

2022 Daily Prayer Guide for all Peoples of Europe
Bridge the Gap, Ezekiel 22:30, by praying that all people
groups will soon learn of Jesus and call on His name!
AGWM edition



To order prayer resources or for inquiries, contact email: rev7.9go@gmail.com

**2022 Daily Prayer Guide for all People Groups &
Unreached People Groups (UPG) of Europe AGWM edition**
All 43 European countries & all People Groups & UPG are included
EUROPE SUMMARY: 1,701 total Europe People Groups;
380 Europe Least-Reached-Unreached People Groups (LR-UPG)
Downloaded in July 2021 from www.joshuaproject.net

Color codes: Orange horizontal lines = begin new country
Light orange-tan vertical columns = for even printing, are vital prayer info
Least Reached (LR) = 2% or less Evangelical & 5% or less Christian
Frontier (FR) definition = 0% to 0.1% Christian

**"Prayer is not the only thing we can do,
but it is the most important thing we can do!"**

**Let's dream God's dreams, and fulfill God's visions --
God dreams of all people groups knowing & loving Him!**
**Revelation 7:9, "After this I looked and there before me
was a great multitude that no one could count,
from every nation, tribe, people and language,
standing before the throne and in front of the Lamb."**



Why Should We Pray For Unreached People Groups?

- * Missions & salvation of all people is God's plan, God's will, God's heart, God's dream, Gen. 3:15!
- * In the Great Commissions Jesus commands us to reach all peoples in the world, Matt. 28:19-20!
- * People without Jesus are eternally lost, & Jesus is the only One who can save them, John 14:6!
- * We have been given "the ministry & message of reconciliation", in Christ, 2 Cor. 5:18-20!
- * Jesus' return is intimately tied to reaching all people groups, Matt. 24:14; Rev. 7:9!
- * Jesus commanded us to pray to Him to send workers into the harvest, Luke 10:2!
- * If we love Jesus, we will want to obey and please Him, John 14:15!








How Should We Pray for Unreached People Groups?







- ** Pray for great revival on the Church to cleanse, empower and send them out to the lost!
- ** Pray for great outpouring of God's Spirit on the people group bringing conviction of sin!
- ** Pray for clear, biblical dreams and visions and revelations drawing people to Jesus!
- ** Pray for powerful, biblical signs and wonders of healing, deliverance and miracles!
- ** Pray that God will send more workers into His harvest in obedience to Luke 10:2!
- ** Pray for great people movements to Christ and Church Planting Movements!
- ** Pray that new converts will be biblically disciplined and will grow in Jesus!















God answers prayer for UPGs! An example are the Cholanaikkans of Kerala, South India!






*** In the late 1960s the Cholanaikkans of Kerala, South India were discovered living in caves and completely unreached. Local Kerala Christians began praying for them and sent church planting teams to reach them. Within a few years the Cholanaikkans' lives improved, many became believers in Jesus, and a church was built with half the Cholanaikkans attending, PTL!







Daily Prayer Guide for all People Groups & Unreached People Groups of Europe									Page 1
Pray Daily:	People Group Name:	Country Name:	Area-Region Name:	People Group Population:	%Percent Christian:	LR FR	Primary Language:	Primary Religion:	People Group Photos:
1 Jan.	Afghani, general	Belgium	Europe-Northwest	26,000	0%	FR	Dari	Islam	
	Albanian, general	Belgium	Europe-Northwest	13,000	24%		Albanian, Tosk	Non-Religious	
	Algerian, Arabic	Belgium	Europe-Northwest	53,000	1%	LR	Arabic, Algerian	Islam	
	Americans, U.S.	Belgium	Europe-Northwest	14,000	87%		English	Christianity	
	Amhara, Ethiopian	Belgium	Europe-Northwest	1,000	82%		Amharic	Christianity	
	Anglo-Australian	Belgium	Europe-Northwest	800	70%		English	Christianity	
2 Jan.	Anglo-Canadian	Belgium	Europe-Northwest	3,000	76%		English	Christianity	
	Arab, Egyptian	Belgium	Europe-Northwest	1,500	7%		Arabic, Egyptian	Islam	
	Arab, Iraqi	Belgium	Europe-Northwest	21,000	2%	LR	Arabic, Mesopot.	Islam	
	Arab, Lebanese	Belgium	Europe-Northwest	2,500	35%		Arabic, N. Levantine	Islam	
	Arab, Libyan	Belgium	Europe-Northwest	4,600	0%	FR	Arabic, Libyan	Islam	
	Arab, Syrian	Belgium	Europe-Northwest	15,000	3%	LR	Arabic, N. Levantine	Islam	
3 Jan.	Arab, Tunisian	Belgium	Europe-Northwest	21,000	0%	LR	Arabic, Tunisian	Islam	
	Armenian	Belgium	Europe-Northwest	10,000	90%		Armenian	Christianity	
	Austrian, Bavarian	Belgium	Europe-Northwest	2,700	85%		Bavarian	Christianity	
	Azerbaijani	Belgium	Europe-Northwest	1,100	1%	LR	Azerbaijani, North	Islam	
	Belarusian	Belgium	Europe-Northwest	1,700	68%		Belarusian	Christianity	
	Berber, Kabyle	Belgium	Europe-Northwest	55,000	2%	LR	Kabyle	Islam	
4 Jan.	Berber, Shawiya	Belgium	Europe-Northwest	42,000	0%	FR	Tachawit	Islam	
	Black African, general	Belgium	Europe-Northwest	120,000	39%		French	Islam	
	Bosniak	Belgium	Europe-Northwest	2,500	1%	LR	Bosnian	Islam	
	Brazilian, White	Belgium	Europe-Northwest	15,000	86%		Portuguese	Christianity	
	British	Belgium	Europe-Northwest	26,000	72%		English	Christianity	
	Bulgarian	Belgium	Europe-Northwest	47,000	80%		Bulgarian	Christianity	
5 Jan.	Chechen	Belgium	Europe-Northwest	18,000	0%	FR	Chechen	Islam	
	Chilean	Belgium	Europe-Northwest	1,100	85%		Spanish	Christianity	
	Chinese, general	Belgium	Europe-Northwest	22,000	12%		Chinese, Mandarin	Buddhism	
	Colombian, Mestizo	Belgium	Europe-Northwest	1,800	95%		Spanish	Christianity	
	Congolese, general	Belgium	Europe-Northwest	24,000	94%		Lingala	Christianity	
	Cuban	Belgium	Europe-Northwest	700	56%		Spanish	Christianity	
6 Jan.	Czech	Belgium	Europe-Northwest	3,200	25%		Czech	Non-Religious	
	Danish	Belgium	Europe-Northwest	3,100	85%		Danish	Christianity	
	Deaf	Belgium	Europe-Northwest	23,000	63%		French Belg.Sign Lan	Christianity	
	Dominicans	Belgium	Europe-Northwest	800	90%		Spanish	Christianity	
	Dutch	Belgium	Europe-Northwest	191,000	47%		Dutch	Non-Religious	
	Ecuadorian, Mestizo	Belgium	Europe-Northwest	3,500	94%		Spanish	Christianity	







Daily Prayer Guide for all People Groups & Unreached People Groups of Europe									Page 2
Pray Daily:	People Group Name:	Country Name:	Area-Region Name:	People Group Population:	%Percent Christian:	LR FR	Primary Language:	Primary Religion:	People Group Photos:
7 Jan.	Estonian	Belgium	Europe-Northwest	900	40%		Estonian, Standard	Non-Religious	
	European, general	Belgium	Europe-Northwest	49,000	65%		English	Christianity	
	Filipino, Tagalog	Belgium	Europe-Northwest	3,500	98%		Tagalog	Christianity	
	Finnish	Belgium	Europe-Northwest	3,200	85%		Finnish	Christianity	
	Flemish	Belgium	Europe-Northwest	5,448,000	69%		West Flemish	Christianity	
	French	Belgium	Europe-Northwest	218,000	76%		French	Christianity	
8 Jan.	Fula Jalon	Belgium	Europe-Northwest	8,500	1%	LR	Pular	Islam	
	Georgian	Belgium	Europe-Northwest	3,200	85%		Georgian	Christianity	
	German	Belgium	Europe-Northwest	51,000	74%		German, Standard	Christianity	
	German Swiss	Belgium	Europe-Northwest	2,200	75%		German, Swiss	Christianity	
	Greek	Belgium	Europe-Northwest	29,000	95%		Greek	Christianity	
	Hungarian	Belgium	Europe-Northwest	4,700	85%		Hungarian	Christianity	
9 Jan.	Hutu, Rundi	Belgium	Europe-Northwest	2,300	90%		Rundi	Christianity	
	Hutu, Rwandese	Belgium	Europe-Northwest	4,900	90%		Kinyarwanda	Christianity	
	Irish	Belgium	Europe-Northwest	4,000	95%		English	Christianity	
	Italian	Belgium	Europe-Northwest	280,000	80%		Italian	Christianity	
	Japanese	Belgium	Europe-Northwest	4,700	2%	LR	Japanese	Buddhism	
	Jew, French	Belgium	Europe-Northwest	30,000	1%	LR	French	Judaism	
10 Jan.	Kazakh	Belgium	Europe-Northwest	2,600	1%	LR	Kazakh	Islam	
	Khmer	Belgium	Europe-Northwest	500	7%		Khmer	Buddhism	
	Korean	Belgium	Europe-Northwest	800	35%		Korean	Christianity	
	Kurd, Kurmanji	Belgium	Europe-Northwest	29,000	0%	LR	Kurdish, Northern	Islam	
	Latin American, gen.	Belgium	Europe-Northwest	12,000	90%		Spanish	Christianity	
	Latvian	Belgium	Europe-Northwest	1,200	55%		Latvian, Standard	Christianity	
11 Jan.	Lithuanian	Belgium	Europe-Northwest	1,800	80%		Lithuanian	Christianity	
	Luxembourger	Belgium	Europe-Northwest	4,600	95%		Luxembourgish	Christianity	
	Macedonian	Belgium	Europe-Northwest	6,300	85%		Macedonian	Christianity	
	Mauritian	Belgium	Europe-Northwest	700	51%		Morisyen	Christianity	
	Mexican	Belgium	Europe-Northwest	1,000	95%		Spanish	Christianity	
	Moldavian	Belgium	Europe-Northwest	1,400	74%		Romanian	Christianity	
12 Jan.	Mongol, Khalka	Belgium	Europe-Northwest	800	4%	LR	Mongolian, Halh	Ethnic Religion	
	Moor	Belgium	Europe-Northwest	1,500	0%	FR	Hassaniyya	Islam	
	Moroccan, Arabic	Belgium	Europe-Northwest	342,000	0%	LR	Arabic, Moroccan	Islam	
	Mossi	Belgium	Europe-Northwest	800	30%		Moore	Islam	
	Norwegian	Belgium	Europe-Northwest	1,400	95%		Norwegian	Christianity	
	Persian	Belgium	Europe-Northwest	13,000	2%	LR	Persian, Iranian	Islam	






Daily Prayer Guide for all People Groups & Unreached People Groups of Europe									Page 3
Pray Daily:	People Group Name:	Country Name:	Area-Region Name:	People Group Population:	%Percent Christian:	LR FR	Primary Language:	Primary Religion:	People Group Photos:
13 Jan.	Peruvian	Belgium	Europe-Northwest	1,200	95%		Spanish	Christianity	
	Polish	Belgium	Europe-Northwest	98,000	90%		Polish	Christianity	
	Portuguese	Belgium	Europe-Northwest	55,000	94%		Portuguese	Christianity	
	Romani, Vlax	Belgium	Europe-Northwest	16,000	90%		Romani, Vlax	Christianity	
	Romanian	Belgium	Europe-Northwest	121,000	90%		Romanian	Christianity	
	Russian	Belgium	Europe-Northwest	62,000	70%		Russian	Christianity	
14 Jan.	Serb	Belgium	Europe-Northwest	6,200	75%		Serbian	Christianity	
	Slovak	Belgium	Europe-Northwest	5,700	90%		Slovak	Christianity	
	Somali	Belgium	Europe-Northwest	1,400	1%	LR	Somali	Islam	
	South Asian, general	Belgium	Europe-Northwest	32,000	2%	LR	Urdu	Islam	
	Spaniard	Belgium	Europe-Northwest	79,000	75%		Spanish	Christianity	
	Swedish	Belgium	Europe-Northwest	4,600	57%		Swedish	Christianity	
15 Jan.	Syrian Aramaic, Turoyo	Belgium	Europe-Northwest	2,000	90%		Turoyo	Christianity	
	Tajik	Belgium	Europe-Northwest	5,100	0%	FR	Tajik	Islam	
	Thai	Belgium	Europe-Northwest	3,500	1%	LR	Thai	Buddhism	
	Turk	Belgium	Europe-Northwest	162,000	0%	LR	Turkish	Islam	
	Ukrainian	Belgium	Europe-Northwest	4,200	75%		Ukrainian	Christianity	
	Urdu	Belgium	Europe-Northwest	9,600	0%	FR	Urdu	Islam	
16 Jan.	Uzbek, Northern	Belgium	Europe-Northwest	1,700	0%	FR	Uzbek, Northern	Islam	
	Vietnamese	Belgium	Europe-Northwest	1,300	17%		Vietnamese	Buddhism	
	Walloon	Belgium	Europe-Northwest	3,556,000	70%		Walloon	Christianity	
	Wolof	Belgium	Europe-Northwest	1,900	4%	LR	Wolof	Islam	
	Afghani, general	Denmark	Europe-Northwest	20,000	0%	FR	Pashto, Southern	Islam	
	Akan	Denmark	Europe-Northwest	1,900	74%		Akan	Christianity	
17 Jan.	Albanian	Denmark	Europe-Northwest	1,400	5%	LR	Albanian, Gheg	Islam	
	Algerian, Arabic	Denmark	Europe-Northwest	900	2%	LR	Arabic, Algerian	Islam	
	Americans, U.S.	Denmark	Europe-Northwest	12,000	75%		English	Christianity	
	Amhara, Ethiopian	Denmark	Europe-Northwest	2,100	86%		Amharic	Christianity	
	Anglo-Australian	Denmark	Europe-Northwest	2,900	71%		English	Christianity	
	Anglo-Canadian	Denmark	Europe-Northwest	3,500	82%		English	Christianity	
18 Jan.	Anglo-New Zealander	Denmark	Europe-Northwest	800	55%		English	Christianity	
	Arab, Arabic Gulf	Denmark	Europe-Northwest	1,300	6%		Arabic, Gulf	Islam	
	Arab, Egyptian	Denmark	Europe-Northwest	1,700	15%		Arabic, Egyptian	Islam	
	Arab, Iraqi	Denmark	Europe-Northwest	34,000	1%	LR	Arabic, Mesopot.	Islam	
	Arab, Jordanian	Denmark	Europe-Northwest	1,200	3%	LR	Arabic, S. Levantine	Islam	
	Arab, Lebanese	Denmark	Europe-Northwest	31,000	34%		Arabic, N. Levantine	Islam	







Daily Prayer Guide for all People Groups & Unreached People Groups of Europe									Page 4
Pray Daily:	People Group Name:	Country Name:	Area-Region Name:	People Group Population:	%Percent Christian:	LR FR	Primary Language:	Primary Religion:	People Group Photos:
19 Jan.	Arab, Palestinian	Denmark	Europe-Northwest	20,000	20%		Arabic, S. Levantine	Islam	
	Arab, Sudanese	Denmark	Europe-Northwest	700	10%		Arabic, Sudanese	Islam	
	Arab, Syrian	Denmark	Europe-Northwest	44,000	6%		Arabic, N. Levantine	Islam	
	Arab, Tunisian	Denmark	Europe-Northwest	900	0%	FR	Arabic, Tunisian	Islam	
	Argentinian, White	Denmark	Europe-Northwest	1,200	96%		Spanish	Christianity	
	Armenian	Denmark	Europe-Northwest	700	94%		Armenian	Christianity	
20 Jan.	Austrian, Bavarian	Denmark	Europe-Northwest	1,800	85%		Bavarian	Christianity	
	Belarusian	Denmark	Europe-Northwest	700	70%		Belarusian	Christianity	
	Bosniak	Denmark	Europe-Northwest	24,000	0%	LR	Bosnian	Islam	
	Brazilian, White	Denmark	Europe-Northwest	3,300	90%		Portuguese	Christianity	
	British	Denmark	Europe-Northwest	18,000	60%		English	Christianity	
	Bulgarian	Denmark	Europe-Northwest	6,300	80%		Bulgarian	Christianity	
21 Jan.	Burmese	Denmark	Europe-Northwest	1,700	2%	LR	Burmese	Buddhism	
	Chilean	Denmark	Europe-Northwest	1,500	90%		Spanish	Christianity	
	Chinese, general	Denmark	Europe-Northwest	15,000	9%		Chinese, Mandarin	Non-Religious	
	Colombian, White	Denmark	Europe-Northwest	3,300	94%		Spanish	Christianity	
	Croat	Denmark	Europe-Northwest	900	92%		Croatian	Christianity	
	Czech	Denmark	Europe-Northwest	1,100	26%		Czech	Non-Religious	
22 Jan.	Danish	Denmark	Europe-Northwest	4,947,000	88%		Danish	Christianity	
	Danish Traveller	Denmark	Europe-Northwest	3,500	90%		Danish	Christianity	
	Deaf	Denmark	Europe-Northwest	12,000	85%		Danish Sign Lang.	Christianity	
	Drukpa, Dzongkha	Denmark	Europe-Northwest	600	0%	FR	Dzongkha	Buddhism	
	Dutch	Denmark	Europe-Northwest	6,800	46%		Dutch	Non-Religious	
	Ecuadorian, White	Denmark	Europe-Northwest	600	95%		Spanish	Christianity	
23 Jan.	Eskimo, Greenlander	Denmark	Europe-Northwest	16,000	96%		Greenlandic	Christianity	
	Estonian	Denmark	Europe-Northwest	1,500	40%		Estonian, Standard	Non-Religious	
	Faeroe Islander	Denmark	Europe-Northwest	12,000	91%		Faroese	Christianity	
	Filipino, Tagalog	Denmark	Europe-Northwest	11,000	95%		Tagalog	Christianity	
	Finnish	Denmark	Europe-Northwest	3,600	84%		Finnish	Christianity	
	Flemish	Denmark	Europe-Northwest	2,000	70%		Vlaams	Christianity	
24 Jan.	French	Denmark	Europe-Northwest	6,800	61%		French	Christianity	
	German	Denmark	Europe-Northwest	35,000	64%		German, Standard	Christianity	
	German Swiss	Denmark	Europe-Northwest	2,600	78%		German, Swiss	Christianity	
	Greek	Denmark	Europe-Northwest	2,300	95%		Greek	Christianity	
	Hungarian, Magyar	Denmark	Europe-Northwest	4,200	85%		Hungarian	Christianity	
	Icelander	Denmark	Europe-Northwest	7,700	91%		Icelandic	Christianity	







Daily Prayer Guide for all People Groups & Unreached People Groups of Europe									Page 5
Pray Daily:	People Group Name:	Country Name:	Area-Region Name:	People Group Population:	%Percent Christian:	LR FR	Primary Language:	Primary Religion:	People Group Photos:
25 Jan.	Irish	Denmark	Europe-Northwest	1,600	95%		English	Christianity	
	Italian	Denmark	Europe-Northwest	6,600	82%		Italian	Christianity	
	Iu Mien	Denmark	Europe-Northwest	8,200	1%	LR	Iu Mien	Ethnic Religions	
	Japanese	Denmark	Europe-Northwest	1,800	3%	LR	Japanese	Buddhism	
	Jew, Danish	Denmark	Europe-Northwest	6,500	0%	LR	Danish	Judaism	
	Korean	Denmark	Europe-Northwest	9,000	28%		Korean	Non-Religious	
26 Jan.	Kurd, Kurmanji	Denmark	Europe-Northwest	20,000	1%	LR	Kurdish, Northern	Islam	
	Latvian	Denmark	Europe-Northwest	4,400	54%		Latvian, Standard	Christianity	
	Lithuanian	Denmark	Europe-Northwest	15,000	85%		Lithuanian	Christianity	
	Macedonian	Denmark	Europe-Northwest	3,000	66%		Macedonian	Christianity	
	Malay	Denmark	Europe-Northwest	800	1%	LR	Malay	Islam	
	Mexican	Denmark	Europe-Northwest	1,100	96%		Spanish	Christianity	
27 Jan.	Moroccan, Arabic	Denmark	Europe-Northwest	5,400	1%	LR	Arabic, Moroccan	Islam	
	Norwegian	Denmark	Europe-Northwest	18,000	91%		Norwegian	Christianity	
	Pashtun, Northern	Denmark	Europe-Northwest	12,000	0%	FR	Pashto, Northern	Islam	
	Persian	Denmark	Europe-Northwest	22,000	2%	LR	Persian, Iranian	Islam	
	Peruvian	Denmark	Europe-Northwest	1,100	95%		Spanish	Christianity	
	Polish	Denmark	Europe-Northwest	50,000	90%		Polish	Christianity	
28 Jan.	Portuguese	Denmark	Europe-Northwest	1,700	96%		Portuguese	Christianity	
	Romani, Kalo Finnish	Denmark	Europe-Northwest	10,000	65%		Romani, Kalo Finnish	Christianity	
	Romanian	Denmark	Europe-Northwest	35,000	97%		Romanian	Christianity	
	Russian	Denmark	Europe-Northwest	5,800	67%		Russian	Christianity	
	Serb	Denmark	Europe-Northwest	1,700	80%		Serbian	Christianity	
	Sinhalese	Denmark	Europe-Northwest	7,900	0%	FR	Sinhala	Buddhism	
29 Jan.	Slovak	Denmark	Europe-Northwest	1,500	92%		Slovak	Christianity	
	Somali	Denmark	Europe-Northwest	21,000	0%	FR	Somali	Islam	
	South Asian, general	Denmark	Europe-Northwest	53,000	3%	LR	Urdu	Islam	
	Spaniard	Denmark	Europe-Northwest	6,000	77%		Spanish	Christianity	
	Swahili	Denmark	Europe-Northwest	1,000	1%	LR	Swahili	Islam	
	Swedish	Denmark	Europe-Northwest	17,000	65%		Swedish	Christianity	
30 Jan.	Thai	Denmark	Europe-Northwest	12,000	2%	LR	Thai	Buddhism	
	Turk	Denmark	Europe-Northwest	75,000	0%	FR	Turkish	Islam	
	Ukrainian	Denmark	Europe-Northwest	6,900	79%		Ukrainian	Christianity	
	Urdu	Denmark	Europe-Northwest	7,200	0%	FR	Urdu	Islam	
	Venezualan	Denmark	Europe-Northwest	700	85%		Spanish	Christianity	
	Vietnamese	Denmark	Europe-Northwest	16,000	10%		Vietnamese	Buddhism	







Daily Prayer Guide for all People Groups & Unreached People Groups of Europe									Page 6
Pray Daily:	People Group Name:	Country Name:	Area-Region Name:	People Group Population:	%Percent Christian:	LR FR	Primary Language:	Primary Religion:	People Group Photos:
31 Jan.	Danish	Faroe Islands	Europe-Northwest	1,300	88%		Danish	Christianity	
	Deaf	Faroe Islands	Europe-Northwest	200	91%		Language unknown	Christianity	
	Faeroe Islander	Faroe Islands	Europe-Northwest	47,000	91%		Faroese	Christianity	
	Akan	Finland	Europe-Northwest	1,300	90%		Akan	Christianity	
	Albanian	Finland	Europe-Northwest	12,000	38%		Albanian, Tosk	Islam	
	Americans, U.S.	Finland	Europe-Northwest	2,900	82%		English	Christianity	
1 Feb.	Amhara, Ethiopian	Finland	Europe-Northwest	1,100	86%		Amharic	Christianity	
	Anglo-Canadian	Finland	Europe-Northwest	700	78%		English	Christianity	
	Arab, Egyptian	Finland	Europe-Northwest	600	13%		Arabic, Egyptian	Islam	
	Arab, Iraqi	Finland	Europe-Northwest	16,000	3%	LR	Arabic, Mesopot.	Islam	
	Arab, Syrian	Finland	Europe-Northwest	16,000	6%		Arabic, N. Levantine	Islam	
	Bosniak	Finland	Europe-Northwest	1,700	0%	FR	Bosnian	Islam	
2 Feb.	Brazilian, White	Finland	Europe-Northwest	900	90%		Portuguese	Christianity	
	British	Finland	Europe-Northwest	4,400	60%		English	Christianity	
	Bulgarian	Finland	Europe-Northwest	1,800	80%		Bulgarian	Christianity	
	Burmese	Finland	Europe-Northwest	1,500	0%	LR	Burmese	Buddhism	
	Cameroonian Creole, Detribal.	Finland	Europe-Northwest	800	65%		French	Christianity	
	Deaf	Finland	Europe-Northwest	11,000	84%		Finnish Sign Lang.	Christianity	
3 Feb.	Dutch	Finland	Europe-Northwest	1,300	48%		Dutch	Non-Religious	
	Estonian	Finland	Europe-Northwest	50,000	45%		Estonian, Standard	Non-Religious	
	Filipino, Tagalog	Finland	Europe-Northwest	2,400	99%		Tagalog	Christianity	
	Finland Swedes	Finland	Europe-Northwest	269,000	67%		Swedish	Christianity	
	Finnish	Finland	Europe-Northwest	4,825,000	84%		Finnish	Christianity	
	Finnish, Tornedalen	Finland	Europe-Northwest	38,000	95%		Finnish, Tornedalen	Christianity	
4 Feb.	French	Finland	Europe-Northwest	2,000	61%		French	Christianity	
	German	Finland	Europe-Northwest	4,200	64%		German, Standard	Christianity	
	Han Chinese, Mandarin	Finland	Europe-Northwest	13,000	8%		Chinese, Mandarin	Non-Religious	
	Hungarian	Finland	Europe-Northwest	1,900	86%		Hungarian	Christianity	
	Italian	Finland	Europe-Northwest	2,300	82%		Italian	Christianity	
	Japanese	Finland	Europe-Northwest	1,100	1%	LR	Japanese	Buddhism	
5 Feb.	Jew, Finnish	Finland	Europe-Northwest	1,300	0%	FR	Finnish	Judaism	
	Karelina	Finland	Europe-Northwest	11,000	75%		Karelina	Christianity	
	Kikuyu	Finland	Europe-Northwest	1,000	98%		Gikuyu	Christianity	
	Komi-Zyrian	Finland	Europe-Northwest	1,200	70%		Komi-Zyrian	Christianity	
	Kongo, Tuba	Finland	Europe-Northwest	1,800	80%		Kituba	Christianity	
	Kurd, Kurmanji	Finland	Europe-Northwest	15,000	2%	LR	Kurdish, Northern	Islam	







Daily Prayer Guide for all People Groups & Unreached People Groups of Europe									Page 7
Pray Daily:	People Group Name:	Country Name:	Area-Region Name:	People Group Population:	%Percent Christian:	LR FR	Primary Language:	Primary Religion:	People Group Photos:
6 Feb.	Latvian	Finland	Europe-Northwest	1,700	53%		Latvian, Standard	Christianity	
	Lithuanian	Finland	Europe-Northwest	1,400	86%		Lithuanian	Christianity	
	Mexican	Finland	Europe-Northwest	500	93%		Spanish	Christianity	
	Moroccan, Arabic	Finland	Europe-Northwest	1,000	0%	LR	Arabic, Moroccan	Islam	
	Nepali, general	Finland	Europe-Northwest	4,000	2%	LR	Nepali	Hinduism	
	Olonetsian, Livvikovian	Finland	Europe-Northwest	5,500	75%		Livvi-Karelian	Christianity	
7 Feb.	Persian	Finland	Europe-Northwest	14,000	2%	LR	Persian, Iranian	Islam	
	Polish	Finland	Europe-Northwest	3,800	90%		Polish	Christianity	
	Romani, Kalo Finnish	Finland	Europe-Northwest	13,000	90%		Romani, Kalo Finnish	Christianity	
	Romanian	Finland	Europe-Northwest	2,300	97%		Romanian	Christianity	
	Russian	Finland	Europe-Northwest	31,000	67%		Russian	Christianity	
	Saami, Inari	Finland	Europe-Northwest	700	95%		Saami, Inari	Christianity	
8 Feb.	Saami, Northern	Finland	Europe-Northwest	3,800	97%		Saami, North	Christianity	
	Saami, Skolt	Finland	Europe-Northwest	500	97%		Saami, Skolt	Christianity	
	Serb	Finland	Europe-Northwest	700	80%		Serbian	Christianity	
	Somali	Finland	Europe-Northwest	22,000	0%	FR	Somali	Islam	
	South Asian, Bengali	Finland	Europe-Northwest	1,600	0%	FR	Bengali	Islam	
	South Asian, general	Finland	Europe-Northwest	11,000	4%	LR	Hindi	Hinduism	
9 Feb.	Spaniard	Finland	Europe-Northwest	2,400	77%		Spanish	Christianity	
	Swedish	Finland	Europe-Northwest	34,000	57%		Swedish	Christianity	
	Tajik	Finland	Europe-Northwest	3,600	0%	FR	Tajik	Islam	
	Tatar	Finland	Europe-Northwest	800	0%	FR	Tatar	Islam	
	Thai	Finland	Europe-Northwest	7,100	2%	LR	Thai	Buddhism	
	Turk	Finland	Europe-Northwest	4,600	0%	FR	Turkish	Islam	
10 Feb.	Ukrainian	Finland	Europe-Northwest	3,100	75%		Ukrainian	Christianity	
	Vietnamese	Finland	Europe-Northwest	11,000	9%		Vietnamese	Buddhism	
	Algerian, Arabic	France	Europe-Northwest	478,000	1%	LR	Arabic, Algerian	Islam	
	Alsatian	France	Europe-Northwest	1,626,000	65%		German, Swiss	Christianity	
	Americans, U.S.	France	Europe-Northwest	65,000	80%		English	Christianity	
	Anglo-Canadian	France	Europe-Northwest	12,000	75%		English	Christianity	
11 Feb.	Arab, Egyptian	France	Europe-Northwest	26,000	17%		Arabic, Egyptian	Islam	
	Arab, Iraqi	France	Europe-Northwest	33,000	2%	LR	Arabic, Mesopot.	Islam	
	Arab, Jordanian	France	Europe-Northwest	5,000	3%	LR	Arabic, S. Levantine	Islam	
	Arab, Lebanese	France	Europe-Northwest	24,000	34%		Arabic, N. Levantine	Islam	
	Arab, Palestinian	France	Europe-Northwest	4,000	3%	LR	Arabic, S. Levantine	Islam	
	Arab, Syrian	France	Europe-Northwest	260,000	6%		Arabic, N. Levantine	Islam	




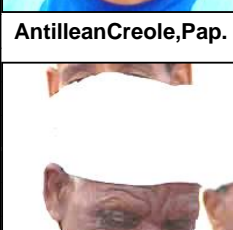

Daily Prayer Guide for all People Groups & Unreached People Groups of Europe									Page 8
Pray Daily:	People Group Name:	Country Name:	Area-Region Name:	People Group Population:	%Percent Christian:	LR FR	Primary Language:	Primary Religion:	People Group Photos:
12 Feb.	Arab, Tunisian	France	Europe-Northwest	158,000	0%	LR	Arabic, Tunisian	Islam	
	Argentinian, White	France	Europe-Northwest	12,000	92%		Spanish	Christianity	
	Armenian	France	Europe-Northwest	477,000	94%		Armenian	Christianity	
	Assyrian	France	Europe-Northwest	3,900	95%		Assyrian Neo-Aramaic	Christianity	
	Auvergnat	France	Europe-Northwest	1,435,000	65%		French	Christianity	
	Bambara	France	Europe-Northwest	131,000	3%	LR	Bamanankan	Islam	
13 Feb.	Basque	France	Europe-Northwest	158,000	70%		Basque	Christianity	
	Berber, Imazighen	France	Europe-Northwest	163,000	0%	LR	Tamazight, Cent. Atlas	Islam	
	Berber, Kabyle	France	Europe-Northwest	716,000	3%	LR	Kabyle	Islam	
	Berber, Mozabite	France	Europe-Northwest	5,100	0%	FR	Tumzabt	Islam	
	Berber, Rif	France	Europe-Northwest	130,000	0%	LR	Tarifit	Islam	
	Berber, Shawiya	France	Europe-Northwest	195,000	0%	FR	Tachawit	Islam	
14 Feb.	Berber, South. Shilha	France	Europe-Northwest	148,000	1%	LR	Tachelhit	Islam	
	Brazilian	France	Europe-Northwest	81,000	87%		Portuguese	Christianity	
	British	France	Europe-Northwest	159,000	60%		English	Christianity	
	Cape Verdean	France	Europe-Northwest	27,000	95%		Kabuverdianu	Christianity	
	Catalonian	France	Europe-Northwest	112,000	70%		Catalan	Christianity	
	Cham, Western	France	Europe-Northwest	1,100	1%	LR	Cham, Western	Islam	
15 Feb.	Chechen	France	Europe-Northwest	30,000	0%	FR	Chechen	Islam	
	Chilean	France	Europe-Northwest	16,000	87%		Spanish	Christianity	
	Chinese, general	France	Europe-Northwest	39,000	8%		French	Non-Religious	
	Colombian	France	Europe-Northwest	40,000	92%		Spanish	Christianity	
	Comorian, other	France	Europe-Northwest	98,000	0%	FR	Comorian, Maore	Islam	
	Corsican	France	Europe-Northwest	31,000	85%		Corsican	Christianity	
16 Feb.	Croat	France	Europe-Northwest	20,000	90%		Croatian	Christianity	
	Czech	France	Europe-Northwest	13,000	26%		Czech	Non-Religious	
	Danish	France	Europe-Northwest	13,000	85%		Danish	Christianity	
	Deaf	France	Europe-Northwest	131,000	61%		French Sign Lang.	Christianity	
	Druze	France	Europe-Northwest	26,000	0%	FR	Arabic, N. Levantine	Druze	
	Dutch	France	Europe-Northwest	89,000	47%		Dutch	Non-Religious	
17 Feb.	Eurasian	France	Europe-Northwest	65,000	70%		French	Christianity	
	Filipino, Tagalog	France	Europe-Northwest	23,000	93%		Tagalog	Christianity	
	Flemish	France	Europe-Northwest	15,000	62%		Vlaams	Christianity	
	Fon	France	Europe-Northwest	19,000	70%		Fon	Christianity	
	Franco-Provençal	France	Europe-Northwest	64,000	60%		Arpitan	Christianity	
	Franco-Swiss	France	Europe-Northwest	33,000	65%		French	Christianity	







Daily Prayer Guide for all People Groups & Unreached People Groups of Europe									Page 9
Pray Daily:	People Group Name:	Country Name:	Area-Region Name:	People Group Population:	%Percent Christian:	LR FR	Primary Language:	Primary Religion:	People Group Photos:
18 Feb.	French	France	Europe-Northwest	46,411,000	67%		French	Christianity	
	Fulani	France	Europe-Northwest	33,000	0%	FR	Fulfulde,Cent.-E. Niger	Islam	
	Gascon	France	Europe-Northwest	456,000	60%		Occitan	Christianity	
	Georgian	France	Europe-Northwest	2,600	87%		Georgian	Christianity	
	German	France	Europe-Northwest	651,000	64%		German, Standard	Christianity	
	German Swiss	France	Europe-Northwest	39,000	76%		German, Swiss	Christianity	
19 Feb.	Greek	France	Europe-Northwest	65,000	91%		Greek	Christianity	
	Gujarati	France	Europe-Northwest	1,100	1%	LR	Gujarati	Hinduism	
	Han Chinese, Cantonese	France	Europe-Northwest	111,000	9%		Chinese, Yue	Non-Religious	
	Han Chinese, Chaozhou	France	Europe-Northwest	6,500	6%		Chinese, Min Nan	Non-Religious	
	Han Chinese, Wenchow	France	Europe-Northwest	19,000	7%		Chinese, Wu	Non-Religious	
	Han Chinese, Wu	France	Europe-Northwest	5,200	8%		Chinese, Wu	Non-Religious	
20 Feb.	Hmong Daw	France	Europe-Northwest	11,000	10%		Hmong Daw	Ethnic Religions	
	Hmong Njua	France	Europe-Northwest	130,000	10%		Hmong Njua	Ethnic Religions	
	Hungarian	France	Europe-Northwest	112,000	82%		Hungarian	Christianity	
	Italian	France	Europe-Northwest	178,000	82%		Italian	Christianity	
	Iu Mien	France	Europe-Northwest	2,300	1%	LR	Iu Mien	Ethnic Religions	
	Japanese	France	Europe-Northwest	30,000	2%	LR	Japanese	Buddhism	
21 Feb.	Jew, French	France	Europe-Northwest	455,000	0%	FR	French	Judaism	
	Khmer	France	Europe-Northwest	72,000	1%	LR	Khmer	Buddhism	
	Khmu	France	Europe-Northwest	1,500	13%		Khmu	Ethnic Religions	
	Korean	France	Europe-Northwest	11,000	31%		Korean	Non-Religious	
	Kurd, Kurmanji	France	Europe-Northwest	85,000	0%	FR	Kurdish, Northern	Islam	
	Languedocian	France	Europe-Northwest	2,573,000	65%		French	Christianity	
22 Feb.	Lao	France	Europe-Northwest	19,000	3%	LR	Lao	Buddhism	
	Ligurian	France	Europe-Northwest	39,000	70%		Ligurian	Christianity	
	Limousin	France	Europe-Northwest	11,000	75%		Occitan	Christianity	
	Luxembourger	France	Europe-Northwest	44,000	82%		Luxembourgish	Christianity	
	Macedonian	France	Europe-Northwest	8,400	65%		Macedonian	Christianity	
	Malagasy	France	Europe-Northwest	65,000	69%		Malagasy, Plateau	Christianity	
23 Feb.	Mandjak, Manjaco	France	Europe-Northwest	25,000	20%		Mandjak	Ethnic Religions	
	Maninka, Western	France	Europe-Northwest	65,000	25%		Maninkakan, West.	Islam	
	Moor	France	Europe-Northwest	20,000	0%	FR	Hassaniyya	Islam	
	Moroccan, Arabic	France	Europe-Northwest	445,000	1%	LR	Arabic, Moroccan	Islam	
	Mossi	France	Europe-Northwest	65,000	55%		Moore	Christianity	
	Pashtun, Northern	France	Europe-Northwest	39,000	0%	FR	Pashto, Northern	Islam	






Daily Prayer Guide for all People Groups & Unreached People Groups of Europe									Page 10
Pray Daily:	People Group Name:	Country Name:	Area-Region Name:	People Group Population:	%Percent Christian:	LR FR	Primary Language:	Primary Religion:	People Group Photos:
24 Feb.	Persian	France	Europe-Northwest	65,000	2%	LR	Persian, Iranian	Islam	
	Peruvian	France	Europe-Northwest	22,000	92%		Spanish	Christianity	
	Polish	France	Europe-Northwest	130,000	90%		Polish	Christianity	
	Portuguese	France	Europe-Northwest	519,000	94%		Portuguese	Christianity	
	Provencal, Alpine Provencal	France	Europe-Northwest	2,973,000	70%		French	Christianity	
	Romani, Balkan	France	Europe-Northwest	12,000	60%		Romani, Balkan	Christianity	
25 Feb.	Romani, Calo	France	Europe-Northwest	15,000	65%		Calo	Christianity	
	Romani, French	France	Europe-Northwest	169,000	60%		French	Christianity	
	Romani, Sinte	France	Europe-Northwest	31,000	65%		Romani, Sinte	Christianity	
	Romani, Vlax	France	Europe-Northwest	12,000	65%		Romani, Vlax	Christianity	
	Romanian	France	Europe-Northwest	13,000	97%		Romanian	Christianity	
	Russian	France	Europe-Northwest	130,000	67%		Russian	Christianity	
26 Feb.	Saharawi	France	Europe-Northwest	15,000	0%	FR	Hassaniyya	Islam	
	Saint Lucian	France	Europe-Northwest	116,000	95%		St. Lucian Creole French	Christianity	
	Senoufo	France	Europe-Northwest	6,600	20%		Senoufo, Cebaara	Islam	
	Serb	France	Europe-Northwest	26,000	80%		Serbian	Christianity	
	Soninke	France	Europe-Northwest	41,000	0%	FR	Soninke	Islam	
	South Asian, Bengali	France	Europe-Northwest	32,000	0%	FR	Bengali	Islam	
27 Feb.	South Asian, general	France	Europe-Northwest	276,000	4%	LR	Hindi	Hinduism	
	Spaniard	France	Europe-Northwest	136,000	77%		Spanish	Christianity	
	Swedish	France	Europe-Northwest	13,000	59%		Swedish	Christianity	
	Tai Dam	France	Europe-Northwest	1,100	10%		Tai Dam	Ethnic Religions	
	Tay	France	Europe-Northwest	2,000	3%	LR	Tay	Ethnic Religions	
	Thai	France	Europe-Northwest	10,000	0%	LR	Thai	Buddhism	
28 Feb.	Tuareg, Tamajaq	France	Europe-Northwest	26,000	0%	FR	Tamajaq, Tawallammat	Islam	
	Turk	France	Europe-Northwest	222,000	0%	FR	Turkish	Islam	
	Ukrainian	France	Europe-Northwest	23,000	79%		Ukrainian	Christianity	
	Venezualan	France	Europe-Northwest	30,000	86%		Spanish	Christianity	
	Vietnamese	France	Europe-Northwest	326,000	9%		Vietnamese	Buddhism	
	Walloon	France	Europe-Northwest	65,000	65%		Walloon	Christianity	
	Wolof	France	Europe-Northwest	41,000	0%	FR	Wolof	Islam	
1 Mar.	Americans, U.S.	Greenland	Europe-Northwest	3,400	80%		English	Christianity	
	Danish	Greenland	Europe-Northwest	7,700	95%		Danish	Christianity	
	Deaf	Greenland	Europe-Northwest	100	97%		Language unknown	Christianity	
	Eskimo, Greenlandic	Greenland	Europe-Northwest	45,000	97%		Greenlandic	Christianity	
	Americans, U.S.	Iceland	Europe-Northwest	600	79%		English	Christianity	






Daily Prayer Guide for all People Groups & Unreached People Groups of Europe									Page 11
Pray Daily:	People Group Name:	Country Name:	Area-Region Name:	People Group Population:	%Percent Christian:	LR FR	Primary Language:	Primary Religion:	People Group Photos:
2 Mar.	British	Iceland	Europe-Northwest	600	63%		English	Christianity	
	Danish	Iceland	Europe-Northwest	900	82%		Danish	Christianity	
	Deaf	Iceland	Europe-Northwest	700	91%		Icelandic Sign Lang.	Christianity	
	Filipino, Tagalog	Iceland	Europe-Northwest	600	93%		Tagalog	Christianity	
	German	Iceland	Europe-Northwest	900	65%		German, Standard	Christianity	
	Icelander	Iceland	Europe-Northwest	313,000	91%		Icelandic	Christianity	
3 Mar.	Latvian	Iceland	Europe-Northwest	700	55%		Latvian, Standard	Christianity	
	Lithuanian	Iceland	Europe-Northwest	1,700	82%		Lithuanian	Christianity	
	Polish	Iceland	Europe-Northwest	11,000	90%	LR	Polish	Christianity	
	South Asian, general	Iceland	Europe-Northwest	600	4%	LR	Hindi	Hinduism	
	Thai, Isan	Iceland	Europe-Northwest	500	2%	LR	Thai, Northeastern	Buddhism	
4 Mar.	Americans, U.S.	Ireland	Europe-Northwest	12,000	78%		English	Christianity	
	Anglo-Canadian	Ireland	Europe-Northwest	2,500	80%		English	Christianity	
	Anglo-New Zealander	Ireland	Europe-Northwest	1,500	51%		English	Christianity	
	Anglo-South African	Ireland	Europe-Northwest	5,200	85%		English	Christianity	
	Arab, general	Ireland	Europe-Northwest	22,000	33%		Arabic, N. Levantine	Islam	
	Australian	Ireland	Europe-Northwest	3,000	69%		English	Christianity	
5 Mar.	Brazilian	Ireland	Europe-Northwest	9,200	90%		Portuguese	Christianity	
	British	Ireland	Europe-Northwest	149,000	60%		English	Christianity	
	British, Scottish	Ireland	Europe-Northwest	14,000	60%		English	Christianity	
	Bulgarian	Ireland	Europe-Northwest	1,900	80%		Bulgarian	Christianity	
	Chinese, general	Ireland	Europe-Northwest	12,000	8%		English	Non-Religious	
	Czech	Ireland	Europe-Northwest	5,800	26%		Czech	Non-Religious	
6 Mar.	Danish	Ireland	Europe-Northwest	800	88%		Danish	Christianity	
	Deaf	Ireland	Europe-Northwest	10,000	92%		Irish Sign Lang.	Christianity	
	Dutch	Ireland	Europe-Northwest	4,500	47%		Dutch	Non-Religious	
	Estonian	Ireland	Europe-Northwest	2,700	40%		Estonian, Standard	Non-Religious	
	Filipino, Tagalog	Ireland	Europe-Northwest	14,000	92%		Tagalog	Christianity	
	Finnish	Ireland	Europe-Northwest	900	84%		Finnish	Christianity	
7 Mar.	French	Ireland	Europe-Northwest	10,000	61%		French	Christianity	
	German	Ireland	Europe-Northwest	12,000	64%		German, Standard	Christianity	
	Greek	Ireland	Europe-Northwest	500	92%		Greek	Christianity	
	Hungarian	Ireland	Europe-Northwest	8,500	88%		Hungarian	Christianity	
	Irish	Ireland	Europe-Northwest	4,083,000	95%		English	Christianity	
	Irish Traveller, Shelta	Ireland	Europe-Northwest	28,000	95%		Shelta	Christianity	
	Irish, Gaelic-Speaking	Ireland	Europe-Northwest	177,000	96%		Irish	Christianity	Irish






Daily Prayer Guide for all People Groups & Unreached People Groups of Europe									Page 12
Pray Daily:	People Group Name:	Country Name:	Area-Region Name:	People Group Population:	%Percent Christian:	LR FR	Primary Language:	Primary Religion:	People Group Photos:
8 Mar.	Italian	Ireland	Europe-Northwest	8,100	82%		Italian	Christianity	
	Jew, English Speaking	Ireland	Europe-Northwest	2,600	0%	LR	English	Judaism	
	Latvian	Ireland	Europe-Northwest	22,000	56%		Latvian, Standard	Christianity	
	Lithuanian	Ireland	Europe-Northwest	39,000	86%		Lithuanian	Christianity	
	Malay, Malaysian	Ireland	Europe-Northwest	3,500	1%	LR	Malay	Islam	
	Mauritian	Ireland	Europe-Northwest	3,000	51%		Morisyen	Christianity	
9 Mar.	Polish	Ireland	Europe-Northwest	130,000	90%		Polish	Christianity	
	Portuguese	Ireland	Europe-Northwest	2,900	95%		Portuguese	Christianity	
	Romani, Irish Traveller	Ireland	Europe-Northwest	23,000	90%		English	Christianity	
	Romanian	Ireland	Europe-Northwest	18,000	98%		Romanian	Christianity	
	Russian	Ireland	Europe-Northwest	4,100	67%		Russian	Christianity	
	Scots	Ireland	Europe-Northwest	10,000	62%		Scots	Christianity	
10 Mar.	Slovak	Ireland	Europe-Northwest	11,000	94%		Slovak	Christianity	
	South Asian, general	Ireland	Europe-Northwest	32,000	3%	LR	Hindi	Hinduism	
	Spaniard	Ireland	Europe-Northwest	7,200	77%		Spanish	Christianity	
	Swedish	Ireland	Europe-Northwest	1,800	57%		Swedish	Christianity	
	Turk	Ireland	Europe-Northwest	1,600	0%	FR	Turkish	Islam	
	Ukrainian	Ireland	Europe-Northwest	3,500	82%		Ukrainian	Christianity	
11 Mar.	Urdu	Ireland	Europe-Northwest	7,800	0%	FR	Urdu	Islam	
	Welsh	Ireland	Europe-Northwest	9,600	58%		Welsh	Christianity	
	British	Isle of Man	Europe-Northwest	73,000	62%		English	Christianity	
	Deaf	Isle of Man	Europe-Northwest	200	65%		Language unknown	Christianity	
	Irish	Isle of Man	Europe-Northwest	8,600	92%		English	Christianity	
	Manx	Isle of Man	Europe-Northwest	200	100%		English	Christianity	
12 Mar.	Americans, U.S.	Luxembourg	Europe-Northwest	1,300	79%		English	Christianity	
	Arab	Luxembourg	Europe-Northwest	7,600	30%		Arabic, N. Levantine	Islam	
	British	Luxembourg	Europe-Northwest	6,600	61%		English	Christianity	
	Cape Verdean	Luxembourg	Europe-Northwest	4,000	97%		Kabuverdianu	Christianity	
	Danish	Luxembourg	Europe-Northwest	2,700	86%		Danish	Christianity	
	Deaf	Luxembourg	Europe-Northwest	1,300	82%		Language unknown	Christianity	
13 Mar.	Dutch	Luxembourg	Europe-Northwest	1,900	47%		Dutch	Non-Religious	
	Flemish	Luxembourg	Europe-Northwest	20,000	91%		Vlaams	Christianity	
	French	Luxembourg	Europe-Northwest	41,000	65%		French	Christianity	
	German	Luxembourg	Europe-Northwest	14,000	65%		German, Standard	Christianity	
	Greek	Luxembourg	Europe-Northwest	600	91%		Greek	Christianity	
	Italian	Luxembourg	Europe-Northwest	21,000	82%		Italian	Christianity	






Daily Prayer Guide for all People Groups & Unreached People Groups of Europe									Page 13
Pray Daily:	People Group Name:	Country Name:	Area-Region Name:	People Group Population:	%Percent Christian:	LR FR	Primary Language:	Primary Religion:	People Group Photos:
14 Mar.	Jew, German Speaking	Luxembourg	Europe-Northwest	700	0%	FR	German, Standard	Judaism	
	Luxembourger	Luxembourg	Europe-Northwest	344,000	83%		Luxembourgish	Christianity	
	Portuguese	Luxembourg	Europe-Northwest	102,000	92%		Portuguese	Christianity	
	South Asian, general	Luxembourg	Europe-Northwest	1,300	4%	LR	Hindi	Hinduism	
	Spaniard	Luxembourg	Europe-Northwest	5,400	75%		Spanish	Christianity	
	Swedish	Luxembourg	Europe-Northwest	1,700	56%		Swedish	Christianity	
15 Mar.	Turk	Luxembourg	Europe-Northwest	900	0%	FR	Turkish	Islam	
	Yugoslav former, gen.	Luxembourg	Europe-Northwest	16,000	40%		Serbian	Non-Religious	
	Afrikaner	Netherlands	Europe-Northwest	15,000	90%		Afrikaans	Christianity	
	Akan	Netherlands	Europe-Northwest	18,000	60%		Akan	Christianity	
	Albanian	Netherlands	Europe-Northwest	600	2%	LR	Albanian, Gheg	Islam	
	Algerian, Arabic	Netherlands	Europe-Northwest	92,000	1%	LR	Arabic, Algerian	Islam	
16 Mar.	Ambonese	Netherlands	Europe-Northwest	51,000	85%		Malay, Ambonese	Christianity	
	Americans, U.S.	Netherlands	Europe-Northwest	17,000	77%		English	Christianity	
	Amhara, Ethiopian	Netherlands	Europe-Northwest	1,100	81%		Amharic	Christianity	
	Anglo-Australian	Netherlands	Europe-Northwest	3,100	70%		English	Christianity	
	Anglo-Canadian	Netherlands	Europe-Northwest	4,100	78%		English	Christianity	
	Anglo-New Zealander	Netherlands	Europe-Northwest	900	53%		English	Christianity	
17 Mar.	Antillean Creole, Papiamentu	Netherlands	Europe-Northwest	80,000	85%		Papiamentu	Christianity	
	Arab, Egyptian	Netherlands	Europe-Northwest	2,700	13%		Arabic, Egyptian	Islam	
	Arab, Iraqi	Netherlands	Europe-Northwest	6,000	2%	LR	Arabic, Mesopot.	Islam	
	Arab, Lebanese	Netherlands	Europe-Northwest	600	30%		Arabic, N. Levantine	Islam	
	Arab, Saudi - Najdi	Netherlands	Europe-Northwest	600	0%	FR	Arabic, Najdi	Islam	
	Arab, Sudanese	Netherlands	Europe-Northwest	700	1%	LR	Arabic, Sudanese	Islam	
18 Mar.	Arab, Syrian	Netherlands	Europe-Northwest	8,400	6%		Arabic, N. Levantine	Islam	
	Arab, Tunisian	Netherlands	Europe-Northwest	1,100	0%	LR	Arabic, Tunisian	Islam	
	Armenian	Netherlands	Europe-Northwest	1,100	94%		Armenian	Christianity	
	Austrian, Bavarian	Netherlands	Europe-Northwest	4,200	85%		Bavarian	Christianity	
	Belarusian	Netherlands	Europe-Northwest	900	65%		Belarusian	Christianity	
	Berber, Rif	Netherlands	Europe-Northwest	161,000	1%	LR	Tarifit	Islam	
19 Mar.	Black African, general	Netherlands	Europe-Northwest	18,000	65%		Dutch	Christianity	
	Bosniak	Netherlands	Europe-Northwest	2,200	1%	LR	Bosnian	Islam	
	Brazilian, White	Netherlands	Europe-Northwest	6,500	88%		Portuguese	Christianity	
	British	Netherlands	Europe-Northwest	4,100	60%		English	Christianity	
	Bulgarian	Netherlands	Europe-Northwest	20,000	75%		Bulgarian	Christianity	
	Cape Verdean	Netherlands	Europe-Northwest	1,200	95%		Kabuverdianu	Christianity	







Daily Prayer Guide for all People Groups & Unreached People Groups of Europe								Page 14		
Pray Daily:	People Group Name:	Country Name:	Area-Region Name:	People Group Population:	%Percent Christian:	LR FR	Primary Language:	Primary Religion:	People Group Photos:	
20 Mar.	Chaldean	Netherlands	Europe-Northwest	1,100	80%		Chaldean Neo-Aramaic	Christianity		
	Chilean	Netherlands	Europe-Northwest	900	86%		Spanish	Christianity		
	Colombian, Mestizo	Netherlands	Europe-Northwest	2,200	90%		Spanish	Christianity		
	Crioulo, Upper Guinea	Netherlands	Europe-Northwest	14,000	70%		Crioulo, Upper Guinea	Christianity		
	Croat	Netherlands	Europe-Northwest	2,100	95%		Croatian	Christianity		
	Czech	Netherlands	Europe-Northwest	3,500	26%		Czech	Non-Religious		
21 Mar.	Danish	Netherlands	Europe-Northwest	3,000	85%		Danish	Christianity		
	Deaf	Netherlands	Europe-Northwest	34,000	47%		Sign Lang.Netherlands	Non-Religious		
	Dominicans	Netherlands	Europe-Northwest	1,000	90%		Spanish	Christianity		
	Dutch	Netherlands	Europe-Northwest	14,056,000	48%		Dutch	Non-Religious		Dutch
	Ecuadorian, Mestizo	Netherlands	Europe-Northwest	700	93%		Spanish	Christianity		
	Estonian	Netherlands	Europe-Northwest	1,100	40%		Estonian, Standard	Non-Religious		
22 Mar.	Eurasian	Netherlands	Europe-Northwest	70,000	85%		Dutch	Christianity		
	Filipino, Tagalog	Netherlands	Europe-Northwest	4,300	92%		Tagalog	Christianity		
	Finnish	Netherlands	Europe-Northwest	2,600	82%		Finnish	Christianity		
	Flemish	Netherlands	Europe-Northwest	30,000	65%		Vlaams	Christianity		
	French	Netherlands	Europe-Northwest	20,000	61%		French	Christianity		
	Frisian	Netherlands	Europe-Northwest	466,000	60%		Frisian	Christianity		Eurasian
23 Mar.	Georgian	Netherlands	Europe-Northwest	600	87%		Georgian	Christianity		
	German	Netherlands	Europe-Northwest	73,000	62%		German, Standard	Christianity		
	German Swiss	Netherlands	Europe-Northwest	2,300	75%		German, Swiss	Christianity		
	Greek	Netherlands	Europe-Northwest	13,000	91%		Greek	Christianity		
	Gronings	Netherlands	Europe-Northwest	643,000	55%		Gronings	Christianity		
	Han Chinese, Cantonese	Netherlands	Europe-Northwest	80,000	7%		Chinese, Yue	Non-Religious		
24 Mar.	Han Chinese, Mandarin	Netherlands	Europe-Northwest	30,000	8%		Chinese, Mandarin	Non-Religious		
	Han Chinese, Wu	Netherlands	Europe-Northwest	2,300	8%		Chinese, Wu	Non-Religious		
	Hungarian	Netherlands	Europe-Northwest	11,000	88%		Hungarian	Christianity		
	Hutu, Rwandese	Netherlands	Europe-Northwest	1,700	84%		Kinyarwanda	Christianity		Gronings
	Indonesian	Netherlands	Europe-Northwest	12,000	16%		Indonesian	Islam		
	Irish	Netherlands	Europe-Northwest	5,200	95%		English	Christianity		
25 Mar.	Italian	Netherlands	Europe-Northwest	28,000	82%		Italian	Christianity		
	Japanese	Netherlands	Europe-Northwest	5,400	1%	LR	Japanese	Buddhism		
	Javanese	Netherlands	Europe-Northwest	35,000	20%		Javanese	Islam		
	Javanese, Caribbean	Netherlands	Europe-Northwest	8,800	18%		Javanese,Suriname	Islam		
	Jew, Dutch	Netherlands	Europe-Northwest	30,000	1%	LR	Dutch	Judaism		
	Korean	Netherlands	Europe-Northwest	2,900	31%		Korean	Christianity		Javanese






Daily Prayer Guide for all People Groups & Unreached People Groups of Europe									Page 15
Pray Daily:	People Group Name:	Country Name:	Area-Region Name:	People Group Population:	%Percent Christian:	LR FR	Primary Language:	Primary Religion:	People Group Photos:
26 Mar.	Kurd, Kurmanji	Netherlands	Europe-Northwest	75,000	1%	LR	Kurdish, Northern	Islam	
	Latvian	Netherlands	Europe-Northwest	3,600	58%		Latvian, Standard	Christianity	
	Lithuanian	Netherlands	Europe-Northwest	5,000	80%		Lithuanian	Christianity	
	Macedonian	Netherlands	Europe-Northwest	900	70%		Macedonian	Christianity	
	Malay	Netherlands	Europe-Northwest	1,500	1%	LR	Malay	Islam	
	Mexican	Netherlands	Europe-Northwest	2,000	92%		Spanish	Christianity	
27 Mar.	Moroccan, Arabic	Netherlands	Europe-Northwest	46,000	0%	LR	Arabic, Moroccan	Islam	
	Norwegian	Netherlands	Europe-Northwest	2,200	95%		Norwegian	Christianity	
	Persian	Netherlands	Europe-Northwest	4,500	3%	LR	Persian, Iranian	Islam	
	Peruvian	Netherlands	Europe-Northwest	1,000	92%		Spanish	Christianity	
	Polish	Netherlands	Europe-Northwest	102,000	90%		Polish	Christianity	
	Portuguese	Netherlands	Europe-Northwest	19,000	94%		Portuguese	Christianity	
28 Mar.	Romani, Dutch	Netherlands	Europe-Northwest	23,000	60%		Dutch	Christianity	
	Romani, Sinte	Netherlands	Europe-Northwest	1,300	70%		Romani, Sinte	Christianity	
	Romani, Vlax	Netherlands	Europe-Northwest	500	70%		Romani, Vlax	Christianity	
	Romanian	Netherlands	Europe-Northwest	12,000	95%		Romanian	Christianity	
	Russian	Netherlands	Europe-Northwest	7,200	67%		Russian	Christianity	
	Sarnami Hindi, E. Indian	Netherlands	Europe-Northwest	145,000	3%	LR	Hindustani, Sarnami	Hinduism	
29 Mar.	Serb	Netherlands	Europe-Northwest	2,300	84%		Serbian	Christianity	
	Slovak	Netherlands	Europe-Northwest	4,500	94%		Slovak	Christianity	
	Slovene	Netherlands	Europe-Northwest	1,000	54%		Slovene	Christianity	
	Somali	Netherlands	Europe-Northwest	3,000	0%	FR	Somali	Islam	
	South Asian, general	Netherlands	Europe-Northwest	224,000	4%	LR	Hindi	Hinduism	
	Spaniard	Netherlands	Europe-Northwest	26,000	77%		Spanish	Christianity	
30 Mar.	Surinamese Creole, Sranan	Netherlands	Europe-Northwest	5,600	80%		Sranan Tongo	Christianity	
	Swedish	Netherlands	Europe-Northwest	4,100	60%		Swedish	Christianity	
	Syrian Aramaic, Turoyo	Netherlands	Europe-Northwest	3,600	99%		Turoyo	Christianity	
	Tajik	Netherlands	Europe-Northwest	3,200	1%	LR	Tajik	Islam	
	Tamil	Netherlands	Europe-Northwest	20,000	2%	LR	Tamil	Hinduism	
	Thai	Netherlands	Europe-Northwest	5,300	0%	LR	Thai	Buddhism	
31 Mar.	Tigre, Eritrean	Netherlands	Europe-Northwest	3,300	0%	FR	Tigre	Islam	
	Turk	Netherlands	Europe-Northwest	79,000	0%	FR	Turkish	Islam	
	Ukrainian	Netherlands	Europe-Northwest	3,900	72%		Ukrainian	Christianity	
	Venezualan	Netherlands	Europe-Northwest	800	86%		Spanish	Christianity	
	Vietnamese	Netherlands	Europe-Northwest	2,400	10%		Vietnamese	Buddhism	
	Walloon	Netherlands	Europe-Northwest	8,900	85%		Walloon	Christianity	
	Yugoslav former, gen.	Netherlands	Europe-Northwest	14,000	70%		Serbian	Christianity	Tamil







Daily Prayer Guide for all People Groups & Unreached People Groups of Europe								Page 16	
Pray Daily:	People Group Name:	Country Name:	Area-Region Name:	People Group Population:	%Percent Christian:	LR FR	Primary Language:	Primary Religion:	People Group Photos:
1 Apr.	Akan	Norway	Europe-Northwest	1,900	73%		Akan	Christianity	
	Albanian	Norway	Europe-Northwest	10,000	30%		Albanian, Gheg	Islam	
	Americans, U.S.	Norway	Europe-Northwest	7,900	80%		English	Christianity	
	Amhara, Ethiopian	Norway	Europe-Northwest	3,700	81%		Amharic	Christianity	
	Arab, Iraqi	Norway	Europe-Northwest	35,000	12%		Arabic, Mesopot.	Islam	
	Arab, Lebanese	Norway	Europe-Northwest	2,300	32%		Arabic, N. Levantine	Islam	
2 Apr.	Arab, Syrian	Norway	Europe-Northwest	38,000	10%		Arabic, N. Levantine	Islam	
	Black African, general	Norway	Europe-Northwest	5,400	60%		Yoruba	Christianity	
	Bosniak	Norway	Europe-Northwest	19,000	1%	LR	Bosnian	Islam	
	Brazilian, general	Norway	Europe-Northwest	1,800	91%		Portuguese	Christianity	
	British	Norway	Europe-Northwest	18,000	60%		English	Christianity	
	Bulgarian	Norway	Europe-Northwest	7,200	84%		Bulgarian	Christianity	
3 Apr.	Chilean	Norway	Europe-Northwest	8,100	87%		Estonian, Standard	Non-Religious	
	Croat	Norway	Europe-Northwest	3,500	92%		Croatian	Christianity	
	Czech	Norway	Europe-Northwest	2,200	25%		Czech	Non-Religious	
	Danish	Norway	Europe-Northwest	21,000	85%		Danish	Christianity	
	Deaf	Norway	Europe-Northwest	11,000	91%		Norwegian SignLang.	Christianity	
	Dutch	Norway	Europe-Northwest	5,500	47%		Dutch	Non-Religious	
4 Apr.	Estonian	Norway	Europe-Northwest	4,700	38%		Estonian, Standard	Non-Religious	
	Fanter	Norway	Europe-Northwest	1,100	90%		Norwegian, Traveller	Christianity	
	Filipino, Tagalog	Norway	Europe-Northwest	27,000	92%		Tagalog	Christianity	
	Finnish	Norway	Europe-Northwest	7,400	84%		Finnish	Christianity	
	Finnish, Kven	Norway	Europe-Northwest	1,600	70%		Finnish, Kven	Christianity	
	French	Norway	Europe-Northwest	3,000	61%		French	Christianity	
5 Apr.	German	Norway	Europe-Northwest	29,000	64%		German, Standard	Christianity	
	Greek	Norway	Europe-Northwest	1,100	91%		Greek	Christianity	
	Han Chinese, Mandarin	Norway	Europe-Northwest	6,100	8%		Chinese, Mandarin	Non-Religious	
	Hungarian	Norway	Europe-Northwest	2,000	88%		Hungarian	Christianity	
	Icelander	Norway	Europe-Northwest	4,100	91%		Icelandic	Christianity	
	Italian	Norway	Europe-Northwest	4,600	86%		Italian	Christianity	
6 Apr.	Jew, Norwegian	Norway	Europe-Northwest	1,300	0%	LR	Norwegian	Judaism	
	Kurd, Kurmanji	Norway	Europe-Northwest	5,400	1%	LR	Kurdish, Northern	Islam	
	Latin American, general	Norway	Europe-Northwest	10,000	92%		Spanish	Christianity	
	Latvian	Norway	Europe-Northwest	11,000	54%		Latvian, Standard	Christianity	
	Lithuanian	Norway	Europe-Northwest	49,000	85%		Lithuanian	Christianity	
	Macedonian	Norway	Europe-Northwest	3,300	66%		Macedonian	Christianity	







Daily Prayer Guide for all People Groups & Unreached People Groups of Europe									Page 17
Pray Daily:	People Group Name:	Country Name:	Area-Region Name:	People Group Population:	%Percent Christian:	LR FR	Primary Language:	Primary Religion:	People Group Photos:
7 Apr.	Moroccan, Arabic	Norway	Europe-Northwest	8,100	4%	LR	Arabic, Moroccan	Islam	
	Norwegian	Norway	Europe-Northwest	4,538,000	95%		Norwegian	Christianity	
	Pashtun, Southern	Norway	Europe-Northwest	7,500	0%	FR	Pashto, Southern	Islam	
	Persian	Norway	Europe-Northwest	24,000	1%	LR	Persian, Iranian	Islam	
	Polish	Norway	Europe-Northwest	118,000	90%		Polish	Christianity	
	Romani, Tottare	Norway	Europe-Northwest	7,300	86%		Swedish	Christianity	
8 Apr.	Romani, Vlax	Norway	Europe-Northwest	3,700	90%		Romani, Vlax	Christianity	
	Romanian	Norway	Europe-Northwest	18,000	97%		Romanian	Christianity	
	Russian	Norway	Europe-Northwest	23,000	67%		Russian	Christianity	
	Saami, Lule	Norway	Europe-Northwest	1,900	98%		Saami, Lule	Christianity	
	Saami, Northern	Norway	Europe-Northwest	33,000	95%		Saami, North	Christianity	
	Saami, Southern	Norway	Europe-Northwest	700	95%		Saami, South	Christianity	
9 Apr.	Serbo-Croatian	Norway	Europe-Northwest	15,000	80%		Serbian	Christianity	
	Slovak	Norway	Europe-Northwest	3,800	85%		Slovak	Christianity	
	Somali	Norway	Europe-Northwest	44,000	1%	LR	Somali	Islam	
	South Asian, general	Norway	Europe-Northwest	27,000	3%	LR	Urdu	Islam	
	Spaniard	Norway	Europe-Northwest	1,700	77%		Spanish	Christianity	
	Swedish	Norway	Europe-Northwest	39,000	57%		Swedish	Christianity	
10 Apr.	Thai	Norway	Europe-Northwest	21,000	1%	LR	Thai	Buddhism	
	Thai, Isan	Norway	Europe-Northwest	18,000	1%	LR	Thai, Northeastern	Buddhism	
	Tigre, Eritrean	Norway	Europe-Northwest	30,000	0%	LR	Tigre	Islam	
	Turk	Norway	Europe-Northwest	21,000	0%	FR	Turkish	Islam	
	Ukrainian	Norway	Europe-Northwest	1,700	79%		Ukrainian	Christianity	
	Urdu	Norway	Europe-Northwest	35,000	0%	FR	Urdu	Islam	
	Vietnamese	Norway	Europe-Northwest	24,000	10%		Vietnamese	Buddhism	
11 Apr.	Norwegian	Svalbard	Europe-Northwest	1,700	95%		Norwegian	Christianity	
	Russian	Svalbard	Europe-Northwest	1,200	85%		Russian	Christianity	
	Albanian	Sweden	Europe-Northwest	5,100	3%	LR	Albanian, Gheg	Islam	
	Algerian, Arabic	Sweden	Europe-Northwest	2,400	0%	FR	Arabic, Algerian	Islam	
	Americans, U.S.	Sweden	Europe-Northwest	16,000	80%		English	Christianity	
	Amhara, Ethiopian	Sweden	Europe-Northwest	10,000	85%		Amharic	Christianity	
12 Apr.	Anglo-Australian	Sweden	Europe-Northwest	3,800	65%		English	Christianity	
	Anglo-Canadian	Sweden	Europe-Northwest	2,800	78%		English	Christianity	
	Arab, Egyptian	Sweden	Europe-Northwest	5,200	12%		Arabic, Egyptian	Islam	
	Arab, Iraqi	Sweden	Europe-Northwest	94,000	1%	LR	Arabic, Mesopot.	Islam	
	Arab, Jordanian	Sweden	Europe-Northwest	3,300	2%	LR	Arabic, S. Levantine	Islam	






Daily Prayer Guide for all People Groups & Unreached People Groups of Europe									Page 18
Pray Daily:	People Group Name:	Country Name:	Area-Region Name:	People Group Population:	%Percent Christian:	LR FR	Primary Language:	Primary Religion:	People Group Photos:
13 Apr.	Arab, Lebanese	Sweden	Europe-Northwest	23,000	32%		Arabic, N. Levantine	Islam	
	Arab, Libyan	Sweden	Europe-Northwest	2,100	2%	LR	Arabic, Libyan	Islam	
	Arab, Sudanese	Sweden	Europe-Northwest	2,200	4%	LR	Arabic, Sudanese	Islam	
	Arab, Syrian	Sweden	Europe-Northwest	29,000	6%		Arabic, N. Levantine	Islam	
	Arab, Tunisian	Sweden	Europe-Northwest	4,200	0%	FR	Arabic, Tunisian	Islam	
	Assyrian	Sweden	Europe-Northwest	52,000	80%		Assyrian Neo-Aramaic	Christianity	
14 Apr.	Austrian, Bavarian	Sweden	Europe-Northwest	5,200	83%		Bavarian	Christianity	
	Azerbaijani	Sweden	Europe-Northwest	2,200	0%	FR	Azerbaijani, North	Islam	
	Bolivian, Mestizo	Sweden	Europe-Northwest	3,100	90%		Spanish	Christianity	
	Bosniak	Sweden	Europe-Northwest	32,000	0%	LR	Bosnian	Islam	
	Brazilian, general	Sweden	Europe-Northwest	3,300	91%		Portuguese	Christianity	
	British	Sweden	Europe-Northwest	29,000	60%		English	Christianity	
15 Apr.	Bulgarian	Sweden	Europe-Northwest	6,800	80%		Bulgarian	Christianity	
	Cape Verdean	Sweden	Europe-Northwest	800	95%		Kabuverdianu	Christianity	
	Chilean	Sweden	Europe-Northwest	19,000	87%		Spanish	Christianity	
	Colombian, Mestizo	Sweden	Europe-Northwest	6,800	95%		Spanish	Christianity	
	Croat	Sweden	Europe-Northwest	4,600	92%		Croatian	Christianity	
	Czech	Sweden	Europe-Northwest	1,400	26%		Czech	Non-Religious	
16 Apr.	Danish	Sweden	Europe-Northwest	47,000	86%		Danish	Christianity	
	Deaf	Sweden	Europe-Northwest	20,000	57%		Swedish Sign Lang.	Christianity	
	Dutch	Sweden	Europe-Northwest	11,000	47%		Dutch	Non-Religious	
	Estonian	Sweden	Europe-Northwest	6,100	45%		Estonian, Standard	Non-Religious	
	Filipino, Tagalog	Sweden	Europe-Northwest	3,400	92%		Tagalog	Christianity	
	Finland Swedes	Sweden	Europe-Northwest	111,000	57%		Swedish	Christianity	
17 Apr.	Finnish	Sweden	Europe-Northwest	94,000	84%		Finnish	Christianity	
	Finnish, Tornedalen	Sweden	Europe-Northwest	33,000	84%		Finnish, Tornedalen	Christianity	
	French	Sweden	Europe-Northwest	9,200	61%		French	Christianity	
	German	Sweden	Europe-Northwest	38,000	64%		German, Standard	Christianity	
	German Swiss	Sweden	Europe-Northwest	2,900	76%		German, Swiss	Christianity	
	Greek	Sweden	Europe-Northwest	12,000	91%		Greek	Christianity	
18 Apr.	Han Chinese, Cantonese	Sweden	Europe-Northwest	21,000	5%		Chinese, Yue	Non-Religious	
	Han Chinese, Mandarin	Sweden	Europe-Northwest	19,000	8%		Chinese, Mandarin	Non-Religious	
	Hungarian	Sweden	Europe-Northwest	11,000	88%		Hungarian	Christianity	
	Icelander	Sweden	Europe-Northwest	5,100	91%		Icelandic	Christianity	
	Irish	Sweden	Europe-Northwest	3,200	95%		English	Christianity	
	Italian	Sweden	Europe-Northwest	11,000	82%		Italian	Christianity	






Daily Prayer Guide for all People Groups & Unreached People Groups of Europe									Page 19
Pray Daily:	People Group Name:	Country Name:	Area-Region Name:	People Group Population:	%Percent Christian:	LR FR	Primary Language:	Primary Religion:	People Group Photos:
19 Apr.	Jew, Swedish	Sweden	Europe-Northwest	15,000	0%	LR	Swedish	Judaism	
	Korean	Sweden	Europe-Northwest	4,700	31%		Korean	Christianity	
	Kurd, Kurmanji	Sweden	Europe-Northwest	11,000	1%	LR	Kurdish, Northern	Islam	
	Latvian	Sweden	Europe-Northwest	4,700	60%		Latvian, Standard	Christianity	
	Lithuanian	Sweden	Europe-Northwest	9,500	84%		Lithuanian	Christianity	
	Macedonian	Sweden	Europe-Northwest	4,000	66%		Macedonian	Christianity	
20 Apr.	Mandaean	Sweden	Europe-Northwest	5,400	2%	LR	Mandaic	Mandaic	
	Moroccan, Arabic	Sweden	Europe-Northwest	5,700	0%	FR	Arabic, Moroccan	Islam	
	Norwegian	Sweden	Europe-Northwest	37,000	91%		Norwegian	Christianity	
	Ovdalian	Sweden	Europe-Northwest	2,500	55%		Ovdalian	Christianity	
	Persian	Sweden	Europe-Northwest	44,000	8%		Persian, Iranian	Islam	
	Peruvian	Sweden	Europe-Northwest	4,300	93%		Spanish	Christianity	
21 Apr.	Polish	Sweden	Europe-Northwest	58,000	90%		Polish	Christianity	
	Portuguese	Sweden	Europe-Northwest	2,900	96%		Portuguese	Christianity	
	Romani, Kalo Finnish	Sweden	Europe-Northwest	3,200	55%		Romani, Kalo Finnish	Christianity	
	Romani, Swedish	Sweden	Europe-Northwest	4,900	65%		Swedish	Christianity	
	Romani, Tottare	Sweden	Europe-Northwest	28,000	55%		Swedish	Christianity	
	Romani, Vlax	Sweden	Europe-Northwest	12,000	55%		Romani, Vlax	Christianity	
22 Apr.	Romanian	Sweden	Europe-Northwest	18,000	97%		Romanian	Christianity	
	Russian	Sweden	Europe-Northwest	9,200	67%		Russian	Christianity	
	Saami, Lule	Sweden	Europe-Northwest	6,900	94%		Saami, Lule	Christianity	
	Saami, Northern	Sweden	Europe-Northwest	5,800	93%		Saami, North	Christianity	
	Saami, Pite	Sweden	Europe-Northwest	2,000	94%		Swedish	Christianity	
	Saami, Southern	Sweden	Europe-Northwest	700	94%		Saami, South	Christianity	
23 Apr.	Saami, Ume	Sweden	Europe-Northwest	1,000	94%		Swedish	Christianity	
	Serb	Sweden	Europe-Northwest	11,000	80%		Serbian	Christianity	
	Slovak	Sweden	Europe-Northwest	1,200	93%		Slovak	Christianity	
	Slovene	Sweden	Europe-Northwest	900	54%		Slovene	Christianity	
	Somali	Sweden	Europe-Northwest	46,000	0%	FR	Somali	Islam	
	South Asian, general	Sweden	Europe-Northwest	62,000	5%	LR	Hindi	Hinduism	
24 Apr.	Spaniard	Sweden	Europe-Northwest	8,500	77%		Spanish	Christianity	
	Swedish	Sweden	Europe-Northwest	8,748,000	57%		Swedish	Christianity	
	Syrian Aramaic, Turoyo	Sweden	Europe-Northwest	17,000	90%		Turoyo	Christianity	
	Tajik	Sweden	Europe-Northwest	26,000	0%	FR	Tajik	Islam	
	Thai	Sweden	Europe-Northwest	31,000	1%	LR	Thai	Buddhism	
	Tibetan	Sweden	Europe-Northwest	1,000	0%	FR	Tibetan, Central	Buddhism	







Daily Prayer Guide for all People Groups & Unreached People Groups of Europe									Page 20
Pray Daily:	People Group Name:	Country Name:	Area-Region Name:	People Group Population:	%Percent Christian:	LR FR	Primary Language:	Primary Religion:	People Group Photos:
25 Apr.	Tigray, Tigrinya	Sweden	Europe-Northwest	13,000	90%		Tigrigna	Christianity	
	Turk	Sweden	Europe-Northwest	34,000	0%	FR	Turkish	Islam	
	Ukrainian	Sweden	Europe-Northwest	3,100	80%		Ukrainian	Christianity	
	Uyghur	Sweden	Europe-Northwest	2,000	0%	FR	Uyghur	Islam	
	Uzbek, Northern	Sweden	Europe-Northwest	3,000	0%	FR	Uzbek, Northern	Islam	
	Vietnamese	Sweden	Europe-Northwest	9,100	9%		Vietnamese	Buddhism	
	Yazidi	Sweden	Europe-Northwest	4,300	0%	FR	Kurdish, Northern	Ethnic Religions	
26 Apr.	Afrikaner	United Kingdom	Europe-Northwest	68,000	94%		Afrikaans	Christianity	
	Akan	United Kingdom	Europe-Northwest	27,000	85%		Akan	Christianity	
	Albanian	United Kingdom	Europe-Northwest	2,700	30%		Albanian, Tosk	Islam	
	Americans, U.S.	United Kingdom	Europe-Northwest	166,000	78%		English	Christianity	
	Amhara, Ethiopian	United Kingdom	Europe-Northwest	8,700	91%		Amharic	Christianity	
	Anglo-Australian	United Kingdom	Europe-Northwest	94,000	70%		English	Christianity	
27 Apr.	Anglo-Canadian	United Kingdom	Europe-Northwest	52,000	72%		English	Christianity	
	Anglo-New Zealander	United Kingdom	Europe-Northwest	42,000	53%		English	Christianity	
	Anglo-Romani	United Kingdom	Europe-Northwest	58,000	65%		Angloromani	Christianity	
	Arab, Egyptian	United Kingdom	Europe-Northwest	51,000	13%		Arabic, Egyptian	Islam	
	Arab, Iraqi	United Kingdom	Europe-Northwest	43,000	3%	LR	Arabic, Mesopot.	Islam	
	Arab, Lebanese	United Kingdom	Europe-Northwest	102,000	32%		Arabic, N. Levantine	Islam	
28 Apr.	Arab, Libyan	United Kingdom	Europe-Northwest	25,000	3%	LR	Arabic, Libyan	Islam	
	Arab, Omani	United Kingdom	Europe-Northwest	2,200	3%	LR	Arabic, Omani	Islam	
	Arab, Palestinian	United Kingdom	Europe-Northwest	20,000	5%	LR	Arabic, S. Levantine	Islam	
	Arab, Saudi - Najdi	United Kingdom	Europe-Northwest	24,000	0%	LR	Arabic, Najdi	Islam	
	Arab, Syrian	United Kingdom	Europe-Northwest	13,000	7%		Arabic, N. Levantine	Islam	
	Arab, Yemeni	United Kingdom	Europe-Northwest	34,000	0%	FR	Arabic, Taizzi-Adeni	Islam	
29 Apr.	Armenian	United Kingdom	Europe-Northwest	20,000	94%		Armenian	Christianity	
	Assyrian	United Kingdom	Europe-Northwest	14,000	92%		Assyrian Neo-Aramaic	Christianity	
	Austrian, Bavarian	United Kingdom	Europe-Northwest	20,000	83%		Bavarian	Christianity	
	Baganda	United Kingdom	Europe-Northwest	3,500	72%		Ganda	Christianity	
	Belarusian	United Kingdom	Europe-Northwest	5,800	71%		Belarusian	Christianity	
	Bengali, Sylheti	United Kingdom	Europe-Northwest	123,000	0%	LR	Sylheti	Islam	
30 Apr.	Berber, Imazighen	United Kingdom	Europe-Northwest	3,200	1%	LR	Tamazight, Cent. Atlas	Islam	
	Berber, Kabyle	United Kingdom	Europe-Northwest	3,400	2%	LR	Kabyle	Islam	
	Brazilian, White	United Kingdom	Europe-Northwest	30,000	90%		Portuguese	Christianity	
	British, Scottish	United Kingdom	Europe-Northwest	5,766,000	60%		English	Christianity	
	Bulgarian	United Kingdom	Europe-Northwest	64,000	80%		Bulgarian	Christianity	







Daily Prayer Guide for all People Groups & Unreached People Groups of Europe									Page 21
Pray Daily:	People Group Name:	Country Name:	Area-Region Name:	People Group Population:	%Percent Christian:	LR FR	Primary Language:	Primary Religion:	People Group Photos:
1 May.	Burmese	United Kingdom	Europe-Northwest	14,000	1%	LR	Burmese	Buddhism	
	Colombian, Mestizo	United Kingdom	Europe-Northwest	13,000	95%		Spanish	Christianity	
	Cornish	United Kingdom	Europe-Northwest	559,000	65%		English	Christianity	
	Cypriots, Greek	United Kingdom	Europe-Northwest	18,000	90%		Greek	Christianity	
	Cypriots, Turkish	United Kingdom	Europe-Northwest	5,400	0%	FR	Turkish	Islam	
	Czech	United Kingdom	Europe-Northwest	40,000	26%		Czech	Non-Religious	
2 May.	Danish	United Kingdom	Europe-Northwest	28,000	85%		Danish	Christianity	
	Deaf	United Kingdom	Europe-Northwest	136,000	60%		British Sign Lang.	Christianity	
	Druze	United Kingdom	Europe-Northwest	600	1%	LR	Arabic, N. Levantine	Druze	
	Dutch	United Kingdom	Europe-Northwest	89,000	47%		Dutch	Non-Religious	
	English	United Kingdom	Europe-Northwest	49,003,000	60%		English	Christianity	
	Estonian	United Kingdom	Europe-Northwest	15,000	45%		Estonian, Standard	Non-Religious	
3 May.	Filipino, Tagalog	United Kingdom	Europe-Northwest	63,000	92%		Tagalog	Christianity	
	Finnish	United Kingdom	Europe-Northwest	15,000	84%		Finnish	Christianity	
	Flemish	United Kingdom	Europe-Northwest	18,000	63%		Vlaams	Christianity	
	French	United Kingdom	Europe-Northwest	173,000	61%		French	Christianity	
	German	United Kingdom	Europe-Northwest	142,000	64%		German, Standard	Christianity	
	German Swiss	United Kingdom	Europe-Northwest	15,000	76%		German, Swiss	Christianity	
4 May.	Gilbraltarian	United Kingdom	Europe-Northwest	14,000	85%		English	Christianity	
	Greek	United Kingdom	Europe-Northwest	59,000	91%		Greek	Christianity	
	Gujarati	United Kingdom	Europe-Northwest	638,000	0%	FR	Gujarati	Hinduism	
	Han Chinese, Cantonese	United Kingdom	Europe-Northwest	222,000	6%		Chinese, Yue	Non-Religious	
	Han Chinese, Hakka	United Kingdom	Europe-Northwest	30,000	8%		Chinese, Hakka	Non-Religious	
	Han Chinese, Mandarin	United Kingdom	Europe-Northwest	131,000	6%		Chinese, Mandarin	Non-Religious	
5 May.	Hungarian	United Kingdom	Europe-Northwest	92,000	88%		Hungarian	Christianity	
	Igbo	United Kingdom	Europe-Northwest	8,000	95%		Igbo	Christianity	
	Irish	United Kingdom	Europe-Northwest	314,000	90%		English	Christianity	
	Irish Traveller, Shelta	United Kingdom	Europe-Northwest	17,000	65%		Shelta	Christianity	
	Irish, Gaelic-Speaking	United Kingdom	Europe-Northwest	41,000	92%		Irish	Christianity	
	Italian	United Kingdom	Europe-Northwest	184,000	82%		Italian	Christianity	
6 May.	Jamaicans	United Kingdom	Europe-Northwest	53,000	83%		Jamaican Creole English	Christianity	
	Japanese	United Kingdom	Europe-Northwest	30,000	2%	LR	Japanese	Buddhism	
	Jew, English speaking	United Kingdom	Europe-Northwest	286,000	1%	LR	English	Judaism	
	Jew, Yahudic	United Kingdom	Europe-Northwest	6,900	1%	LR	Arabic, Judeo-Iraqi	Judaism	
	Khmer	United Kingdom	Europe-Northwest	11,000	3%	LR	Khmer	Buddhism	
	Korean	United Kingdom	Europe-Northwest	12,000	31%		Korean	Christianity	







Daily Prayer Guide for all People Groups & Unreached People Groups of Europe									Page 22
Pray Daily:	People Group Name:	Country Name:	Area-Region Name:	People Group Population:	%Percent Christian:	LR FR	Primary Language:	Primary Religion:	People Group Photos:
7 May.	Krio, Sierra Leonian	United Kingdom	Europe-Northwest	19,000	75%		Krio	Christianity	
	Kurd, Kurmanji	United Kingdom	Europe-Northwest	27,000	0%	LR	Kurdish, Northern	Islam	
	Latin American, Mestizo	United Kingdom	Europe-Northwest	88,000	92%		Spanish	Christianity	
	Latvian	United Kingdom	Europe-Northwest	117,000	60%		Latvian, Standard	Christianity	
	Lingala	United Kingdom	Europe-Northwest	5,000	92%		Lingala	Christianity	
	Lithuanian	United Kingdom	Europe-Northwest	168,000	85%		Lithuanian	Christianity	
8 May.	Macedonian	United Kingdom	Europe-Northwest	9,900	66%		Macedonian	Christianity	
	Malay, Malaysian	United Kingdom	Europe-Northwest	36,000	1%	LR	Malay	Islam	
	Maltese	United Kingdom	Europe-Northwest	48,000	97%		Maltese	Christianity	
	Mandaean	United Kingdom	Europe-Northwest	1,100	0%	FR	Mandaic	Mandaic	
	Mauritian	United Kingdom	Europe-Northwest	14,000	55%		Morisyen	Christianity	
	Moroccan, Arabic speak.	United Kingdom	Europe-Northwest	34,000	0%	LR	Arabic, Moroccan	Islam	
9 May.	Norwegian	United Kingdom	Europe-Northwest	18,000	91%		Norwegian	Christianity	
	Parsee	United Kingdom	Europe-Northwest	4,400	0%	FR	Parsi	Parsi	
	Pashtun, Northern	United Kingdom	Europe-Northwest	54,000	0%	FR	Pashto, Northern	Islam	
	Pashtun, Southern	United Kingdom	Europe-Northwest	49,000	0%	FR	Pashto, Southern	Islam	
	Persian	United Kingdom	Europe-Northwest	48,000	1%	LR	Persian, Iranian	Islam	
	Polish	United Kingdom	Europe-Northwest	925,000	90%		Polish	Christianity	
10 May.	Portuguese	United Kingdom	Europe-Northwest	190,000	94%		Portuguese	Christianity	
	Romani, Balkan	United Kingdom	Europe-Northwest	80,000	70%		Romani, Balkan	Christianity	
	Romani, Scottish Traveller	United Kingdom	Europe-Northwest	4,500	60%		Traveller Scottish	Christianity	
	Romani, Vlax	United Kingdom	Europe-Northwest	68,000	65%		Romani, Vlax	Christianity	
	Romani, Welsh	United Kingdom	Europe-Northwest	68,000	65%		Welsh	Christianity	
	Romanian	United Kingdom	Europe-Northwest	190,000	85%		Romanian	Christianity	
11 May.	Russian	United Kingdom	Europe-Northwest	29,000	67%		Russian	Christianity	
	Scots, Gaelic	United Kingdom	Europe-Northwest	67,000	60%		Scottish Gaelic	Christianity	
	Scots, Lowland	United Kingdom	Europe-Northwest	116,000	60%		Scots	Christianity	
	Serb	United Kingdom	Europe-Northwest	14,000	80%		Serbian	Christianity	
	Seychellese Creole	United Kingdom	Europe-Northwest	2,700	95%		Seychelles Creole French	Christianity	
	Shona	United Kingdom	Europe-Northwest	22,000	86%		Shona	Christianity	
12 May.	Slovak	United Kingdom	Europe-Northwest	86,000	92%		Slovak	Christianity	
	Slovene	United Kingdom	Europe-Northwest	1,300	58%		Slovene	Christianity	
	Somali	United Kingdom	Europe-Northwest	59,000	0%	FR	Somali	Islam	
	South Asian, Bengali	United Kingdom	Europe-Northwest	354,000	1%	LR	Bengali	Islam	
	South Asian, general	United Kingdom	Europe-Northwest	3,073,000	3%	LR	Urdu	Islam	
	Spaniard	United Kingdom	Europe-Northwest	142,000	77%		Spanish	Christianity	







Daily Prayer Guide for all People Groups & Unreached People Groups of Europe									Page 23
Pray Daily:	People Group Name:	Country Name:	Area-Region Name:	People Group Population:	%Percent Christian:	LR FR	Primary Language:	Primary Religion:	People Group Photos:
13 May.	Swahili	United Kingdom	Europe-Northwest	15,000	2%	LR	Swahili	Islam	
	Swedish	United Kingdom	Europe-Northwest	35,000	57%		Swedish	Christianity	
	Tajik	United Kingdom	Europe-Northwest	41,000	0%	LR	Tajik	Islam	
	Thai	United Kingdom	Europe-Northwest	26,000	1%	LR	Thai	Buddhism	
	Tigray, Tigrinya	United Kingdom	Europe-Northwest	13,000	90%		Tigrigna	Christianity	
	Tigre, Eritrean	United Kingdom	Europe-Northwest	15,000	0%	FR	Tigre	Islam	
14 May.	Turk	United Kingdom	Europe-Northwest	51,000	0%	FR	Turkish	Islam	
	Ukrainian	United Kingdom	Europe-Northwest	13,000	79%		Ukrainian	Christianity	
	Ulster Irish	United Kingdom	Europe-Northwest	932,000	92%		English	Christianity	
	Vietnamese	United Kingdom	Europe-Northwest	14,000	9%		Vietnamese	Buddhism	
	Welsh, Cymraeg	United Kingdom	Europe-Northwest	1,297,000	60%		Welsh	Christianity	
	Yoruba	United Kingdom	Europe-Northwest	102,000	55%		Yoruba	Christianity	
15 May.	Afghan, general	Austria	Europe-Cent-S-East	44,000	0%	FR	Pashto, Southern	Islam	
	Albanian	Austria	Europe-Cent-S-East	64,000	40%		Albanian, Tosk	Christianity	
	Americans, U.S.	Austria	Europe-Cent-S-East	5,900	85%		English	Christianity	
	Arab	Austria	Europe-Cent-S-East	55,000	6%		Arabic, N. Levantine	Islam	
	Austrian, Bavarian	Austria	Europe-Cent-S-East	7,380,000	88%		Bavarian	Christianity	
	Bosniak	Austria	Europe-Cent-S-East	97,000	1%	LR	Bosnian	Islam	
16 May.	Brazilian, general	Austria	Europe-Cent-S-East	900	93%		Portuguese	Christianity	
	British	Austria	Europe-Cent-S-East	9,300	71%		English	Christianity	
	Bulgarian	Austria	Europe-Cent-S-East	34,000	90%		Bulgarian	Christianity	
	Chakavian	Austria	Europe-Cent-S-East	30,000	80%		Chakavian	Christianity	
	Chechen	Austria	Europe-Cent-S-East	26,000	0%	FR	Chechen	Islam	
	Croat	Austria	Europe-Cent-S-East	89,000	91%		Croatian	Christianity	
17 May.	Czech	Austria	Europe-Cent-S-East	15,000	25%		Czech	Non-Religious	
	Deaf	Austria	Europe-Cent-S-East	18,000	83%		Austrian Sign Lang.	Christianity	
	Dutch	Austria	Europe-Cent-S-East	3,400	45%		Dutch	Non-Religious	
	Estonian	Austria	Europe-Cent-S-East	600	39%		Estonian, Standard	Non-Religious	
	Filipino, Tagalog	Austria	Europe-Cent-S-East	9,100	96%		Tagalog	Christianity	
	French	Austria	Europe-Cent-S-East	17,000	75%		French	Christianity	
18 May.	French-Canadian	Austria	Europe-Cent-S-East	900	74%		French	Christianity	
	German	Austria	Europe-Cent-S-East	210,000	60%		German, Standard	Christianity	
	German Swiss	Austria	Europe-Cent-S-East	60,000	90%		German, Swiss	Christianity	
	Greek	Austria	Europe-Cent-S-East	13,000	95%		Greek	Christianity	
	Han Chinese, Mandarin	Austria	Europe-Cent-S-East	38,000	7%		Chinese, Mandarin	Buddhism	
	Hungarian	Austria	Europe-Cent-S-East	92,000	90%		Hungarian	Christianity	







Daily Prayer Guide for all People Groups & Unreached People Groups of Europe								Page 24	
Pray Daily:	People Group Name:	Country Name:	Area-Region Name:	People Group Population:	%Percent Christian:	LR FR	Primary Language:	Primary Religion:	People Group Photos:
19 May.	Italian	Austria	Europe-Cent-S-East	34,000	80%		Italian	Christianity	
	Jew, German	Austria	Europe-Cent-S-East	9,500	0%	LR	German, Standard	Judaism	
	Kurd, Kurmanji	Austria	Europe-Cent-S-East	26,000	0%	LR	Kurdish, Northern	Islam	
	Liechtensteiner	Austria	Europe-Cent-S-East	600	92%		German, Standard	Christianity	
	Macedonian	Austria	Europe-Cent-S-East	25,000	86%		Macedonian	Christianity	
	Persian	Austria	Europe-Cent-S-East	15,000	1%	LR	Persian, Iranian	Islam	
20 May.	Polish	Austria	Europe-Cent-S-East	66,000	90%		Polish	Christianity	
	Romani, Austrian	Austria	Europe-Cent-S-East	3,300	80%		Romani, Carpathian	Christianity	
	Romani, Sinte	Austria	Europe-Cent-S-East	3,300	80%		Romani, Sinte	Christianity	
	Romanian	Austria	Europe-Cent-S-East	132,000	90%		Romanian	Christianity	
	Russian	Austria	Europe-Cent-S-East	33,000	70%		Russian	Christianity	
	Serb	Austria	Europe-Cent-S-East	123,000	84%		Serbian	Christianity	
21 May.	Slovak	Austria	Europe-Cent-S-East	46,000	94%		Slovak	Christianity	
	Slovene	Austria	Europe-Cent-S-East	22,000	86%		Slovene	Christianity	
	Sorb, Lower Lusatian	Austria	Europe-Cent-S-East	4,600	70%		Sorbian, Lower	Christianity	
	South Asian, general	Austria	Europe-Cent-S-East	23,000	5%	LR	Hindi	Hinduism	
	Spaniard	Austria	Europe-Cent-S-East	4,200	69%		Spanish	Christianity	
	Swedish	Austria	Europe-Cent-S-East	2,000	54%		Swedish	Christianity	
22 May.	Turk	Austria	Europe-Cent-S-East	118,000	0.10%	LR	Turkish	Islam	
	Vietnamese	Austria	Europe-Cent-S-East	3,700	12%		Vietnamese	Buddhism	
	Walser	Austria	Europe-Cent-S-East	9,000	90%		Walser	Christianity	
	Yeniche	Austria	Europe-Cent-S-East	1,800	60%		Yeniche	Christianity	
	Albanian, general	Bosnia-Herz.	Europe-Cent-S-East	2,500	40%		Albanian, Tosk	Christianity	
	Aromanian	Bosnia-Herz.	Europe-Cent-S-East	?	84%		Aromanian	Christianity	
23 May.	Bosniak	Bosnia-Herz.	Europe-Cent-S-East	1,641,000	0.03%	FR	Bosnian	Islam	
	Bulgarian	Bosnia-Herz.	Europe-Cent-S-East	4,100	81%		Bulgarian	Christianity	
	Croat	Bosnia-Herz.	Europe-Cent-S-East	505,000	94%		Croatian	Christianity	
	Deaf	Bosnia-Herz.	Europe-Cent-S-East	16,000	41%		Language unknown	Islam	
	Greek	Bosnia-Herz.	Europe-Cent-S-East	1,600	95%		Greek	Christianity	
	Hungarian	Bosnia-Herz.	Europe-Cent-S-East	4,000	85%		Hungarian	Christianity	
24 May.	Italian	Bosnia-Herz.	Europe-Cent-S-East	3,500	83%		Italian	Christianity	
	Jew, Serbian Speaking	Bosnia-Herz.	Europe-Cent-S-East	400	0%	FR	Serbian	Judaism	
	Montenegrin	Bosnia-Herz.	Europe-Cent-S-East	1,900	70%		Serbian	Christianity	
	Romani, Vlax	Bosnia-Herz.	Europe-Cent-S-East	12,000	60%		Romani, Vlax	Christianity	
	Serb	Bosnia-Herz.	Europe-Cent-S-East	1,008,000	80%		Serbian	Christianity	
	Turk	Bosnia-Herz.	Europe-Cent-S-East	2,500	1%	LR	Turkish	Islam	
	Ukrainian	Bosnia-Herz.	Europe-Cent-S-East	1,800	74%		Ukrainian	Christianity	






Daily Prayer Guide for all People Groups & Unreached People Groups of Europe									Page 25
Pray Daily:	People Group Name:	Country Name:	Area-Region Name:	People Group Population:	%Percent Christian:	LR FR	Primary Language:	Primary Religion:	People Group Photos:
25 May.	Adyghe	Bulgaria	Europe-Cent-S-East	500	0%	FR	Adyghe	Islam	
	Albanian	Bulgaria	Europe-Cent-S-East	1,000	31%		Albanian, Gheg	Islam	
	Arab	Bulgaria	Europe-Cent-S-East	11,000	5%	LR	Arabic, N. Levantine	Islam	
	Armenian	Bulgaria	Europe-Cent-S-East	6,100	90%		Armenian	Christianity	
	Aromanian	Bulgaria	Europe-Cent-S-East	9,700	90%		Aromanian	Christianity	
	British	Bulgaria	Europe-Cent-S-East	2,400	72%		English	Christianity	
26 May.	Bulgarian	Bulgaria	Europe-Cent-S-East	5,732,000	94%		Bulgarian	Christianity	
	Chinese, general	Bulgaria	Europe-Cent-S-East	1,800	10%		Chinese, Mandarin	Non-Religious	
	Czech	Bulgaria	Europe-Cent-S-East	8,900	26%		Czech	Non-Religious	
	Deaf	Bulgaria	Europe-Cent-S-East	34,000	80%		Bulgarian Sign Lang.	Christianity	
	Gagauzi Turk	Bulgaria	Europe-Cent-S-East	1,200	90%		Gagauz	Christianity	
	German	Bulgaria	Europe-Cent-S-East	700	78%		German, Standard	Christianity	
27 May.	Greek	Bulgaria	Europe-Cent-S-East	1,300	95%		Greek	Christianity	
	Jew, Bulgarian	Bulgaria	Europe-Cent-S-East	1,100	0.50%	LR	Bulgarian	Judaism	
	Karakachan	Bulgaria	Europe-Cent-S-East	2,400	95%		Greek	Christianity	
	Macedonian	Bulgaria	Europe-Cent-S-East	1,500	90%		Macedonian	Christianity	
	Millet	Bulgaria	Europe-Cent-S-East	87,000	19%		Turkish	Islam	
	Moldavian	Bulgaria	Europe-Cent-S-East	800	74%		Romanian	Christianity	
28 May.	Palityan, Bogomil	Bulgaria	Europe-Cent-S-East	800	75%		Bulgarian	Christianity	
	Polish	Bulgaria	Europe-Cent-S-East	800	90%		Polish	Christianity	
	Pomak	Bulgaria	Europe-Cent-S-East	65,000	1.20%	LR	Bulgarian	Islam	
	Romani, Balkan	Bulgaria	Europe-Cent-S-East	92,000	65%		Romani, Balkan	Christianity	
	Romani, Bulgarian	Bulgaria	Europe-Cent-S-East	224,000	51%		Bulgarian	Christianity	
	Romani, Vlax	Bulgaria	Europe-Cent-S-East	1,700	68%		Romani, Vlax	Christianity	
29 May.	Russian	Bulgaria	Europe-Cent-S-East	9,300	60%		Russian	Christianity	
	Serb	Bulgaria	Europe-Cent-S-East	500	85%		Serbian	Christianity	
	Tatar, Crimean	Bulgaria	Europe-Cent-S-East	1,200	0.50%	LR	Crimean Tatar	Islam	
	Turk	Bulgaria	Europe-Cent-S-East	546,000	0.10%	LR	Turkish	Islam	
	Ukrainian	Bulgaria	Europe-Cent-S-East	1,700	85%		Ukrainian	Christianity	
	Vietnamese	Bulgaria	Europe-Cent-S-East	1,700	5%	LR	Vietnamese	Buddhism	
	Yoruk	Bulgaria	Europe-Cent-S-East	1,000	0%	FR	Balkan Gagauz Turkish	Islam	
30 May.	Albanian, general	Croatia	Europe-Cent-S-East	16,000	45%		Albanian, Tosk	Christianity	
	Bosniak	Croatia	Europe-Cent-S-East	29,000	0.03%	FR	Bosnian	Islam	
	British	Croatia	Europe-Cent-S-East	800	79.50%		English	Christianity	
	Chakavian	Croatia	Europe-Cent-S-East	49000	70.00%		Chakavian	Christianity	
	Croat	Croatia	Europe-Cent-S-East	3,645,000	94%		Croatian	Christianity	








Daily Prayer Guide for all People Groups & Unreached People Groups of Europe									Page 26
Pray Daily:	People Group Name:	Country Name:	Area-Region Name:	People Group Population:	%Percent Christian:	LR FR	Primary Language:	Primary Religion:	People Group Photos:
31 May.	Czech	Croatia	Europe-Cent-S-East	8,700	25%		Czech	Non-Religious	
	Deaf	Croatia	Europe-Cent-S-East	8,200	92.00%		Croatia Sign Lang.	Christianity	
	German	Croatia	Europe-Cent-S-East	2,700	78%		German, Standard	Christianity	
	Hungarian	Croatia	Europe-Cent-S-East	13,000	81%		Hungarian	Christianity	
	Istriot	Croatia	Europe-Cent-S-East	23,000	95%		Istriot	Christianity	
	Istro-Romanian	Croatia	Europe-Cent-S-East	500	97%		Romanian, Istro	Christianity	
1 Jun.	Italian	Croatia	Europe-Cent-S-East	16,000	83%		Italian	Christianity	
	Jew, Croatian Speaking	Croatia	Europe-Cent-S-East	500	1%	LR	Croatian	Judaism	
	Macedonian	Croatia	Europe-Cent-S-East	3,700	70%		Macedonian	Christianity	
	Montenegrin	Croatia	Europe-Cent-S-East	4,100	70%		Serbian	Christianity	
	Polish	Croatia	Europe-Cent-S-East	600	87%		Polish	Christianity	
	Romani, Sinte	Croatia	Europe-Cent-S-East	15,000	70%		Romani, Sinte	Christianity	
2 Jun.	Romanian	Croatia	Europe-Cent-S-East	900	85%		Romanian	Christianity	
	Russian	Croatia	Europe-Cent-S-East	1,200	35%		Russian	Non-Religious	
	Ruthenian	Croatia	Europe-Cent-S-East	1,800	91%		Rusyn	Christianity	
	Serb	Croatia	Europe-Cent-S-East	169,000	93%		Serbian	Christianity	
	Slovak	Croatia	Europe-Cent-S-East	4,300	85%		Slovak	Christianity	
	Slovene	Croatia	Europe-Cent-S-East	9,500	95%		Slovene	Christianity	
3 Jun.	Ukrainian	Croatia	Europe-Cent-S-East	1,700	70%		Ukrainian	Christianity	
	Venetian	Croatia	Europe-Cent-S-East	41,000	90%		Venetian	Christianity	
	Americans, U.S.	Cyprus	Europe-Cent-S-East	2,100	75%		English	Christianity	
	Anglo-Australian	Cyprus	Europe-Cent-S-East	1,700	69.48%		English	Christianity	
	Arab, Egyptian	Cyprus	Europe-Cent-S-East	3,500	15%		Arabic, Egyptian	Islam	
	Arab, Iraqi	Cyprus	Europe-Cent-S-East	2,000	0.50%	LR	Arabic, Mesopot.	Islam	
4 Jun.	Arab, Lebanese	Cyprus	Europe-Cent-S-East	1,700	32%		Arabic, N. Levantine	Islam	
	Arab, Maronite	Cyprus	Europe-Cent-S-East	400	95%		Arabic, Cypriot	Christianity	
	Arab, Syrian	Cyprus	Europe-Cent-S-East	3,400	7%		Arabic, N. Levantine	Islam	
	Armenian	Cyprus	Europe-Cent-S-East	1,200	94%		Armenian	Christianity	
	British	Cyprus	Europe-Cent-S-East	33,000	60%		English	Christianity	
	Bulgarian	Cyprus	Europe-Cent-S-East	20,000	80%		Bulgarian	Christianity	
5 Jun.	Chinese, general	Cyprus	Europe-Cent-S-East	1,200	12%		Chinese, Mandarin	Buddhism	
	Cypriots, Greek	Cyprus	Europe-Cent-S-East	766,000	94.50%		Greek	Christianity	
	Cypriots, Turkish	Cyprus	Europe-Cent-S-East	218,000	0.50%	LR	Turkish	Islam	
	Deaf	Cyprus	Europe-Cent-S-East	2,400	72.42%		Language unknown	Christianity	
	Filipino, Tagalog	Cyprus	Europe-Cent-S-East	11,000	91%		Tagalog	Christianity	
	Georgian	Cyprus	Europe-Cent-S-East	12,000	87%		Georgian	Christianity	






Daily Prayer Guide for all People Groups & Unreached People Groups of Europe									Page 27
Pray Daily:	People Group Name:	Country Name:	Area-Region Name:	People Group Population:	%Percent Christian:	LR FR	Primary Language:	Primary Religion:	People Group Photos:
6 Jun.	German	Cyprus	Europe-Cent-S-East	2,000	64%		German, Standard	Christianity	
	Greek	Cyprus	Europe-Cent-S-East	20,000	91%		Greek	Christianity	
	Jew, Greek	Cyprus	Europe-Cent-S-East	300	0%	FR	Greek	Judaism	
	Moldavian	Cyprus	Europe-Cent-S-East	2,500	74%		Romanian	Christianity	
	Persian	Cyprus	Europe-Cent-S-East	1,400	1%	LR	Persian, Iranian	Islam	
	Polish	Cyprus	Europe-Cent-S-East	3,100	90%		Polish	Christianity	
7 Jun.	Romani, Carpathian	Cyprus	Europe-Cent-S-East	1,300	30%		Romani, Carpathian	Non-Religious	
	Romanian	Cyprus	Europe-Cent-S-East	26,000	94%		Romanian	Christianity	
	Russian	Cyprus	Europe-Cent-S-East	11,000	66%		Russian	Christianity	
	Serb	Cyprus	Europe-Cent-S-East	1,100	81%		Serbian	Christianity	
	Sinhalese	Cyprus	Europe-Cent-S-East	7,700	6%		Sinhala	Buddhism	
	South Asian, general	Cyprus	Europe-Cent-S-East	15,000	3%	LR	Sinhala	Buddhism	
8 Jun.	Ukrainian	Cyprus	Europe-Cent-S-East	4,000	79%		Ukrainian	Christianity	
	Vietnamese	Cyprus	Europe-Cent-S-East	7,400	9.40%		Vietnamese	Buddhism	
	Algerian, Arabic	Czechia	Europe-Cent-S-East	500	0.30%	LR	Arabic, Algerian	Islam	
	Americans, U.S.	Czechia	Europe-Cent-S-East	2,900	82%		English	Christianity	
	Armenian	Czechia	Europe-Cent-S-East	1,400	94%		Armenian	Christianity	
	Austrian, Bavarian	Czechia	Europe-Cent-S-East	1,200	83%		Bavarian	Christianity	
9 Jun.	Belarusian	Czechia	Europe-Cent-S-East	2,700	71%		Belarusian	Christianity	
	Bosniak	Czechia	Europe-Cent-S-East	1,600	0.30%	LR	Bosnian	Islam	
	British	Czechia	Europe-Cent-S-East	1,400	60%		English	Christianity	
	Bulgarian	Czechia	Europe-Cent-S-East	3,300	80%		Bulgarian	Christianity	
	Chinese, general	Czechia	Europe-Cent-S-East	3,500	9%		Chinese, Mandarin	Non-Religious	
	Croat	Czechia	Europe-Cent-S-East	2,100	92%		Croatian	Christianity	
10 Jun.	Czech	Czechia	Europe-Cent-S-East	10,310,000	26%		Czech	Non-Religious	
	Deaf	Czechia	Europe-Cent-S-East	21,000	25.92%		Czech Sign Lang.	Non-Religious	
	Dutch	Czechia	Europe-Cent-S-East	700	47%		Dutch	Non-Religious	
	French	Czechia	Europe-Cent-S-East	800	61%		French	Christianity	
	German	Czechia	Europe-Cent-S-East	4,600	64%		German, Standard	Christianity	
	Greek	Czechia	Europe-Cent-S-East	700	92%		Greek	Christianity	
11 Jun.	Hungarian	Czechia	Europe-Cent-S-East	12,000	88%		Hungarian	Christianity	
	Italian	Czechia	Europe-Cent-S-East	1,300	83%		Italian	Christianity	
	Jew, Czech	Czechia	Europe-Cent-S-East	4,000	0%	FR	Czech	Judaism	
	Kazakh	Czechia	Europe-Cent-S-East	2,000	0%	FR	Kazakh	Islam	
	Macedonian	Czechia	Europe-Cent-S-East	1,100	66%		Macedonian	Christianity	
	Moldavian	Czechia	Europe-Cent-S-East	2,900	73%		Romanian	Christianity	







Daily Prayer Guide for all People Groups & Unreached People Groups of Europe									Page 28
Pray Daily:	People Group Name:	Country Name:	Area-Region Name:	People Group Population:	%Percent Christian:	LR FR	Primary Language:	Primary Religion:	People Group Photos:
12 Jun.	Mongol, Khalka	Czechia	Europe-Cent-S-East	2,500	0.20%	LR	Mongolian, Halh	Buddhism	
	Polish	Czechia	Europe-Cent-S-East	22,000	90%		Polish	Christianity	
	Portuguese	Czechia	Europe-Cent-S-East	1,500	94%		Portuguese	Christianity	
	Romani, Carpathian	Czechia	Europe-Cent-S-East	2,800	35%		Romani, Carpathian	Non-Religious	
	Romani, Sinte	Czechia	Europe-Cent-S-East	5,200	35%		Romani, Sinte	Non-Religious	
	Romani, Slovak	Czechia	Europe-Cent-S-East	66,000	35%		Slovak	Non-Religious	
13 Jun.	Romanian	Czechia	Europe-Cent-S-East	2,300	97%		Romanian	Christianity	
	Russian	Czechia	Europe-Cent-S-East	14,000	67%		Russian	Christianity	
	Ruthenian	Czechia	Europe-Cent-S-East	800	90%		Rusyn	Christianity	
	Serb	Czechia	Europe-Cent-S-East	1,600	80%		Serbian	Christianity	
	Silesian, Lower	Czechia	Europe-Cent-S-East	11,000	85%		Silesian, Lower	Christianity	
	Slovak	Czechia	Europe-Cent-S-East	31,000	93%		Slovak	Christianity	
14 Jun.	Turk	Czechia	Europe-Cent-S-East	2,000	0%	FR	Turkish	Islam	
	Ukrainian	Czechia	Europe-Cent-S-East	50,000	79%		Ukrainian	Christianity	
	Vietnamese	Czechia	Europe-Cent-S-East	71,000	9%		Vietnamese	Buddhism	
	Yugoslav former, gen.	Czechia	Europe-Cent-S-East	1,500	50%		Serbian	Christianity	
	Abkhaz	Germany	Europe-Cent-S-East	5,100	72%		Abkhaz	Christianity	
	Adyghe	Germany	Europe-Cent-S-East	2,100	0.07%	FR	Adyghe	Islam	
15 Jun.	Albanian	Germany	Europe-Cent-S-East	33,000	30%		Albanian, Tosk	Islam	
	Algerian, Arabic	Germany	Europe-Cent-S-East	232,000	0.30%	LR	Arabic, Algerian	Islam	
	Americans, U.S.	Germany	Europe-Cent-S-East	112,000	80%		English	Christianity	
	Amhara, Ethiopian	Germany	Europe-Cent-S-East	5,900	85%		Amharic	Christianity	
	Arab, Iraqi	Germany	Europe-Cent-S-East	5,100	1%	LR	Arabic, Mesopot.	Islam	
	Arab, Syrian	Germany	Europe-Cent-S-East	121,000	6%		Arabic, N. Levantine	Islam	
16 Jun.	Arab, Tunisian	Germany	Europe-Cent-S-East	27,000	0.20%	LR	Arabic, Tunisian	Islam	
	Armenian	Germany	Europe-Cent-S-East	42,000	94%		Armenian	Christianity	
	Assyrian	Germany	Europe-Cent-S-East	800	95%		Assyrian Neo-Aramaic	Christianity	
	Austrian, Bavarian	Germany	Europe-Cent-S-East	14,376,000	83%		Bavarian	Christianity	
	Azerbaijani	Germany	Europe-Cent-S-East	15,000	0.80%	LR	Azerbaijani, North	Islam	
	Basque	Germany	Europe-Cent-S-East	33,000	94%		Basque	Christianity	
17 Jun.	Belarusian	Germany	Europe-Cent-S-East	5,500	71%		Belarusian	Christianity	
	Berber, Shawiya	Germany	Europe-Cent-S-East	1,600	0%	FR	Tachawit	Islam	
	Black African, general	Germany	Europe-Cent-S-East	249,000	60%		Swahili	Christianity	
	Bosniak	Germany	Europe-Cent-S-East	290,000	0.40%	LR	Bosnian	Islam	
	British	Germany	Europe-Cent-S-East	107,000	60%		English	Christianity	
	Bulgarian	Germany	Europe-Cent-S-East	188,000	80%		Bulgarian	Christianity	






Daily Prayer Guide for all People Groups & Unreached People Groups of Europe									Page 29
Pray Daily:	People Group Name:	Country Name:	Area-Region Name:	People Group Population:	%Percent Christian:	LR FR	Primary Language:	Primary Religion:	People Group Photos:
18 Jun.	Cape Verdean	Germany	Europe-Cent-S-East	3,100	97.79%		Kabuverdianu	Christianity	
	Catalonian	Germany	Europe-Cent-S-East	50,000	75%		Catalan	Christianity	
	Chaldean	Germany	Europe-Cent-S-East	3,000	90%		Chaldean Neo-Aramaic	Christianity	
	Chechen	Germany	Europe-Cent-S-East	12,000	0%	FR	Chechen	Islam	
	Chinese, general	Germany	Europe-Cent-S-East	113,000	8%		German, Standard	Non-Religious	
	Croat	Germany	Europe-Cent-S-East	270,000	92%		Croatian	Christianity	
19 Jun.	Czech	Germany	Europe-Cent-S-East	33,000	26%		Czech	Non-Religious	
	Danish	Germany	Europe-Cent-S-East	22,000	85%		Danish	Christianity	
	Deaf	Germany	Europe-Cent-S-East	168,000	64.25%		German Sign Lang.	Christianity	
	Dutch	Germany	Europe-Cent-S-East	149,000	47%		Dutch	Non-Religious	
	Estonian	Germany	Europe-Cent-S-East	83,000	45%		Estonian, Standard	Non-Religious	
	Filipino, Tagalog	Germany	Europe-Cent-S-East	39,000	92%		Tagalog	Christianity	
20 Jun.	French	Germany	Europe-Cent-S-East	127,000	61%		French	Christianity	
	Frisian, Eastern	Germany	Europe-Cent-S-East	2,100	72%		Saxon, E. Frisian Low	Christianity	
	Frisian, Northern	Germany	Europe-Cent-S-East	59,000	65%		Frisian, Northern	Christianity	
	Galician	Germany	Europe-Cent-S-East	41,000	96%		Galician	Christianity	
	Georgian	Germany	Europe-Cent-S-East	25,000	90%		Georgian	Christianity	
	German	Germany	Europe-Cent-S-East	60,036,000	64%		German, Standard	Christianity	
21 Jun.	German Swiss	Germany	Europe-Cent-S-East	34,000	76%		German, Swiss	Christianity	
	Greek	Germany	Europe-Cent-S-East	337,000	91%		Greek	Christianity	
	Hungarian	Germany	Europe-Cent-S-East	161,000	88%		Hungarian	Christianity	
	Indonesian	Germany	Europe-Cent-S-East	19,000	15%		Indonesian	Islam	
	Italian	Germany	Europe-Cent-S-East	590,000	82%		Italian	Christianity	
	Japanese	Germany	Europe-Cent-S-East	25,000	1.50%	LR	Japanese	Buddhism	
22 Jun.	Javanese	Germany	Europe-Cent-S-East	2,500	16%		Javanese	Islam	
	Jew, German	Germany	Europe-Cent-S-East	71,000	0.50%	LR	German, Standard	Judaism	
	Kabardian	Germany	Europe-Cent-S-East	14,000	0%	FR	Kabardian	Islam	
	Kazakh	Germany	Europe-Cent-S-East	5,100	0.10%	FR	Kazakh	Islam	
	Khmer	Germany	Europe-Cent-S-East	13,000	4%	LR	Khmer	Buddhism	
	Korean	Germany	Europe-Cent-S-East	16,000	31%		Korean	Non-Religious	
23 Jun.	Kurd, Kurmanji	Germany	Europe-Cent-S-East	547,000	0.20%	LR	Kurdish, Northern	Islam	
	Latvian	Germany	Europe-Cent-S-East	9,300	60%		Latvian, Standard	Christianity	
	Laz, Lazuri	Germany	Europe-Cent-S-East	1,000	4%	LR	Laz	Islam	
	Lithuanian	Germany	Europe-Cent-S-East	41,000	85%		Lithuanian	Christianity	
	Luxembourger	Germany	Europe-Cent-S-East	15,000	82%		Luxembourgish	Christianity	
	Macedonian	Germany	Europe-Cent-S-East	70,000	66%		Macedonian	Christianity	







Daily Prayer Guide for all People Groups & Unreached People Groups of Europe									Page 30
Pray Daily:	People Group Name:	Country Name:	Area-Region Name:	People Group Population:	%Percent Christian:	LR FR	Primary Language:	Primary Religion:	People Group Photos:
24 Jun.	Mennonites	Germany	Europe-Cent-S-East	91,000	98%		Plautdietsch	Christianity	
	Mongol, Khalka	Germany	Europe-Cent-S-East	1,500	2%	LR	Mongolian, Halh	Ethnic Religions	
	Moroccan, Arabic speak.	Germany	Europe-Cent-S-East	47,000	0.50%	LR	Arabic, Moroccan	Islam	
	Norwegian	Germany	Europe-Cent-S-East	6,800	88.00%		Norwegian	Christianity	
	Pashtun, Northern	Germany	Europe-Cent-S-East	39,000	0%	FR	Pashto, Northern	Islam	
25 Jun.	Persian	Germany	Europe-Cent-S-East	99,000	0.50%	LR	Persian, Iranian	Islam	
	Polish	Germany	Europe-Cent-S-East	692,000	90%		Polish	Christianity	
	Portuguese	Germany	Europe-Cent-S-East	134,000	94%		Portuguese	Christianity	
	Romani, Balkan	Germany	Europe-Cent-S-East	2,200	65%		Romani, Balkan	Christianity	
	Romani, German	Germany	Europe-Cent-S-East	66,000	65%		German, Standard	Christianity	
26 Jun.	Romani, Sinte	Germany	Europe-Cent-S-East	81,000	65%		Romani, Sinte	Christianity	
	Romani, Vlax	Germany	Europe-Cent-S-East	5,100	65%		Romani, Vlax	Christianity	
	Romanian	Germany	Europe-Cent-S-East	365,000	97%		Romanian	Christianity	
	Russian	Germany	Europe-Cent-S-East	227,000	67%		Russian	Christianity	
	Saterfriesen	Germany	Europe-Cent-S-East	2,100	80%		Saterfriesisch	Christianity	
27 Jun.	Serb	Germany	Europe-Cent-S-East	259,000	80%		Serbian	Christianity	
	Slovak	Germany	Europe-Cent-S-East	57,000	92%		Slovak	Christianity	
	Slovene	Germany	Europe-Cent-S-East	83,000	54%		Slovene	Christianity	
	Sorb, Lower Lusatian	Germany	Europe-Cent-S-East	7,300	70%		German, Standard	Christianity	
	Sorb, Wend	Germany	Europe-Cent-S-East	18,000	80%		German, Standard	Christianity	
28 Jun.	South Asian, general	Germany	Europe-Cent-S-East	196,000	3%	LR	Hindi	Hinduism	
	Spaniard	Germany	Europe-Cent-S-East	151,000	77%		Spanish	Christianity	
	Swedish	Germany	Europe-Cent-S-East	24,000	52%		Swedish	Christianity	
	Syrian Aramaic, Turoyo	Germany	Europe-Cent-S-East	20,000	95%		Turoyo	Christianity	
	Tajik	Germany	Europe-Cent-S-East	26,000	0.30%	LR	Tajik	Islam	
29 Jun.	Tamil, Hindu	Germany	Europe-Cent-S-East	35,000	6%		Tamil	Hinduism	
	Thai	Germany	Europe-Cent-S-East	21,000	0.40%	LR	Thai	Buddhism	
	Tigrai, Tigrinya	Germany	Europe-Cent-S-East	25,000	90%		Tigrigna	Christianity	
	Turk	Germany	Europe-Cent-S-East	1,568,000	0%	FR	Turkish	Islam	
	Ukrainian	Germany	Europe-Cent-S-East	131,000	79%		Ukrainian	Christianity	
30 Jun.	Urdu	Germany	Europe-Cent-S-East	23,000	0%	FR	Urdu	Islam	
	Uyghur	Germany	Europe-Cent-S-East	800	0%	FR	Uyghur	Islam	
	Vietnamese	Germany	Europe-Cent-S-East	66,000	9%		Vietnamese	Buddhism	
	Yazidi	Germany	Europe-Cent-S-East	51,000	0%	FR	Kurdish, Northern	Ethnic Religions	
	Yeniche	Germany	Europe-Cent-S-East	17,000	60%		Yeniche	Christianity	
	Zaza-Alevi	Germany	Europe-Cent-S-East	31,000	0%	FR	Zazaki, Northern	Islam	






Daily Prayer Guide for all People Groups & Unreached People Groups of Europe									Page 31
Pray Daily:	People Group Name:	Country Name:	Area-Region Name:	People Group Population:	%Percent Christian:	LR FR	Primary Language:	Primary Religion:	People Group Photos:
1 Jul.	Americans, U.S.	Hungary	Europe-Cent-S-East	2,800	80%		English	Christianity	
	Arab, general	Hungary	Europe-Cent-S-East	5,200	4%	LR	Arabic, N. Levantine	Islam	
	Armenian	Hungary	Europe-Cent-S-East	3,400	96%		Armenian	Christianity	
	Bosniak	Hungary	Europe-Cent-S-East	19,000	0%	FR	Bosnian	Islam	
	British	Hungary	Europe-Cent-S-East	5,000	60%		English	Christianity	
2 Jul.	Bulgarian	Hungary	Europe-Cent-S-East	5,900	80%		Bulgarian	Christianity	
	Chinese, general	Hungary	Europe-Cent-S-East	6,400	8%		Chinese, Mandarin	Non-Religious	
	Croat	Hungary	Europe-Cent-S-East	25,000	93%		Croatian	Christianity	
	Deaf	Hungary	Europe-Cent-S-East	19,000	88.00%		Hungarian SignLang.	Christianity	
	German	Hungary	Europe-Cent-S-East	175,000	64%		German, Standard	Christianity	
3 Jul.	Greek	Hungary	Europe-Cent-S-East	4,400	92%		Greek	Christianity	
	Hungarian, Magyar	Hungary	Europe-Cent-S-East	8,794,000	87.85%		Hungarian	Christianity	
	Jew, Hungarian Speaking	Hungary	Europe-Cent-S-East	47,000	0.10%	FR	Hungarian	Judaism	
	Macedonian	Hungary	Europe-Cent-S-East	7,000	64%		Macedonian	Christianity	
	Polish	Hungary	Europe-Cent-S-East	6,600	90%		Polish	Christianity	
4 Jul.	Romani, Hungarian	Hungary	Europe-Cent-S-East	298,000	93%		Romani, Vlax	Christianity	
	Romanian	Hungary	Europe-Cent-S-East	34,000	96%		Romanian	Christianity	
	Russian	Hungary	Europe-Cent-S-East	13,000	67%		Russian	Christianity	
	Ruthenian	Hungary	Europe-Cent-S-East	3,700	90%		Rusyn	Christianity	
	Serb	Hungary	Europe-Cent-S-East	9,500	85%		Serbian	Christianity	
5 Jul.	Slovak	Hungary	Europe-Cent-S-East	33,000	93%		Slovak	Christianity	
	Slovene, Prekmurian	Hungary	Europe-Cent-S-East	2,700	95%		Slovene	Christianity	
	Turk	Hungary	Europe-Cent-S-East	2,500	0%	FR	Turkish	Islam	
	Ukrainian	Hungary	Europe-Cent-S-East	7,000	79%		Ukrainian	Christianity	
	Vietnamese	Hungary	Europe-Cent-S-East	3,300	9%		Vietnamese	Buddhism	
6 Jul.	Albanian	Kosovo	Europe-Cent-S-East	1,678,000	2%	LR	Albanian, Gheg	Islam	
	Bosniak	Kosovo	Europe-Cent-S-East	28,000	0.03%	FR	Bosnian	Islam	
	Croat	Kosovo	Europe-Cent-S-East	3,600	92%		Croatian	Christianity	
	Deaf	Kosovo	Europe-Cent-S-East	14,000	7%		Language unknown	Islam	
	Egyptian, Balkan	Kosovo	Europe-Cent-S-East	12,000	2%	LR	Albanian, Tosk	Islam	
7 Jul.	Gorani	Kosovo	Europe-Cent-S-East	11,000	5%	LR	Serbian	Islam	
	Montenegrin	Kosovo	Europe-Cent-S-East	8,900	77%		Serbian	Christianity	
	Romani, Vlax	Kosovo	Europe-Cent-S-East	15,000	60%		Romani, Vlax	Christianity	
	Serb	Kosovo	Europe-Cent-S-East	100,000	80%		Serbian	Christianity	
	Turk	Kosovo	Europe-Cent-S-East	19,000	0%	FR	Turkish	Islam	








Daily Prayer Guide for all People Groups & Unreached People Groups of Europe									Page 32
Pray Daily:	People Group Name:	Country Name:	Area-Region Name:	People Group Population:	%Percent Christian:	LR FR	Primary Language:	Primary Religion:	People Group Photos:
8 Jul.	Austrian, Bavarian	Liechtenstein	Europe-Cent-S-East	2,300	82%		Bavarian	Christianity	
	Deaf	Liechtenstein	Europe-Cent-S-East	?	79.16%		Language unknown	Christianity	
	German	Liechtenstein	Europe-Cent-S-East	1,300	66%		German, Standard	Christianity	
	German Swiss	Liechtenstein	Europe-Cent-S-East	4,000	79%		German, Swiss	Christianity	
	Italian	Liechtenstein	Europe-Cent-S-East	1,400	83%		Italian	Christianity	
9 Jul.	Liechtensteiner	Liechtenstein	Europe-Cent-S-East	26,000	80%		German, Swiss	Christianity	
	Turk	Liechtenstein	Europe-Cent-S-East	1,000	0%	FR	Turkish	Islam	
	Walser	Liechtenstein	Europe-Cent-S-East	1,600	96%		Walser	Christianity	
	Albanian	Montenegro	Europe-Cent-S-East	30,000	31%		Albanian, Gheg	Islam	
	Aromanian	Montenegro	Europe-Cent-S-East	900	85%		Aromanian	Christianity	
10 Jul.	Bosniak	Montenegro	Europe-Cent-S-East	52,000	0.30%	LR	Bosnian	Islam	
	Bulgarian	Montenegro	Europe-Cent-S-East	1,300	80%		Bulgarian	Christianity	
	Croat	Montenegro	Europe-Cent-S-East	5,900	91%		Croatian	Christianity	
	Deaf	Montenegro	Europe-Cent-S-East	1,300	77.05%		Language unknown	Christianity	
	Egyptian, Balkan	Montenegro	Europe-Cent-S-East	2,000	3%	LR	Albanian, Tosk	Islam	
11 Jul.	Macedonian	Montenegro	Europe-Cent-S-East	900	65%		Macedonian	Christianity	
	Montenegrin	Montenegro	Europe-Cent-S-East	298,000	85%		Serbian	Christianity	
	Romani, Balkan	Montenegro	Europe-Cent-S-East	5,100	60%		Romani, Balkan	Christianity	
	Romanian	Montenegro	Europe-Cent-S-East	3,100	97%		Romanian	Christianity	
	Russian	Montenegro	Europe-Cent-S-East	1,000	60%		Russian	Christianity	
12 Jul.	Ruthenian	Montenegro	Europe-Cent-S-East	1,700	91%		Rusyn	Christianity	
	Serb	Montenegro	Europe-Cent-S-East	189,000	84%		Serbian	Christianity	
	Slovak	Montenegro	Europe-Cent-S-East	5,900	93%		Slovak	Christianity	
	Turk	Montenegro	Europe-Cent-S-East	600	0%	FR	Turkish	Islam	
13 Jul.	Albanian, Macedonian	No. Macedonia	Europe-Cent-S-East	521,000	0%	FR	Albanian, Gheg	Islam	
	Arab	No. Macedonia	Europe-Cent-S-East	6,300	5%	LR	Arabic, N. Levantine	Islam	
	Aromanian	No. Macedonia	Europe-Cent-S-East	18,000	84%		Aromanian	Christianity	
	Bosniak	No. Macedonia	Europe-Cent-S-East	17,000	0.20%	LR	Bosnian	Islam	
	British	No. Macedonia	Europe-Cent-S-East	900	60%		English	Christianity	
14 Jul.	Bulgarian	No. Macedonia	Europe-Cent-S-East	1,400	80%		Bulgarian	Christianity	
	Croat	No. Macedonia	Europe-Cent-S-East	2,700	92%		Croatian	Christianity	
	Deaf	No. Macedonia	Europe-Cent-S-East	10,000	65.50%		Language unknown	Christianity	
	Egyptian, Balkan	No. Macedonia	Europe-Cent-S-East	3,700	2%	LR	Albanian, Tosk	Islam	
	Gorani	No. Macedonia	Europe-Cent-S-East	5,900	5%	LR	Macedonian	Islam	
	Greek	No. Macedonia	Europe-Cent-S-East	600	91%		Greek	Christianity	






Daily Prayer Guide for all People Groups & Unreached People Groups of Europe									Page 33
Pray Daily:	People Group Name:	Country Name:	Area-Region Name:	People Group Population:	%Percent Christian:	LR FR	Primary Language:	Primary Religion:	People Group Photos:
15 Jul.	Jew, Serbian Speaking	No. Macedonia	Europe-Cent-S-East	100	0%	FR	Serbian	Judaism	
	Macedonian	No. Macedonia	Europe-Cent-S-East	1,295,000	93%		Macedonian	Christianity	
	Meglenite, Vlasi	No. Macedonia	Europe-Cent-S-East	2,000	83%		Romanian, Megleno	Christianity	
	Montenegrin	No. Macedonia	Europe-Cent-S-East	2,000	77%		Serbian	Christianity	
	Pomak	No. Macedonia	Europe-Cent-S-East	2,100	1%	LR	Bulgarian	Islam	
16 Jul.	Romani, Balkan	No. Macedonia	Europe-Cent-S-East	55,000	25%		Romani, Balkan	Islam	
	Romani, Vlax	No. Macedonia	Europe-Cent-S-East	9,900	60%		Romani, Vlax	Christianity	
	Romanian	No. Macedonia	Europe-Cent-S-East	1,000	97%		Romanian	Christianity	
	Serb	No. Macedonia	Europe-Cent-S-East	37,000	80%		Serbian	Christianity	
	Turk	No. Macedonia	Europe-Cent-S-East	80,000	0%	FR	Turkish	Islam	
	Yoruk	No. Macedonia	Europe-Cent-S-East	4,000	0%	FR	Balkan Gagauz Turkish	Islam	
17 Jul.	Americans, U.S.	Poland	Europe-Cent-S-East	5,800	77%		English	Christianity	
	Armenian	Poland	Europe-Cent-S-East	2,900	94%		Armenian	Christianity	
	Belarusian	Poland	Europe-Cent-S-East	45,000	71%		Belarusian	Christianity	
	British	Poland	Europe-Cent-S-East	5,500	60%		English	Christianity	
	Bulgarian	Poland	Europe-Cent-S-East	1,700	94%		Bulgarian	Christianity	
18 Jul.	Czech	Poland	Europe-Cent-S-East	1,800	26%		Czech	Non-Religious	
	Deaf	Poland	Europe-Cent-S-East	76,000	89.63%		Polish Sign Lang.	Christianity	
	French	Poland	Europe-Cent-S-East	3,900	62%		French	Christianity	
	German	Poland	Europe-Cent-S-East	121,000	64%		German, Standard	Christianity	
	Greek	Poland	Europe-Cent-S-East	1,900	91%		Greek	Christianity	
19 Jul.	Italian	Poland	Europe-Cent-S-East	4,800	85%		Italian	Christianity	
	Jew, Karaite	Poland	Europe-Cent-S-East	200	0%	FR	Polish	Judaism-Karaite	
	Jew, Polish	Poland	Europe-Cent-S-East	3,100	0.40%	LR	Polish	Judaism	
	Kashubian	Poland	Europe-Cent-S-East	231,000	90%		Kashubian	Christianity	
	Lithuanian	Poland	Europe-Cent-S-East	7,700	85%		Lithuanian	Christianity	
20 Jul.	Macedonian	Poland	Europe-Cent-S-East	4,900	66%		Macedonian	Christianity	
	Polish	Poland	Europe-Cent-S-East	36,241,000	90%		Polish	Christianity	
	Romani, Baltic	Poland	Europe-Cent-S-East	13,000	55%		Romani, Baltic	Christianity	
	Romani, Carpathian	Poland	Europe-Cent-S-East	4,200	75%		Romani, Carpathian	Christianity	
	Romani, Sinte	Poland	Europe-Cent-S-East	4,300	70%		Romani, Sinte	Christianity	
21 Jul.	Romani, Vlax	Poland	Europe-Cent-S-East	4,900	60%		Romani, Vlax	Christianity	
	Russian	Poland	Europe-Cent-S-East	22,000	67%		Russian	Christianity	
	Ruthenian, Lemko	Poland	Europe-Cent-S-East	11,000	90%		Rusyn	Christianity	
	Silesian	Poland	Europe-Cent-S-East	779,000	80%		Silesian	Christianity	Silesian






Daily Prayer Guide for all People Groups & Unreached People Groups of Europe									Page 34
Pray Daily:	People Group Name:	Country Name:	Area-Region Name:	People Group Population:	%Percent Christian:	LR FR	Primary Language:	Primary Religion:	People Group Photos:
22 Jul.	Silesian, Lower	Poland	Europe-Cent-S-East	12,000	85%		Silesian, Lower	Christianity	
	Slovak	Poland	Europe-Cent-S-East	2,900	93%		Slovak	Christianity	
	South Asian, general	Poland	Europe-Cent-S-East	3,300	4%	LR	Hindi	Hinduism	
	Spaniard	Poland	Europe-Cent-S-East	4,500	70%		Spanish	Christianity	
	Tatar	Poland	Europe-Cent-S-East	500	2%	LR	Polish	Islam	
23 Jul.	Turk	Poland	Europe-Cent-S-East	4,800	0%	FR	Turkish	Islam	
	Ukrainian	Poland	Europe-Cent-S-East	49,000	79%		Ukrainian	Christianity	
	Vietnamese	Poland	Europe-Cent-S-East	45,000	10%		Vietnamese	Buddhism	
	Armenian	Romania	Europe-Cent-S-East	1,200	94%		Armenian	Christianity	
	Aromanian	Romania	Europe-Cent-S-East	49,000	84%		Aromanian	Christianity	
24 Jul.	British	Romania	Europe-Cent-S-East	3,900	60%		English	Christianity	
	Bulgarian	Romania	Europe-Cent-S-East	6,400	80%		Bulgarian	Christianity	
	Chinese, general	Romania	Europe-Cent-S-East	10,000	9%		Chinese, Mandarin	Ethnic Religions	
	Croat	Romania	Europe-Cent-S-East	4,700	92%		Croatian	Christianity	
	Czech	Romania	Europe-Cent-S-East	2,200	26%		Czech	Non-Religious	
25 Jul.	Deaf	Romania	Europe-Cent-S-East	96,000	96.96%		Romanian Sign Lang.	Christianity	
	French	Romania	Europe-Cent-S-East	3,800	61%		French	Christianity	
	Gagauzi Turk	Romania	Europe-Cent-S-East	1,000	72%		Gagauz	Christianity	
	German	Romania	Europe-Cent-S-East	32,000	64%		German, Standard	Christianity	
	Greek	Romania	Europe-Cent-S-East	3,200	95%		Greek	Christianity	
26 Jul.	Hungarian, Szekely	Romania	Europe-Cent-S-East	1,070,000	92%		Hungarian	Christianity	
	Italian	Romania	Europe-Cent-S-East	2,500	87%		Italian	Christianity	
	Jew, Eastern Yiddish	Romania	Europe-Cent-S-East	600	0%	FR	Yiddish, Eastern	Judaism	
	Jew, Romanian	Romania	Europe-Cent-S-East	2,900	0%	FR	Romanian	Judaism	
	Macedonian	Romania	Europe-Cent-S-East	1,100	88%		Macedonian	Christianity	
27 Jul.	Moldavian	Romania	Europe-Cent-S-East	19,000	73%		Romanian	Christianity	
	Nogai	Romania	Europe-Cent-S-East	2,000	0%	FR	Nogai	Islam	
	Polish	Romania	Europe-Cent-S-East	2,200	90%		Polish	Christianity	
	Romani, Balkan	Romania	Europe-Cent-S-East	19,000	70%		Romani, Balkan	Christianity	
	Romani, Carpathian	Romania	Europe-Cent-S-East	9,600	80%		Romani, Carpathian	Christianity	
28 Jul.	Romani, Vlax	Romania	Europe-Cent-S-East	507,000	75%		Romani, Vlax	Christianity	
	Romanian	Romania	Europe-Cent-S-East	17,035,000	95%		Romanian	Christianity	
	Russian, Lipovan	Romania	Europe-Cent-S-East	21,000	67%		Russian	Christianity	
	Saxon, Transylvanian	Romania	Europe-Cent-S-East	19,000	95%		German, Standard	Christianity	
	Serb	Romania	Europe-Cent-S-East	16,000	80%		Serbian	Christianity	








Daily Prayer Guide for all People Groups & Unreached People Groups of Europe									Page 35
Pray Daily:	People Group Name:	Country Name:	Area-Region Name:	People Group Population:	%Percent Christian:	LR FR	Primary Language:	Primary Religion:	People Group Photos:
29 Jul.	Slovak	Romania	Europe-Cent-S-East	12,000	93%		Slovak	Christianity	
	South Asian, general	Romania	Europe-Cent-S-East	1,500	5%	LR	Hindi	Hinduism	
	Tatar	Romania	Europe-Cent-S-East	21,000	3%	LR	Tatar	Islam	
	Tatar, Crimean	Romania	Europe-Cent-S-East	18,000	0%	FR	Crimean Tatar	Islam	
	Turk	Romania	Europe-Cent-S-East	24,000	0%	FR	Turkish	Islam	
	Ukrainian	Romania	Europe-Cent-S-East	45,000	79%		Ukrainian	Christianity	
30 Jul.	Adyghe	Serbia	Europe-Cent-S-East	2,600	0%	FR	Adyghe	Islam	
	Albanian	Serbia	Europe-Cent-S-East	5,300	31%		Albanian, Gheg	Islam	
	Americans, U.S.	Serbia	Europe-Cent-S-East	2,700	77%		English	Christianity	
	Arab, Lebanese	Serbia	Europe-Cent-S-East	22,000	32%		Arabic, N. Levantine	Islam	
	Aromanian	Serbia	Europe-Cent-S-East	32,000	85%		Aromanian	Christianity	
	Bosniak	Serbia	Europe-Cent-S-East	133,000	0.20%	LR	Bosnian	Islam	
31 Jul.	British	Serbia	Europe-Cent-S-East	1,500	60%		English	Christianity	
	Bulgarian	Serbia	Europe-Cent-S-East	17,000	80%		Bulgarian	Christianity	
	Chinese, general	Serbia	Europe-Cent-S-East	14,000	5%		Chinese, Mandarin	Non-Religious	
	Croat	Serbia	Europe-Cent-S-East	53,000	92%		Croatian	Christianity	
1 Aug.	Czech	Serbia	Europe-Cent-S-East	45,000	26%		Czech	Non-Religious	
	Deaf	Serbia	Europe-Cent-S-East	43,000	80.37%		Yugoslavian Sign Lang.	Christianity	
	Egyptian, Balkan	Serbia	Europe-Cent-S-East	1,700	3%	LR	Albanian, Tosk	Islam	
	French	Serbia	Europe-Cent-S-East	900	61%		French	Christianity	
	German	Serbia	Europe-Cent-S-East	6,300	64%		German, Standard	Christianity	
2 Aug.	Gorani	Serbia	Europe-Cent-S-East	6,100	4%	LR	Serbian	Islam	
	Greek	Serbia	Europe-Cent-S-East	900	91%		Greek	Christianity	
	Hungarian	Serbia	Europe-Cent-S-East	232,000	89%		Hungarian	Christianity	
	Istro-Romanian	Serbia	Europe-Cent-S-East	2,600	90%		Romanian, Istro	Christianity	
	Italian	Serbia	Europe-Cent-S-East	2,600	80%		Italian	Christianity	
3 Aug.	Jew, Serbian Speaking	Serbia	Europe-Cent-S-East	1,700	0%	FR	Serbian	Judaism	
	Macedonian	Serbia	Europe-Cent-S-East	21,000	66%		Macedonian	Christianity	
	Montenegrin	Serbia	Europe-Cent-S-East	35,000	77%		Serbian	Christianity	
	Polish	Serbia	Europe-Cent-S-East	28,000	90%		Polish	Christianity	
	Romani, Balkan	Serbia	Europe-Cent-S-East	124,000	80%		Romani, Balkan	Christianity	
4 Aug.	Romani, Sinte	Serbia	Europe-Cent-S-East	39,000	75%		Romani, Sinte	Christianity	
	Romanian	Serbia	Europe-Cent-S-East	27,000	97%		Romanian	Christianity	
	Romano-Serbian	Serbia	Europe-Cent-S-East	94,000	65%		Romano-Serbian	Christianity	
	Russian	Serbia	Europe-Cent-S-East	3,600	72%		Russian	Christianity	






Daily Prayer Guide for all People Groups & Unreached People Groups of Europe									Page 36
Pray Daily:	People Group Name:	Country Name:	Area-Region Name:	People Group Population:	%Percent Christian:	LR FR	Primary Language:	Primary Religion:	People Group Photos:
5 Aug.	Ruthenian	Serbia	Europe-Cent-S-East	14,000	91%		Rusyn	Christianity	
	Serb	Serbia	Europe-Cent-S-East	7,549,000	81%		Serbian	Christianity	
	Slovak	Serbia	Europe-Cent-S-East	48,000	93%		Slovak	Christianity	
	Slovene	Serbia	Europe-Cent-S-East	8,200	54%		Slovene	Christianity	
	Turk	Serbia	Europe-Cent-S-East	2,500	0%	FR	Turkish	Islam	
	Ukrainian	Serbia	Europe-Cent-S-East	8,100	79%		Ukrainian	Christianity	
6 Aug.	Belarusian	Slovakia	Europe-Cent-S-East	11,000	68%		Belarusian	Christianity	
	British	Slovakia	Europe-Cent-S-East	800	59%		English	Christianity	
	Bulgarian	Slovakia	Europe-Cent-S-East	4,000	80%		Bulgarian	Christianity	
	Croat	Slovakia	Europe-Cent-S-East	1,200	92%		Croatian	Christianity	
	Czech	Slovakia	Europe-Cent-S-East	37,000	26%		Czech	Non-Religious	
7 Aug.	Deaf	Slovakia	Europe-Cent-S-East	11,000	93.34%		Slovakian Sign Lang.	Christianity	
	French	Slovakia	Europe-Cent-S-East	1,600	61%		French	Christianity	
	German	Slovakia	Europe-Cent-S-East	3,900	64%		German, Standard	Christianity	
	Hungarian	Slovakia	Europe-Cent-S-East	452,000	90%		Hungarian	Christianity	
	Italian	Slovakia	Europe-Cent-S-East	500	83%		Italian	Christianity	
8 Aug.	Jew, Slovak Speaking	Slovakia	Europe-Cent-S-East	2,600	0%	FR	Slovak	Judaism	
	Macedonian	Slovakia	Europe-Cent-S-East	4,600	69%		Macedonian	Christianity	
	Polish	Slovakia	Europe-Cent-S-East	3,100	88%		Polish	Christianity	
	Romani, Carpathian	Slovakia	Europe-Cent-S-East	104,000	85%		Romani, Carpathian	Christianity	
	Romani, Slovak	Slovakia	Europe-Cent-S-East	33,000	80%		Slovak	Christianity	
9 Aug.	Romani, Vlax	Slovakia	Europe-Cent-S-East	700	70%		Romani, Vlax	Christianity	
	Russian	Slovakia	Europe-Cent-S-East	3,200	68%		Russian	Christianity	
	Ruthenian	Slovakia	Europe-Cent-S-East	30,000	87%		Rusyn	Christianity	
	Slovak	Slovakia	Europe-Cent-S-East	4,700,000	94%		Slovak	Christianity	
	Ukrainian	Slovakia	Europe-Cent-S-East	11,000	75%		Ukrainian	Christianity	
10 Aug.	Albanian	Slovenia	Europe-Cent-S-East	6,400	30%		Albanian, Gheg	Islam	
	Austrian, Bavarian	Slovenia	Europe-Cent-S-East	5,600	83%		Bavarian	Christianity	
	Bosniak	Slovenia	Europe-Cent-S-East	88,000	0.30%	LR	Bosnian	Islam	
	Croat	Slovenia	Europe-Cent-S-East	35,000	94%		Croatian	Christianity	
	Deaf	Slovenia	Europe-Cent-S-East	4,200	54.18%		Yugoslavian Sign Lang.	Christianity	
11 Aug.	German	Slovenia	Europe-Cent-S-East	13,000	65%		German, Standard	Christianity	
	Hungarian	Slovenia	Europe-Cent-S-East	8,800	88%		Hungarian	Christianity	
	Italian	Slovenia	Europe-Cent-S-East	4,200	83%		Italian	Christianity	
	Macedonian	Slovenia	Europe-Cent-S-East	4,100	66%		Macedonian	Christianity	





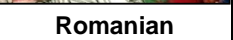
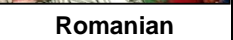
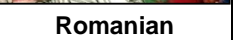
Daily Prayer Guide for all People Groups & Unreached People Groups of Europe									Page 37
Pray Daily:	People Group Name:	Country Name:	Area-Region Name:	People Group Population:	%Percent Christian:	LR FR	Primary Language:	Primary Religion:	People Group Photos:
12 Aug.	Montenegrin	Slovenia	Europe-Cent-S-East	4,600	77%		Serbian	Christianity	
	Romani, Carpathian	Slovenia	Europe-Cent-S-East	23,000	92%		Romani, Carpathian	Christianity	
	Russian	Slovenia	Europe-Cent-S-East	30,000	60%		Russian	Christianity	
	Serbo-Croatian	Slovenia	Europe-Cent-S-East	57,000	80%		Serbian	Christianity	
	Slovene	Slovenia	Europe-Cent-S-East	1,765,000	54%		Slovene	Christianity	
13 Aug.	Ukrainian	Slovenia	Europe-Cent-S-East	600	77%		Ukrainian	Christianity	
	Venetian, Istrian	Slovenia	Europe-Cent-S-East	5,300	83%		Venetian	Christianity	
	Albanian, general	Switzerland	Europe-Cent-S-East	109,000	30%		Albanian, Arbereshe	Islam	
	Americans, U.S.	Switzerland	Europe-Cent-S-East	5,100	79%		English	Christianity	
	Arab, Lebanese	Switzerland	Europe-Cent-S-East	17,000	32%		Arabic, N. Levantine	Islam	
14 Aug.	Austrian, Bavarian	Switzerland	Europe-Cent-S-East	41,000	83%		Bavarian	Christianity	
	Bosniak	Switzerland	Europe-Cent-S-East	34,000	0.20%	LR	Bosnian	Islam	
	British	Switzerland	Europe-Cent-S-East	42,000	60%		English	Christianity	
	Cape Verdean	Switzerland	Europe-Cent-S-East	2,300	95%		Kabuverdianu	Christianity	
	Croat	Switzerland	Europe-Cent-S-East	41,000	92%		Croatian	Christianity	
15 Aug.	Czech	Switzerland	Europe-Cent-S-East	11,000	26%		Czech	Non-Religious	
	Danish	Switzerland	Europe-Cent-S-East	5,300	78%		Danish	Christianity	
	Deaf	Switzerland	Europe-Cent-S-East	17,000	75.76%		SwissGermanSignLang.	Christianity	
	Dutch	Switzerland	Europe-Cent-S-East	14,000	47%		Dutch	Non-Religious	
	Filipino, Tagalog	Switzerland	Europe-Cent-S-East	17,000	94%		Tagalog	Christianity	
16 Aug.	Finnish	Switzerland	Europe-Cent-S-East	2,400	84%		Finnish	Christianity	
	Franco-Provencal	Switzerland	Europe-Cent-S-East	8,500	62%		Arpitan	Christianity	
	Franco-Swiss	Switzerland	Europe-Cent-S-East	1,786,000	80%		French	Christianity	
	German	Switzerland	Europe-Cent-S-East	303,000	64%		German, Standard	Christianity	
	German Swiss	Switzerland	Europe-Cent-S-East	4,660,000	78%		German, Swiss	Christianity	
17 Aug.	Greek	Switzerland	Europe-Cent-S-East	8,500	91%		Greek	Christianity	
	Han Chinese, Mandarin	Switzerland	Europe-Cent-S-East	9,500	9%		Chinese, Mandarin	Non-Religious	
	Hungarian	Switzerland	Europe-Cent-S-East	15,000	88%		Hungarian	Christianity	
	Italian	Switzerland	Europe-Cent-S-East	310,000	82%		Italian	Christianity	
	Japanese	Switzerland	Europe-Cent-S-East	5,200	1.50%	LR	Japanese	Buddhism	
18 Aug.	Jew, Swiss	Switzerland	Europe-Cent-S-East	20,000	0%	FR	German, Swiss	Judaism	
	Kurd, Kurmanji	Switzerland	Europe-Cent-S-East	8,700	0%	FR	Kurdish, Northern	Islam	
	Lombard	Switzerland	Europe-Cent-S-East	373,000	96%		Lombard	Christianity	
	Macedonian	Switzerland	Europe-Cent-S-East	65,000	63%		Macedonian	Christianity	
	Portuguese	Switzerland	Europe-Cent-S-East	263,000	94%		Portuguese	Christianity	








Daily Prayer Guide for all People Groups & Unreached People Groups of Europe									Page 38
Pray Daily:	People Group Name:	Country Name:	Area-Region Name:	People Group Population:	%Percent Christian:	LR FR	Primary Language:	Primary Religion:	People Group Photos:
19 Aug.	Rhaeto-Romansch, Engadine	Switzerland	Europe-Cent-S-East	43,000	97%		Romansh	Christianity	
	Romani, Sinte	Switzerland	Europe-Cent-S-East	26,000	80%		Romani, Sinte	Christianity	
	Romani, Swiss	Switzerland	Europe-Cent-S-East	24,000	90%		German, Swiss	Christianity	
	Romanian	Switzerland	Europe-Cent-S-East	4,300	97%		Romanian	Christianity	
	Russian	Switzerland	Europe-Cent-S-East	10,000	67%		Russian	Christianity	
20 Aug.	Serb	Switzerland	Europe-Cent-S-East	94,000	80%		Serbian	Christianity	
	South Asian, general	Switzerland	Europe-Cent-S-East	76,000	5%	LR	Sinhala	Buddhism	
	Spaniard	Switzerland	Europe-Cent-S-East	78,000	77%		Spanish	Christianity	
	Swedish	Switzerland	Europe-Cent-S-East	6,900	57%		Swedish	Christianity	
	Thai	Switzerland	Europe-Cent-S-East	8,700	2%	LR	Thai	Buddhism	
21 Aug.	Tibetan, Central	Switzerland	Europe-Cent-S-East	8,200	0.01%	FR	Tibetan, Central	Buddhism	
	Turk	Switzerland	Europe-Cent-S-East	73,000	0%	FR	Turkish	Islam	
	Walser	Switzerland	Europe-Cent-S-East	18,000	97%		Walser	Christianity	
	Albanian	Albania	Europe-Southern	2,721,000	33%		Albanian, Gheg	Islam	
	Americans, U.S.	Albania	Europe-Southern	2,000	78%		English	Christianity	
22 Aug.	Anglo-Canadian	Albania	Europe-Southern	800	78%		English	Christianity	
	Aromanian	Albania	Europe-Southern	7,200	95%		Aromanian	Christianity	
	Deaf	Albania	Europe-Southern	14,000	30.47%		Albanian Sign Lang.	Islam	
	Egyptian, Balkan	Albania	Europe-Southern	2,900	4%	LR	Albanian, Tosk	Islam	
	European, general	Albania	Europe-Southern	6,200	65%		English	Christianity	
23 Aug.	Gorani	Albania	Europe-Southern	35,000	5%	LR	Serbian	Islam	
	Greek	Albania	Europe-Southern	27,000	90%		Greek	Christianity	
	Italian	Albania	Europe-Southern	7,600	87%		Italian	Christianity	
	Macedonian	Albania	Europe-Southern	5,400	90%		Macedonian	Christianity	
	Montenegrin	Albania	Europe-Southern	1,300	70%		Serbian	Christianity	
24 Aug.	Romani, Vlax	Albania	Europe-Southern	7,200	25%		Romani, Vlax	Islam	
	Serb	Albania	Europe-Southern	1,300	69%		Serbian	Christianity	
	Turk	Albania	Europe-Southern	1,700	0.01%	FR	Turkish	Islam	
	British	Andorra	Europe-Southern	900	69%		English	Christianity	
	Catalonian, Andorran	Andorra	Europe-Southern	33,000	96%		Catalan	Christianity	
25 Aug.	Deaf	Andorra	Europe-Southern	200	90.78%		Language unknown	Christianity	
	French	Andorra	Europe-Southern	4,500	76%		French	Christianity	
	German	Andorra	Europe-Southern	600	78%		German, Standard	Christianity	
	Italian	Andorra	Europe-Southern	600	85%		Italian	Christianity	
	Moroccan, Arabic	Andorra	Europe-Southern	500	1%	LR	Arabic, Moroccan	Islam	








Daily Prayer Guide for all People Groups & Unreached People Groups of Europe									Page 39
Pray Daily:	People Group Name:	Country Name:	Area-Region Name:	People Group Population:	%Percent Christian:	LR FR	Primary Language:	Primary Religion:	People Group Photos:
26 Aug.	Portuguese	Andorra	Europe-Southern	12,000	95%		Portuguese	Christianity	
	South Asian, general	Andorra	Europe-Southern	600	1%	LR	Hindi	Hinduism	
	Spanish	Andorra	Europe-Southern	23,000	89%		Spanish	Christianity	
	British	Gibraltar	Europe-Southern	4,300	63%		English	Christianity	
	Gibraltarian	Gibraltar	Europe-Southern	25,000	92%		English	Christianity	
27 Aug.	Jew, English Speaking	Gibraltar	Europe-Southern	600	0.50%	LR	English	Judaism	
	Moroccan, Arabic speak.	Gibraltar	Europe-Southern	1,700	5%	LR	Arabic, Moroccan	Islam	
	South Asian, general	Gibraltar	Europe-Southern	700	4%	LR	Hindi	Hinduism	
	Spaniard	Gibraltar	Europe-Southern	700	80%		Spanish	Christianity	
28 Aug.	Albanian	Greece	Europe-Southern	417,000	33%		Albanian, Tosk	Islam	
	Americans, U.S.	Greece	Europe-Southern	22,000	80%		English	Christianity	
	Arab, Egyptian	Greece	Europe-Southern	9,100	20%		Arabic, Egyptian	Islam	
	Arab, North Iraqi	Greece	Europe-Southern	6,900	4%	LR	Arabic, N. Mesopot.	Islam	
	Arab, Saidi	Greece	Europe-Southern	7,400	14%		Arabic, Saidi	Islam	
29 Aug.	Arab, Syrian	Greece	Europe-Southern	5,400	9%		Arabic, N. Levantine	Islam	
	Armenian	Greece	Europe-Southern	31,000	94%		Armenian	Christianity	
	Aromanian	Greece	Europe-Southern	197,000	84%		Aromanian	Christianity	
	Arvanites	Greece	Europe-Southern	144,000	65%		Albanian, Arvanitika	Christianity	
	Assyrian	Greece	Europe-Southern	9,000	95%		Assyrian Neo-Aramaic	Christianity	
30 Aug.	Austrian, Bavarian	Greece	Europe-Southern	1,700	83%		Bavarian	Christianity	
	British	Greece	Europe-Southern	13,000	60%		English	Christianity	
	Bulgarian	Greece	Europe-Southern	38,000	80%		Bulgarian	Christianity	
	Chinese, general	Greece	Europe-Southern	19,000	10%		Chinese, Mandarin	Non-Religious	
	Cypriots, Greek	Greece	Europe-Southern	13,000	90%		Greek	Christianity	
31 Aug.	Danish	Greece	Europe-Southern	1,100	85%		Danish	Christianity	
	Deaf	Greece	Europe-Southern	21,000	91.46%		Greek Sign Lang.	Christianity	
	Dutch	Greece	Europe-Southern	2,800	49%		Dutch	Non-Religious	
	Filipino, Tagalog	Greece	Europe-Southern	8,500	92%		Tagalog	Christianity	
	Flemish	Greece	Europe-Southern	1,700	63%		Vlaams	Christianity	
1 Sep.	French	Greece	Europe-Southern	6,200	61%		French	Christianity	
	Georgian	Greece	Europe-Southern	10,000	85%		Georgian	Christianity	
	German	Greece	Europe-Southern	9,400	64%		German, Standard	Christianity	
	German Swiss	Greece	Europe-Southern	1,400	76%		German, Swiss	Christianity	
	Greek	Greece	Europe-Southern	8,387,000	95%		Greek	Christianity	
	Italian	Greece	Europe-Southern	7,700	82%		Italian	Christianity	






Daily Prayer Guide for all People Groups & Unreached People Groups of Europe									Page 40
Pray Daily:	People Group Name:	Country Name:	Area-Region Name:	People Group Population:	%Percent Christian:	LR FR	Primary Language:	Primary Religion:	People Group Photos:
2 Sep.	Japanese	Greece	Europe-Southern	1,100	1.60%	LR	Japanese	Buddhism	
	Jew, Greek	Greece	Europe-Southern	2,900	0%	FR	Greek	Judaism	
	Jew, Spanish	Greece	Europe-Southern	1,000	0%	FR	Ladino	Judaism	
	Kurd, Kurmanji	Greece	Europe-Southern	21,000	0.01%	FR	Kurdish, Northern	Islam	
	Macedonian	Greece	Europe-Southern	148,000	65%		Macedonian	Christianity	
3 Sep.	Meglenite, Vlasi	Greece	Europe-Southern	2,900	97%		Romanian, Megleno	Christianity	
	Persian	Greece	Europe-Southern	1,100	0.50%	LR	Persian, Iranian	Islam	
	Polish	Greece	Europe-Southern	12,000	90%		Polish	Christianity	
	Pomak	Greece	Europe-Southern	30,000	2%	LR	Bulgarian	Islam	
	Pontic Greek	Greece	Europe-Southern	370,000	90%		Pontic	Christianity	
4 Sep.	Romani, Balkan	Greece	Europe-Southern	39,000	70%		Romani, Balkan	Christianity	
	Romani, Greek	Greece	Europe-Southern	47,000	85%		Greek	Christianity	
	Romani, Vlax	Greece	Europe-Southern	1,100	85%		Romani, Vlax	Christianity	
	Romanian	Greece	Europe-Southern	22,000	97%		Romanian	Christianity	
	Russian	Greece	Europe-Southern	12,000	65%		Russian	Christianity	
5 Sep.	Sarakatsani, Karakachan	Greece	Europe-Southern	6,500	93%		Greek	Christianity	
	Serb	Greece	Europe-Southern	3,900	80%		Serbian	Christianity	
	South Asian, Bengali	Greece	Europe-Southern	11,000	8%		Bengali	Islam	
	South Asian, general	Greece	Europe-Southern	119,000	4%	LR	Urdu	Islam	
	Swahili	Greece	Europe-Southern	5,700	5%	LR	Swahili	Islam	
6 Sep.	Swedish	Greece	Europe-Southern	2,300	65%		Swedish	Christianity	
	Tsakonian	Greece	Europe-Southern	1,400	95%		Tsakonian	Christianity	
	Turk	Greece	Europe-Southern	40,000	0%	FR	Turkish	Islam	
	Ukrainian	Greece	Europe-Southern	14,000	78%		Ukrainian	Christianity	
	Yoruba	Greece	Europe-Southern	5,300	65%		Yoruba	Christianity	
7 Sep.	Akan	Italy	Europe-Southern	49,000	70%		Akan	Christianity	
	Albanian, general	Italy	Europe-Southern	468,000	30%		Italian	Islam	
	Algerian, Arabic	Italy	Europe-Southern	22,000	2%	LR	Arabic, Algerian	Islam	
	Americans, U.S.	Italy	Europe-Southern	13,000	80%		English	Christianity	
	Amhara, Ethiopian	Italy	Europe-Southern	7,000	80%		Amharic	Christianity	
8 Sep.	Arab, Egyptian	Italy	Europe-Southern	77,000	13%		Arabic, Egyptian	Islam	
	Arab, general	Italy	Europe-Southern	1,237,000	0.30%	LR	Arabic, Libyan	Islam	
	Arab, Iraqi	Italy	Europe-Southern	2,200	2%	LR	Arabic, Mesopot.	Islam	
	Arab, Sudanese	Italy	Europe-Southern	2,000	3%	LR	Arabic, Sudanese	Islam	
	Arbereshe	Italy	Europe-Southern	103,000	83%		Albanian, Arbereshe	Christianity	








Daily Prayer Guide for all People Groups & Unreached People Groups of Europe									Page 41
Pray Daily:	People Group Name:	Country Name:	Area-Region Name:	People Group Population:	%Percent Christian:	LR FR	Primary Language:	Primary Religion:	People Group Photos:
9 Sep.	Argentinian, White	Italy	Europe-Southern	8,100	90%		Spanish	Christianity	
	Armenian	Italy	Europe-Southern	700	94%		Armenian	Christianity	
	Austrian, Bavarian	Italy	Europe-Southern	261,000	83%		Bavarian	Christianity	
	Baule	Italy	Europe-Southern	24,000	60%		Baoule	Christianity	
	Belarusian	Italy	Europe-Southern	7,500	65%		Belarusian	Christianity	
10 Sep.	Berber, Shawiya	Italy	Europe-Southern	39,000	0%	FR	Tachawit	Islam	
	Bergamasco	Italy	Europe-Southern	140,000	80%		Lombard	Christianity	
	Black African, general	Italy	Europe-Southern	126,000	70%		Swahili	Christianity	
	Bolivian, Mestizo	Italy	Europe-Southern	12,000	90%		Spanish	Christianity	
	Bosniak	Italy	Europe-Southern	29,000	0.40%	LR	Bosnian	Islam	
11 Sep.	Brazilian, White	Italy	Europe-Southern	39,000	92%		Portuguese	Christianity	
	British	Italy	Europe-Southern	24,000	60%		English	Christianity	
	Bulgarian	Italy	Europe-Southern	48,000	80%		Bulgarian	Christianity	
	Calabrian	Italy	Europe-Southern	5,382,000	83%		Napoletano-Calabrese	Christianity	
	Cape Verdean	Italy	Europe-Southern	4,100	95%		Kabuverdianu	Christianity	
12 Sep.	Catalonian, Algerhese	Italy	Europe-Southern	23,000	88%		Catalan	Christianity	
	Cimbrian	Italy	Europe-Southern	2,400	88%		Cimbrian	Christianity	
	Colombian, Mestizo	Italy	Europe-Southern	18,000	94%		Spanish	Christianity	
	Corsican	Italy	Europe-Southern	6,100	80%		Corsican	Christianity	
	Croat	Italy	Europe-Southern	17,000	92%		Croatian	Christianity	
13 Sep.	Cuban	Italy	Europe-Southern	18,000	55%		Spanish	Christianity	
	Czech	Italy	Europe-Southern	5,600	26%		Czech	Non-Religious	
	Deaf	Italy	Europe-Southern	121,000	82.38%		Italian Sign Lang.	Christianity	
	Dolomite, Ladino	Italy	Europe-Southern	36,000	82%		Ladin	Christianity	
	Dominicans	Italy	Europe-Southern	26,000	94%		Spanish	Christianity	
14 Sep.	Dutch	Italy	Europe-Southern	7,400	48%		Dutch	Non-Religious	
	Ecuadorian	Italy	Europe-Southern	83,000	94%		Spanish	Christianity	
	Emilian	Italy	Europe-Southern	2,135,000	82%		Italian	Christianity	
	Ewe	Italy	Europe-Southern	4,600	84%		Ewe	Christianity	
	Filipino, Tagalog	Italy	Europe-Southern	141,000	92%		Tagalog	Christianity	
15 Sep.	Franco-Provencal	Italy	Europe-Southern	72,000	80%		Arpitan	Christianity	
	French	Italy	Europe-Southern	25,000	61%		French	Christianity	
	Friulian	Italy	Europe-Southern	283,000	83%		Friulian	Christianity	
	Fula Jalon	Italy	Europe-Southern	3,900	0.02%	FR	Pular	Islam	
	Georgian	Italy	Europe-Southern	9,200	85%		Georgian	Christianity	






Daily Prayer Guide for all People Groups & Unreached People Groups of Europe									Page 42
Pray Daily:	People Group Name:	Country Name:	Area-Region Name:	People Group Population:	%Percent Christian:	LR FR	Primary Language:	Primary Religion:	People Group Photos:
16 Sep.	German	Italy	Europe-Southern	36,000	64%		German, Standard	Christianity	
	German Swiss	Italy	Europe-Southern	8,000	76%		German, Swiss	Christianity	
	Greek	Italy	Europe-Southern	5,800	91%		Greek	Christianity	
	Han Chinese, Mandarin	Italy	Europe-Southern	225,000	8%		Chinese, Mandarin	Non-Religious	
	Hungarian	Italy	Europe-Southern	6,900	85%		Hungarian	Christianity	
17 Sep.	Italian	Italy	Europe-Southern	32,192,000	87%		Italian	Christianity	
	Italian, Sicilian	Italy	Europe-Southern	4,429,000	81%		Sicilian	Christianity	
	Japanese	Italy	Europe-Southern	6,300	1.50%	LR	Japanese	Buddhism	
	Jew, Italian	Italy	Europe-Southern	28,000	0.50%	LR	Judeo-Italian	Judaism	
	Kazakh	Italy	Europe-Southern	1,300	0.20%	LR	Kazakh	Islam	
18 Sep.	Kurd, Kurmanji	Italy	Europe-Southern	12,000	2%	LR	Kurdish, Northern	Islam	
	Kyrgyz	Italy	Europe-Southern	900	0.20%	LR	Kyrgyz	Islam	
	Ligurian	Italy	Europe-Southern	471,000	85%		Ligurian	Christianity	
	Lombard	Italy	Europe-Southern	3,251,000	85%		Lombard	Christianity	
	Macedonian	Italy	Europe-Southern	77,000	66%		Macedonian	Christianity	
19 Sep.	Maltese	Italy	Europe-Southern	30,000	97%		Maltese	Christianity	
	Mauritian	Italy	Europe-Southern	7,500	51%		Morisyen	Christianity	
	Mocheno	Italy	Europe-Southern	2,100	60%		Mocheno	Christianity	
	Moldavian	Italy	Europe-Southern	141,000	70%		Romanian	Christianity	
	Mossi	Italy	Europe-Southern	14,000	30%		Moore	Islam	
20 Sep.	Persian	Italy	Europe-Southern	7,300	0.50%	LR	Persian, Iranian	Islam	
	Peruvian	Italy	Europe-Southern	100,000	95%		Spanish	Christianity	
	Piedmontese	Italy	Europe-Southern	705,000	80%		Piemontese	Christianity	
	Polish	Italy	Europe-Southern	89,000	88%		Polish	Christianity	
	Pomak	Italy	Europe-Southern	2,400	0%	FR	Bulgarian	Islam	
21 Sep.	Provençal, Occitani	Italy	Europe-Southern	107,000	82%		Occitan	Christianity	
	Rhaeto-Romansch	Italy	Europe-Southern	23,000	85%		Romansh	Christianity	
	Romani, Balkan	Italy	Europe-Southern	61,000	60%		Romani, Balkan	Christianity	
	Romani, Italian	Italy	Europe-Southern	24,000	70%		Italian	Christianity	
	Romani, Sinte	Italy	Europe-Southern	15,000	80%		Romani, Sinte	Christianity	
22 Sep.	Romani, Vlax	Italy	Europe-Southern	3,800	80%		Romani, Vlax	Christianity	
	Romanian	Italy	Europe-Southern	940,000	97%		Romanian	Christianity	
	Russian	Italy	Europe-Southern	31,000	67%		Russian	Christianity	
	Salvadorians	Italy	Europe-Southern	11,000	92%		Spanish	Christianity	
	Sardinian, Campidanese	Italy	Europe-Southern	514,000	80%		Sardinian, Campidanese	Christianity	






Daily Prayer Guide for all People Groups & Unreached People Groups of Europe									Page 43
Pray Daily:	People Group Name:	Country Name:	Area-Region Name:	People Group Population:	%Percent Christian:	LR FR	Primary Language:	Primary Religion:	People Group Photos:
23 Sep.	Sardinian, Logudorese	Italy	Europe-Southern	537,000	80%		Sardinian, Logudorese	Christianity	
	Sardinian, Sard	Italy	Europe-Southern	183,000	84%		Italian	Christianity	
	Sardinian, Sassarese	Italy	Europe-Southern	107,000	80%		Sardinian, Sassarese	Christianity	
	Sardinian, Tempiese	Italy	Europe-Southern	107,000	80%		Sardinian, Gallurese	Christianity	
	Sinhalese	Italy	Europe-Southern	60,000	2%	LR	Sinhala	Buddhism	
24 Sep.	Slavomolisano	Italy	Europe-Southern	2,000	90%		Slavomolisano	Christianity	
	Slovak	Italy	Europe-Southern	7,900	90%		Slovak	Christianity	
	Slovene	Italy	Europe-Southern	2,500	54%		Slovene	Christianity	
	Somali	Italy	Europe-Southern	5,300	0%	FR	Somali	Islam	
	South Asian, Bengali	Italy	Europe-Southern	93,000	4%	LR	Bengali	Islam	
25 Sep.	South Asian, general	Italy	Europe-Southern	424,000	4%	LR	Urdu	Islam	
	Spaniard	Italy	Europe-Southern	17,000	77%		Spanish	Christianity	
	Tajik	Italy	Europe-Southern	4,800	1%	LR	Tajik	Islam	
	Tamil, Hindu	Italy	Europe-Southern	30,000	6%		Tamil	Hinduism	
	Thai	Italy	Europe-Southern	5,400	0.50%	LR	Thai	Buddhism	
26 Sep.	Tigrai, Tigrinya	Italy	Europe-Southern	8,800	92%		Tigrigna	Christianity	
	Turk	Italy	Europe-Southern	18,000	0%	FR	Turkish	Islam	
	Ukrainian	Italy	Europe-Southern	193,000	79%		Ukrainian	Christianity	
	Uzbek, Northern	Italy	Europe-Southern	1,200	0%	FR	Uzbek, Northern	Islam	
	Venetian	Italy	Europe-Southern	3,581,000	82%		Venetian	Christianity	
27 Sep.	Venezualan	Italy	Europe-Southern	5,200	86%		Spanish	Christianity	
	Vietnamese	Italy	Europe-Southern	1,000	7%		Vietnamese	Buddhism	
	Walser	Italy	Europe-Southern	3,600	90%		Walser	Christianity	
	Wolof	Italy	Europe-Southern	81,000	0%	FR	Wolof	Islam	
	Yoruba	Italy	Europe-Southern	57,000	60%		Yoruba	Christianity	
28 Sep.	Anglo-Australian	Malta	Europe-Southern	600	73%		English	Christianity	
	Arab	Malta	Europe-Southern	2,200	72%		Arabic, Egyptian	Christianity	
	British	Malta	Europe-Southern	6,900	62%		English	Christianity	
	Deaf	Malta	Europe-Southern	900	96.82%		Maltese Sign Lang.	Christianity	
	Italian	Malta	Europe-Southern	1,000	81%		Italian	Christianity	
29 Sep.	Jew, Maltese	Malta	Europe-Southern	?	0%	FR	Maltese	Judaism	
	Maltese	Malta	Europe-Southern	411,000	97.80%		Maltese	Christianity	
	Somali	Malta	Europe-Southern	1,100	0%	FR	Somali	Islam	
	Tigrai, Tigrinya	Malta	Europe-Southern	600	90%		Tigrigna	Christianity	
	Turk	Malta	Europe-Southern	800	0%	FR	Turkish	Islam	






Daily Prayer Guide for all People Groups & Unreached People Groups of Europe									Page 44
Pray Daily:	People Group Name:	Country Name:	Area-Region Name:	People Group Population:	%Percent Christian:	LR FR	Primary Language:	Primary Religion:	People Group Photos:
30 Sep.	Arab	Monaco	Europe-Southern	200	21%		Arabic, Moroccan	Islam	
	British	Monaco	Europe-Southern	400	60%		English	Christianity	
	Deaf	Monaco	Europe-Southern	?	84.70%		Language unknown	Christianity	
	Flemish	Monaco	Europe-Southern	400	68%		Vlaams	Christianity	
	French	Monaco	Europe-Southern	11,000	84.60%		French	Christianity	
1 Oct.	German	Monaco	Europe-Southern	1,000	66%		German, Standard	Christianity	
	Greek	Monaco	Europe-Southern	300	95%		Greek	Christianity	
	Italian	Monaco	Europe-Southern	7,400	82%		Italian	Christianity	
	Jew, French	Monaco	Europe-Southern	700	0%	FR	French	Judaism	
	Ligurian	Monaco	Europe-Southern	8,100	90%		Ligurian	Christianity	
2 Oct.	Portuguese	Monaco	Europe-Southern	700	90%		Portuguese	Christianity	
	Provençal	Monaco	Europe-Southern	7,700	85%		Occitan	Christianity	
	Russian	Monaco	Europe-Southern	400	70%		Russian	Christianity	
	Spaniard	Monaco	Europe-Southern	300	77%		Spanish	Christianity	
3 Oct.	Americans, U.S.	Portugal	Europe-Southern	2,200	80%		English	Christianity	
	Anglo-Canadian	Portugal	Europe-Southern	1,100	75%		English	Christianity	
	Angolan Mestico	Portugal	Europe-Southern	24,000	94%		Portuguese	Christianity	
	Arab, Lebanese	Portugal	Europe-Southern	20,000	32%		Arabic, N. Levantine	Islam	
	Asturian	Portugal	Europe-Southern	9,700	90%		Asturian	Christianity	
4 Oct.	Brazilian, general	Portugal	Europe-Southern	99,000	92%		Portuguese	Christianity	
	British	Portugal	Europe-Southern	14,000	60%		English	Christianity	
	Bulgarian	Portugal	Europe-Southern	4,700	78%		Bulgarian	Christianity	
	Cape Verdean	Portugal	Europe-Southern	36,000	95%		Portuguese	Christianity	
	Chinese, general	Portugal	Europe-Southern	11,000	9%		Chinese, Mandarin	Non-Religious	
5 Oct.	Crioulo, Upper Guinea	Portugal	Europe-Southern	24,000	55%		Guinea-Bissau Creole	Christianity	
	Deaf	Portugal	Europe-Southern	20,000	94.40%		Portuguese Sign Lang.	Christianity	
	Dutch	Portugal	Europe-Southern	3,300	46%		Dutch	Non-Religious	
	Extremaduran	Portugal	Europe-Southern	1,500	83%		Extremaduran	Christianity	
	French	Portugal	Europe-Southern	10,000	61%		French	Christianity	
6 Oct.	Galician	Portugal	Europe-Southern	15,000	95%		Galician	Christianity	
	German	Portugal	Europe-Southern	7,900	64%		German, Standard	Christianity	
	Greek	Portugal	Europe-Southern	1,500	91%		Greek	Christianity	
	Guinea-Bissau, gen.	Portugal	Europe-Southern	15,000	11%		Portuguese	Islam	
	Gujarati	Portugal	Europe-Southern	20,000	0.50%	LR	Gujarati	Hinduism	
	Irish	Portugal	Europe-Southern	1,200	94%		English	Christianity	








Daily Prayer Guide for all People Groups & Unreached People Groups of Europe									Page 45
Pray Daily:	People Group Name:	Country Name:	Area-Region Name:	People Group Population:	%Percent Christian:	LR FR	Primary Language:	Primary Religion:	People Group Photos:
7 Oct.	Italian	Portugal	Europe-Southern	2,300	82%		Italian	Christianity	
	Japanese	Portugal	Europe-Southern	700	1.50%	LR	Japanese	Buddhism	
	Jew, Portuguese	Portugal	Europe-Southern	600	0%	FR	Portuguese	Judaism	
	Mestico, Mozambican	Portugal	Europe-Southern	3,400	48%		Portuguese	Christianity	
	Mestico, Saotomense	Portugal	Europe-Southern	9,500	87%		Saotomense	Christianity	
8 Oct.	Minderico	Portugal	Europe-Southern	500	70%		Portuguese	Christianity	
	Mirandes	Portugal	Europe-Southern	14,000	96%		Mirandese	Christianity	
	Moldavian	Portugal	Europe-Southern	13,000	70%		Romanian	Christianity	
	Moroccan, Arabic	Portugal	Europe-Southern	5,800	0.40%	LR	Arabic, Moroccan	Islam	
	Portuguese	Portugal	Europe-Southern	9,474,000	95%		Portuguese	Christianity	
9 Oct.	Romani, Calo	Portugal	Europe-Southern	5,100	90%		Calo	Christianity	
	Romani, Portuguese	Portugal	Europe-Southern	73,000	90%		Portuguese	Christianity	
	Romani, Vlax	Portugal	Europe-Southern	600	85%		Romani, Vlax	Christianity	
	Romanian	Portugal	Europe-Southern	22,000	98%		Romanian	Christianity	
	Russian	Portugal	Europe-Southern	4,100	77%		Russian	Christianity	
10 Oct.	South Asian, general	Portugal	Europe-Southern	79,000	5%	LR	Hindi	Hinduism	
	Spaniard	Portugal	Europe-Southern	8,600	77%		Spanish	Christianity	
	Swiss, Portuguese sp.	Portugal	Europe-Southern	1,500	76%		Portuguese	Christianity	
	Timorese	Portugal	Europe-Southern	2,900	100%		Uab Meto	Christianity	
	Turk	Portugal	Europe-Southern	700	0%	FR	Turkish	Islam	
11 Oct.	Ukrainian	Portugal	Europe-Southern	49,000	82%		Ukrainian	Christianity	
	Venezualan	Portugal	Europe-Southern	2,400	85%		Spanish	Christianity	
	Italian	San Marino	Europe-Southern	33,000	84%		Italian	Christianity	
	Albanian	Spain	Europe-Southern	1,700	14%		Albanian, Tosk	Islam	
	Algerian, Arabic	Spain	Europe-Southern	60,000	1%	LR	Arabic, Algerian	Islam	
12 Oct.	Americans, U.S.	Spain	Europe-Southern	26,000	75%		English	Christianity	
	Amhara, Ethiopian	Spain	Europe-Southern	800	80%		Amharic	Christianity	
	Anglo-Australian	Spain	Europe-Southern	1,800	65%		English	Christianity	
	Anglo-Canadian	Spain	Europe-Southern	2,900	78%		English	Christianity	
	Anglo-New Zealander	Spain	Europe-Southern	600	51%		English	Christianity	
13 Oct.	Anusim, Crypto-Jew	Spain	Europe-Southern	257,000	75%		Spanish	Christianity	
	Arab, Egyptian	Spain	Europe-Southern	3,000	14%		Arabic, Egyptian	Islam	
	Arab, Iraqi	Spain	Europe-Southern	900	5%	LR	Arabic, Mesopot.	Islam	
	Arab, Jordanian	Spain	Europe-Southern	1,100	5%	LR	Arabic, S. Levantine	Islam	
	Arab, Lebanese	Spain	Europe-Southern	1,300	32%		Arabic, N. Levantine	Islam	








Daily Prayer Guide for all People Groups & Unreached People Groups of Europe									Page 46
Pray Daily:	People Group Name:	Country Name:	Area-Region Name:	People Group Population:	%Percent Christian:	LR FR	Primary Language:	Primary Religion:	People Group Photos:
14 Oct.	Arab, Syrian	Spain	Europe-Southern	2,400	10%		Arabic, N. Levantine	Islam	
	Arab, Tunisian	Spain	Europe-Southern	2,000	2%	LR	Arabic, Tunisian	Islam	
	Aragonese	Spain	Europe-Southern	2,307,000	82%		Aragonese	Christianity	
	Argentinian, White	Spain	Europe-Southern	106,000	95%		Spanish	Christianity	
	Armenian	Spain	Europe-Southern	11,000	94%		Armenian	Christianity	
15 Oct.	Asturian	Spain	Europe-Southern	577,000	84%		Asturian	Christianity	
	Austrian, Bavarian	Spain	Europe-Southern	9,300	85%		Bavarian	Christianity	
	Basque	Spain	Europe-Southern	2,533,000	85%		Basque	Christianity	
	Belarusian	Spain	Europe-Southern	3,600	65%		Belarusian	Christianity	
	Berber, Canary Islands	Spain	Europe-Southern	948,000	85%		Spanish	Christianity	
16 Oct.	Black African, general	Spain	Europe-Southern	154,000	75%		Spanish	Christianity	
	Bolivian, Mestizo	Spain	Europe-Southern	185,000	92%		Spanish	Christianity	
	Bosniak	Spain	Europe-Southern	1,400	0.06%	FR	Bosnian	Islam	
	Brazilian, White	Spain	Europe-Southern	89,000	90%		Portuguese	Christianity	
	British	Spain	Europe-Southern	314,000	60%		English	Christianity	
17 Oct.	Bulgarian	Spain	Europe-Southern	152,000	80%		Bulgarian	Christianity	
	Cape Verdean	Spain	Europe-Southern	3,100	95%		Kabuverdianu	Christianity	
	Catalonian	Spain	Europe-Southern	3,778,000	82%		Catalan	Christianity	
	Chilean	Spain	Europe-Southern	38,000	90%		Spanish	Christianity	
	Colombian, Mestizo	Spain	Europe-Southern	252,000	90%		Spanish	Christianity	
18 Oct.	Costa Rican	Spain	Europe-Southern	1,800	95%		Spanish	Christianity	
	Croat	Spain	Europe-Southern	1,400	92%		Croatian	Christianity	
	Cuban	Spain	Europe-Southern	54,000	57%		Spanish	Christianity	
	Czech	Spain	Europe-Southern	8,300	26%		Czech	Non-Religious	
	Danish	Spain	Europe-Southern	11,000	85%		Danish	Christianity	
19 Oct.	Deaf	Spain	Europe-Southern	93,000	77.13%		Spanish Sign Lang.	Christianity	
	Dominicans	Spain	Europe-Southern	92,000	90%		Spanish	Christianity	
	Dutch	Spain	Europe-Southern	46,000	47%		Dutch	Non-Religious	
	Ecuadorian, Mestizo	Spain	Europe-Southern	319,000	90%		Spanish	Christianity	
	Estonian	Spain	Europe-Southern	1,500	40%		Estonian, Standard	Non-Religious	
20 Oct.	Extremaduran	Spain	Europe-Southern	1,269,000	83%		Extremaduran	Christianity	
	Fa D'ambu	Spain	Europe-Southern	600	40%		Fa D'ambu	Ethnic Religions	
	Fala	Spain	Europe-Southern	11,000	95%		Fala	Christianity	
	Filipino, Tagalog	Spain	Europe-Southern	31,000	92%		Tagalog	Christianity	
	Finnish	Spain	Europe-Southern	11,000	84%		Finnish	Christianity	





Daily Prayer Guide for all People Groups & Unreached People Groups of Europe									Page 47
Pray Daily:	People Group Name:	Country Name:	Area-Region Name:	People Group Population:	%Percent Christian:	LR FR	Primary Language:	Primary Religion:	People Group Photos:
21 Oct.	Flemish	Spain	Europe-Southern	29,000	66%		Vlaams	Christianity	
	French	Spain	Europe-Southern	102,000	61%		French	Christianity	
	Galician	Spain	Europe-Southern	2,357,000	80%		Galician	Christianity	
	Gascon	Spain	Europe-Southern	6,500	90%		Occitan	Christianity	
	Georgian	Spain	Europe-Southern	10,000	85%		Georgian	Christianity	
22 Oct.	German	Spain	Europe-Southern	154,000	64%		German, Standard	Christianity	
	German Swiss	Spain	Europe-Southern	15,000	57%		German, Swiss	Christianity	
	Greek	Spain	Europe-Southern	3,900	91%		Greek	Christianity	
	Guatemalan White	Spain	Europe-Southern	3,900	94%		Spanish	Christianity	
	Han Chinese, Mandarin	Spain	Europe-Southern	172,000	8%		Chinese, Mandarin	Non-Religious	
23 Oct.	Honduran	Spain	Europe-Southern	32,000	92%		Spanish	Christianity	
	Icelander	Spain	Europe-Southern	1,000	85%		Icelandic	Christianity	
	Irish	Spain	Europe-Southern	14,000	92%		English	Christianity	
	Italian	Spain	Europe-Southern	179,000	82%		Italian	Christianity	
	Japanese	Spain	Europe-Southern	5,500	1.50%	LR	Japanese	Buddhism	
24 Oct.	Jew, Spanish	Spain	Europe-Southern	900	0.50%	LR	Ladino	Judaism	
	Jew, Spanish Speaking	Spain	Europe-Southern	11,000	0.50%	LR	Spanish	Judaism	
	Kazakh	Spain	Europe-Southern	1,000	1%	LR	Kazakh	Islam	
	Korean	Spain	Europe-Southern	3,200	31%		Korean	Christianity	
	Kurd, Kurmanji	Spain	Europe-Southern	900	0%	FR	Kurdish, Northern	Islam	
25 Oct.	Latin American, general	Spain	Europe-Southern	50,000	90%		Spanish	Christianity	
	Latin American, Mestizo	Spain	Europe-Southern	507,000	87%		Spanish	Christianity	
	Latvian	Spain	Europe-Southern	3,700	55%		Latvian, Standard	Christianity	
	Lithuanian	Spain	Europe-Southern	20,000	85%		Lithuanian	Christianity	
	Luxembourger	Spain	Europe-Southern	500	75%		Luxembourgish	Christianity	
26 Oct.	Macedonian	Spain	Europe-Southern	500	85%		Macedonian	Christianity	
	Mexican	Spain	Europe-Southern	24,000	92%		Spanish	Christianity	
	Moldavian	Spain	Europe-Southern	18,000	72%		Romanian	Christianity	
	Moor	Spain	Europe-Southern	11,000	0%	FR	Hassaniyya	Islam	
	Moroccan, Arabic	Spain	Europe-Southern	780,000	0.10%	FR	Arabic, Moroccan	Islam	
27 Oct.	Nicaraguan, Mestizo	Spain	Europe-Southern	15,000	95%		Spanish	Christianity	
	Norwegian	Spain	Europe-Southern	16,000	91%		Norwegian	Christianity	
	Panamanian, Mestizo	Spain	Europe-Southern	2,000	95%		Spanish	Christianity	
	Paraguayan, Guarani	Spain	Europe-Southern	78,000	92%		Guarani, Paraguayan	Christianity	
	Persian	Spain	Europe-Southern	2,700	2%	LR	Persian, Iranian	Islam	






Daily Prayer Guide for all People Groups & Unreached People Groups of Europe									Page 48
Pray Daily:	People Group Name:	Country Name:	Area-Region Name:	People Group Population:	%Percent Christian:	LR FR	Primary Language:	Primary Religion:	People Group Photos:
28 Oct.	Peruvian	Spain	Europe-Southern	125,000	92%		Spanish	Christianity	
	Polish	Spain	Europe-Southern	76,000	90%		Polish	Christianity	
	Portuguese	Spain	Europe-Southern	123,000	94%		Portuguese	Christianity	
	Romani, Calo	Spain	Europe-Southern	40,000	90%		Calo	Christianity	
	Romani, Spanish	Spain	Europe-Southern	746,000	82%		Spanish	Christianity	
29 Oct.	Romani, Vlax	Spain	Europe-Southern	1,100	85%		Romani, Vlax	Christianity	
	Romanian	Spain	Europe-Southern	804,000	97%		Romanian	Christianity	
	Russian	Spain	Europe-Southern	55,000	67%		Russian	Christianity	
	Saint Lucian	Spain	Europe-Southern	700	95%		St.LucianCreoleFrench	Christianity	
	Salvadorians	Spain	Europe-Southern	6,200	90%		Spanish	Christianity	
30 Oct.	Serb	Spain	Europe-Southern	3,100	78%		Serbian	Christianity	
	Slovak	Spain	Europe-Southern	7,800	94%		Slovak	Christianity	
	Slovene	Spain	Europe-Southern	1,200	52%		Slovene	Christianity	
	South Asian, general	Spain	Europe-Southern	126,000	5%	LR	Urdu	Islam	
	Spaniard	Spain	Europe-Southern	25,932,000	77%		Spanish	Christianity	
31 Oct.	Swedish	Spain	Europe-Southern	20,000	57%		Swedish	Christianity	
	Thai	Spain	Europe-Southern	1,400	2%	LR	Thai	Buddhism	
	Turk	Spain	Europe-Southern	2,900	0%	FR	Turkish	Islam	
	Ukranian	Spain	Europe-Southern	85,000	79%		Ukrainian	Christianity	
	Uruguayan, White	Spain	Europe-Southern	37,000	70%		Spanish	Christianity	
1 Nov.	Valencian	Spain	Europe-Southern	13,000	96%		Catalan	Christianity	
	Venezualan	Spain	Europe-Southern	54,000	88%		Spanish	Christianity	
	Vietnamese	Spain	Europe-Southern	500	8%		Vietnamese	Buddhism	
	Italian, other	Vatican City	Europe-Southern	800	100%		Italian	Christianity	
2 Nov.	Abnaki-Penobscot	Canada	N. Atlantic & Canada	2,700	97%		French	Christianity	
	Acadian, Cajun	Canada	N. Atlantic & Canada	29,000	97%		French	Christianity	
	Afghani, general	Canada	N. Atlantic & Canada	59,000	0%	FR	Dari	Islam	
	African-American	Canada	N. Atlantic & Canada	134,000	94%		English	Christianity	
	Afrikaner	Canada	N. Atlantic & Canada	10,000	91%		Afrikaans	Christianity	
	Afro-Antiguan	Canada	N. Atlantic & Canada	1,600	92%		English	Christianity	
3 Nov.	Afro-Caribbean, other	Canada	N. Atlantic & Canada	111,000	92%		English	Christianity	
	Afro-Grenadian	Canada	N. Atlantic & Canada	7,600	70%		Grenadian English Creole	Christianity	
	Afro-Guyanese	Canada	N. Atlantic & Canada	36,000	83%		Guyanese English Creole	Christianity	
	Afro-Vincentian	Canada	N. Atlantic & Canada	5,500	85%		Vincentian English Creole	Christianity	
	Akan	Canada	N. Atlantic & Canada	600	70%		Akan	Christianity	








Daily Prayer Guide for all People Groups & Unreached People Groups of Europe									Page 49
Pray Daily:	People Group Name:	Country Name:	Area-Region Name:	People Group Population:	%Percent Christian:	LR FR	Primary Language:	Primary Religion:	People Group Photos:
4 Nov.	Albanian	Canada	N. Atlantic & Canada	2,000	32%		Albanian, Gheg	Islam	
	Albanian, general	Canada	N. Atlantic & Canada	24,000	48%		Albanian, Tosk	Christianity	
	Algerian, Arabic	Canada	N. Atlantic & Canada	68,000	1%	LR	Arabic, Algerian	Islam	
	Algonquin	Canada	N. Atlantic & Canada	7,100	96%		Algonquin	Christianity	
	Americans, U.S.	Canada	N. Atlantic & Canada	334,000	87%		English	Christianity	
5 Nov.	Amerindian, Detribalized	Canada	N. Atlantic & Canada	148,000	90%		English	Christianity	
	Amhara, Ethiopian	Canada	N. Atlantic & Canada	800	77%		Amharic	Christianity	
	Amish	Canada	N. Atlantic & Canada	18,000	99%		German, Pennsylvania	Christianity	
	Anglo-Australian	Canada	N. Atlantic & Canada	4,600	70%		English	Christianity	
	Anglo-Canadian	Canada	N. Atlantic & Canada	16,047,000	80%		English	Christianity	
6 Nov.	Anglo-New Zealander	Canada	N. Atlantic & Canada	1,600	76%		English	Christianity	
	Antiguan, mixed	Canada	N. Atlantic & Canada	1,500	91%		Leeward Carib.Eng.Creole	Christianity	
	Arab, Arabic Gulf	Canada	N. Atlantic & Canada	78,000	2%	LR	Arabic, Gulf Spoken	Islam	
	Arab, Egyptian	Canada	N. Atlantic & Canada	37,000	56%		Arabic, Egyptian	Christianity	
	Arab, Iraqi	Canada	N. Atlantic & Canada	72,000	65%		Arabic, Mesopotamian	Christianity	
7 Nov.	Arab, Jordanian	Canada	N. Atlantic & Canada	14,000	67%		Arabic, S. Levantine	Christianity	
	Arab, Lebanese	Canada	N. Atlantic & Canada	151,000	70%		Arabic, N. Levantine	Christianity	
	Arab, Libyan	Canada	N. Atlantic & Canada	5,600	0%	LR	Arabic, Libyan	Islam	
	Arab, Northern Yemeni	Canada	N. Atlantic & Canada	6,700	0%	LR	Arabic, Sanaani	Islam	
	Arab, Palestinian	Canada	N. Atlantic & Canada	45,000	24%		Arabic, S. Levantine	Islam	
8 Nov.	Arab, Saudi - Najdi	Canada	N. Atlantic & Canada	5,600	0%	LR	Arabic, Najdi	Islam	
	Arab, Sudanese	Canada	N. Atlantic & Canada	13,000	3%	LR	Arabic, Sudanese	Islam	
	Arab, Syrian	Canada	N. Atlantic & Canada	78,000	57%		Arabic, N. Levantine	Christianity	
	Arab, Tunisian	Canada	N. Atlantic & Canada	26,000	0%	FR	Arabic, Tunisian	Islam	
	Arab-Middle Eastern,gen,	Canada	N. Atlantic & Canada	66,000	37%		English	Islam	
9 Nov.	Argentinian, White	Canada	N. Atlantic & Canada	4,200	96%		Spanish	Christianity	
	Armenian	Canada	N. Atlantic & Canada	33,000	90%		Armenian, Western	Christianity	
	Assiniboin	Canada	N. Atlantic & Canada	3,000	96%		Assiniboine	Christianity	
	Assyrian	Canada	N. Atlantic & Canada	38,000	100%		Assyrian Neo-Aramaic	Christianity	
	Atikamek	Canada	N. Atlantic & Canada	6,500	96%		Atikamekw	Christianity	
10 Nov.	Austrian, Bavarian	Canada	N. Atlantic & Canada	24,000	90%		Bavarian	Christianity	
	Azerbaijani, Azeri Turk	Canada	N. Atlantic & Canada	24,000	0%	LR	Azerbaijani, South	Islam	
	Babine	Canada	N. Atlantic & Canada	3,600	97%		Babine	Christianity	
	Baganda	Canada	N. Atlantic & Canada	2,400	84%		Ganda	Christianity	
	Baggara, Shuwa Arab	Canada	N. Atlantic & Canada	700	4%	LR	Arabic, Chadian	Islam	






Daily Prayer Guide for all People Groups & Unreached People Groups of Europe									Page 50
Pray Daily:	People Group Name:	Country Name:	Area-Region Name:	People Group Population:	%Percent Christian:	LR FR	Primary Language:	Primary Religion:	People Group Photos:
11 Nov.	Bahamian	Canada	N. Atlantic & Canada	600	90%		English	Christianity	
	Bambara	Canada	N. Atlantic & Canada	3,500	4%	LR	Bamanankan	Islam	
	Barbadian	Canada	N. Atlantic & Canada	12,000	97%		English	Christianity	
	Basque	Canada	N. Atlantic & Canada	800	91%		Basque	Christianity	
	Baule	Canada	N. Atlantic & Canada	3,600	56%		Baoule	Christianity	
12 Nov.	Beaver, Tsattine	Canada	N. Atlantic & Canada	1,600	96%		Beaver	Christianity	
	Belarusian	Canada	N. Atlantic & Canada	5,400	77%		Belarusian	Christianity	
	Bella Coola	Canada	N. Atlantic & Canada	1,700	98%		English	Christianity	
	Bemba	Canada	N. Atlantic & Canada	800	94%		Bemba	Christianity	
	Berber, Imazighen	Canada	N. Atlantic & Canada	37,000	0%	LR	Tamazight, Cent. Atlas	Islam	
13 Nov.	Berber, Kabyle	Canada	N. Atlantic & Canada	17,000	4%	LR	Amazigh	Islam	
	Black African, general	Canada	N. Atlantic & Canada	345,000	74%		Swahili	Christianity	
	Blackfoot	Canada	N. Atlantic & Canada	18,000	96%		Blackfoot	Christianity	
	Bolivian, Mestizo	Canada	N. Atlantic & Canada	1,800	90%		Spanish	Christianity	
	Bosniak	Canada	N. Atlantic & Canada	92,000	0%	FR	Bosnian	Islam	
14 Nov.	Brazilian, general	Canada	N. Atlantic & Canada	8,100	92%		Portuguese	Christianity	
	British	Canada	N. Atlantic & Canada	559,000	75%		English	Christianity	
	British, Scottish	Canada	N. Atlantic & Canada	1,100	55%		English	Christianity	
	Brunei Malay	Canada	N. Atlantic & Canada	5,100	1%	LR	Brunei	Islam	
	Bulgarian	Canada	N. Atlantic & Canada	19,000	79%		Bulgarian	Christianity	
15 Nov.	Burmese	Canada	N. Atlantic & Canada	4,200	0%	LR	Burmese	Buddhism	
	Cameroonian Creole, Detribal.	Canada	N. Atlantic & Canada	8,800	80%		French	Christianity	
	Cape Verdean	Canada	N. Atlantic & Canada	4,100	90%		Kabuverdianu	Christianity	
	Caribbean, other	Canada	N. Atlantic & Canada	15,000	87%		English	Christianity	
	Carrier	Canada	N. Atlantic & Canada	1,700	96%		Carrier	Christianity	
16 Nov.	Carrier, Southern	Canada	N. Atlantic & Canada	2,200	96%		Carrier, Southern	Christianity	
	Cayuga	Canada	N. Atlantic & Canada	3,800	92%		Cayuga	Christianity	
	Cebuano	Canada	N. Atlantic & Canada	20,000	96%		Cebuano	Christianity	
	Chilcotin	Canada	N. Atlantic & Canada	4,600	96%		Chilcotin	Christianity	
	Chilean	Canada	N. Atlantic & Canada	18,000	88%		Spanish	Christianity	
17 Nov.	Chinese, general	Canada	N. Atlantic & Canada	1,268,000	25%		Chinese, Mandarin	Ethnic Religions	
	Chinook Wawa	Canada	N. Atlantic & Canada	100	90%		English	Christianity	
	Chipewyan	Canada	N. Atlantic & Canada	13,000	96%		Dene	Christianity	
	Colombian	Canada	N. Atlantic & Canada	58,000	92%		Spanish	Christianity	
	Comox	Canada	N. Atlantic & Canada	2,000	92%		Comox	Christianity	






Daily Prayer Guide for all People Groups & Unreached People Groups of Europe									Page 51
Pray Daily:	People Group Name:	Country Name:	Area-Region Name:	People Group Population:	%Percent Christian:	LR FR	Primary Language:	Primary Religion:	People Group Photos:
18 Nov.	Costa Rican	Canada	N. Atlantic & Canada	2,600	93%		Spanish	Christianity	
	Cree, Eastern Inland	Canada	N. Atlantic & Canada	9,200	95%		Cree, Southern East	Christianity	
	Cree, French	Canada	N. Atlantic & Canada	700	97%		Michif	Christianity	
	Cree, Moose	Canada	N. Atlantic & Canada	7,600	97%		Cree, Moose	Christianity	
	Cree, Northern East	Canada	N. Atlantic & Canada	6,700	97%		Cree, Northern East	Christianity	
19 Nov.	Cree, Plains	Canada	N. Atlantic & Canada	80,000	97%		Cree, Plains	Christianity	
	Cree, Swampy	Canada	N. Atlantic & Canada	7,600	97%		Cree, Swampy	Christianity	
	Cree, Woods	Canada	N. Atlantic & Canada	80,000	96%		Cree, Woods	Christianity	
	Croat	Canada	N. Atlantic & Canada	54,000	91%		Croatian	Christianity	
	Cuban	Canada	N. Atlantic & Canada	7,200	68%		Spanish	Christianity	
20 Nov.	Cypriots, Greek	Canada	N. Atlantic & Canada	1,300	89%		Greek	Christianity	
	Czech	Canada	N. Atlantic & Canada	23,000	28%		Czech	Non-Religious	
	Dakota, Sioux	Canada	N. Atlantic & Canada	1,300	98%		Dakota	Christianity	
	Danish	Canada	N. Atlantic & Canada	33,000	94%		Danish	Christianity	
	Deaf	Canada	N. Atlantic & Canada	76,000	72%		American Sign Lang.	Christianity	
21 Nov.	Dinka, Southeastern	Canada	N. Atlantic & Canada	2,200	78%		Dinka, Southeastern	Christianity	
	Titidaht	Canada	N. Atlantic & Canada	1,000	90%		English	Christianity	
	Dogrib	Canada	N. Atlantic & Canada	3,900	95%		Tlicho	Christianity	
	Dominican	Canada	N. Atlantic & Canada	7,900	84%		Spanish	Christianity	
	Dutch	Canada	N. Atlantic & Canada	301,000	51%		Dutch	Christianity	
22 Nov.	Ecuadorian	Canada	N. Atlantic & Canada	12,000	93%		Spanish	Christianity	
	Eskimo, North Alaskan	Canada	N. Atlantic & Canada	7,600	96%		Inupiatun, N. Alaskan	Christianity	
	Eskimo, West. Canadian	Canada	N. Atlantic & Canada	400	90%		English	Christianity	
	Estonian	Canada	N. Atlantic & Canada	7,100	45%		Estonian, Standard	Non-Religious	
23 Nov.	European, general	Canada	N. Atlantic & Canada	150,000	68%		English	Christianity	
	Ewe	Canada	N. Atlantic & Canada	2,000	82%		Ewe	Christianity	
	Fijian	Canada	N. Atlantic & Canada	9,400	93%		Fijian	Christianity	
	Filipino, Tagalog	Canada	N. Atlantic & Canada	530,000	98%		Tagalog	Christianity	
	Finnish	Canada	N. Atlantic & Canada	28,000	87%		Finnish	Christianity	
	Flemish	Canada	N. Atlantic & Canada	9,200	90%		West Flemish	Christianity	
24 Nov.	Fon	Canada	N. Atlantic & Canada	1,300	62%		Fon	Christianity	
	French-Canadian	Canada	N. Atlantic & Canada	7,688,000	75%		French	Christianity	
	Frisian	Canada	N. Atlantic & Canada	900	84%		Frisian	Christianity	
	Fula Jalon	Canada	N. Atlantic & Canada	5,000	0%	FR	Pular	Islam	
	Fulfulde, Borgu	Canada	N. Atlantic & Canada	700	1%	LR	Fulfulde, Borgu	Islam	
	Georgian	Canada	N. Atlantic & Canada	800	94%		Georgian	Christianity	French-Canadian

Daily Prayer Guide for all People Groups & Unreached People Groups of Europe								Page 52	
Pray Daily:	People Group Name:	Country Name:	Area-Region Name:	People Group Population:	%Percent Christian:	LR FR	Primary Language:	Primary Religion:	People Group Photos:
25 Nov.	German	Canada	N. Atlantic & Canada	597,000	78%		German, Standard	Christianity	
	German Swiss	Canada	N. Atlantic & Canada	27,000	88%		German, Swiss	Christianity	
	Gitxsan	Canada	N. Atlantic & Canada	8,000	92%		Gitxsan	Christianity	
	Goanese	Canada	N. Atlantic & Canada	1,700	91%		Konkani, Goan	Christianity	
	Greek	Canada	N. Atlantic & Canada	148,000	95%		Greek	Christianity	
26 Nov.	Guatemalan White	Canada	N. Atlantic & Canada	13,000	94%		Spanish	Christianity	
	Gujarati	Canada	N. Atlantic & Canada	277,000	1%	LR	Gujarati	Hinduism	
	Gwich'in, Kutchin	Canada	N. Atlantic & Canada	2,200	96%		Gwich'in	Christianity	
	Haida	Canada	N. Atlantic & Canada	4,800	93%		English	Christianity	
	Haisla	Canada	N. Atlantic & Canada	1,800	92%		Haisla	Christianity	
27 Nov.	Haitian	Canada	N. Atlantic & Canada	114,000	95%		Haitian Creole	Christianity	
	Halkomelem	Canada	N. Atlantic & Canada	21,000	90%		Halkomelem	Christianity	
	Han Chinese, Hakka	Canada	N. Atlantic & Canada	5,900	2%	LR	Chinese, Hakka	Ethnic Religions	
	Han Chinese, Min Nan	Canada	N. Atlantic & Canada	14,000	10%		Chinese, Min Nan	Ethnic Religions	
	Han Chinese, Wu	Canada	N. Atlantic & Canada	13,000	15%		Chinese, Wu	Ethnic Religions	
28 Nov.	Han, Moosehide	Canada	N. Atlantic & Canada	300	50%		English	Christianity	
	Hazara	Canada	N. Atlantic & Canada	10,000	0%	FR	Hazaragi	Islam	
	Heiltsuk	Canada	N. Atlantic & Canada	2,700	91%		Heiltsuk	Christianity	
	Hiligaynon	Canada	N. Atlantic & Canada	7,000	86%		Hiligaynon	Christianity	
	Hindi	Canada	N. Atlantic & Canada	291,000	1%	LR	Hindi	Hinduism	
29 Nov.	Hmong Daw	Canada	N. Atlantic & Canada	600	20%		Hmong Daw	Ethnic Religions	
	Honduran	Canada	N. Atlantic & Canada	4,900	93%		Spanish	Christianity	
	Hungarian	Canada	N. Atlantic & Canada	84,000	90%		Hungarian	Christianity	
	Hutterite	Canada	N. Atlantic & Canada	38,000	95%		Hutterisch	Christianity	
	Hutu, Rundi	Canada	N. Atlantic & Canada	4,700	90%		Rundi	Christianity	
30 Nov.	Hutu, Rwandese	Canada	N. Atlantic & Canada	5,100	84%		Kinyarwanda	Christianity	
	Icelander	Canada	N. Atlantic & Canada	9,600	94%		Icelandic	Christianity	
	Igbo	Canada	N. Atlantic & Canada	1,900	93%		Igbo	Christianity	
	Ilocano	Canada	N. Atlantic & Canada	20,000	99%		Ilocano	Christianity	
	Indonesian	Canada	N. Atlantic & Canada	4,200	15%		Indonesian	Islam	
1 Dec.	Inuit	Canada	N. Atlantic & Canada	45,000	55%		Inuinnaqtun	Christianity	
	Inuit, Eastern Canadian	Canada	N. Atlantic & Canada	37,000	96%		Inuktitut, E. Canadian	Christianity	
	Irish	Canada	N. Atlantic & Canada	503,000	91%		English	Christianity	
	Irish, Gaelic-speaking	Canada	N. Atlantic & Canada	8,000	93%		Irish	Christianity	
	Italian	Canada	N. Atlantic & Canada	633,000	83%		Italian	Christianity	
	Italian, Sicilian	Canada	N. Atlantic & Canada	1,400	75%		Sicilian	Christianity	Irish

Daily Prayer Guide for all People Groups & Unreached People Groups of Europe								Page 53	
Pray Daily:	People Group Name:	Country Name:	Area-Region Name:	People Group Population:	%Percent Christian:	LR FR	Primary Language:	Primary Religion:	People Group Photos:
2 Dec.	Jamaican	Canada	N. Atlantic & Canada	150,000	90%		Jamaican English Creole	Christianity	
	Japanese	Canada	N. Atlantic & Canada	57,000	3%	LR	Japanese	Buddhism	
	Jat, Muslim	Canada	N. Atlantic & Canada	112,000	0%	FR	Punjabi, Western	Islam	
	Jat, Sikh	Canada	N. Atlantic & Canada	126,000	0%	LR	Punjabi, Eastern	Sikh	
	Jew, Eastern Yiddish	Canada	N. Atlantic & Canada	40,000	2%	LR	Yiddish, Eastern	Ethnic Religions	
3 Dec.	Jew, English-speaking	Canada	N. Atlantic & Canada	285,000	2%	LR	English	Ethnic Religions	
	Jew, Israeli	Canada	N. Atlantic & Canada	21,000	1%	LR	Hebrew	Ethnic Religions	
	Jew, Judeo-Moroccan	Canada	N. Atlantic & Canada	5,000	0%	FR	Arabic, Judeo-Moroccan	Ethnic Religions	
	Jew, Russian	Canada	N. Atlantic & Canada	101,000	0%	FR	Russian	Ethnic Religions	
	Jewish Tat, Mountain Jew	Canada	N. Atlantic & Canada	2,100	0%	FR	Judeo-Tat	Ethnic Religions	
4 Dec.	Jula, Dyula	Canada	N. Atlantic & Canada	3,000	1%	LR	Jula	Islam	
	Kashubian	Canada	N. Atlantic & Canada	10,000	91%		Kashubian	Christianity	
	Kaska	Canada	N. Atlantic & Canada	600	90%		Kaska	Christianity	
	Kazakh	Canada	N. Atlantic & Canada	3,300	0%	LR	Kazakh	Islam	
	Khmer	Canada	N. Atlantic & Canada	22,000	1%	LR	Khmer	Buddhism	
5 Dec.	Kikuyu	Canada	N. Atlantic & Canada	4,600	98%		Gikuyu	Christianity	
	Kongo, Tuba	Canada	N. Atlantic & Canada	21,000	80%		Kituba	Christianity	
	Korean	Canada	N. Atlantic & Canada	162,000	61%		Korean	Christianity	
	Kpelle, Liberia	Canada	N. Atlantic & Canada	1,200	40%		Kpelle, Liberia	Ethnic Religions	
	Kurd, Kurmanji	Canada	N. Atlantic & Canada	7,400	0%	FR	Kurdish, Northern	Islam	
6 Dec.	Kutenai	Canada	N. Atlantic & Canada	1,200	60%		Kutenai	Christianity	
	Kwakiutl	Canada	N. Atlantic & Canada	8,000	96%		Kwakwala	Christianity	
	Kyrgyz	Canada	N. Atlantic & Canada	1,100	0%	LR	Kyrgyz	Islam	
	Lakota	Canada	N. Atlantic & Canada	2,600	60%		Lakota	Christianity	
	Lao	Canada	N. Atlantic & Canada	14,000	5%		Lao	Buddhism	
7 Dec.	Latin American, general	Canada	N. Atlantic & Canada	299,000	92%		Spanish	Christianity	
	Latvian	Canada	N. Atlantic & Canada	7,600	99%		Latvian, Standard	Christianity	
	Lillooet	Canada	N. Atlantic & Canada	7,000	93%		Lillooet	Christianity	
	Lingala	Canada	N. Atlantic & Canada	3,500	92%		Lingala	Christianity	
	Lithuanian	Canada	N. Atlantic & Canada	11,000	85%		Lithuanian	Christianity	
	Macedonian	Canada	N. Atlantic & Canada	18,000	91%		Macedonian	Christianity	
8 Dec.	Malagasy	Canada	N. Atlantic & Canada	1,500	15%		Malagasy, Merina	Ethnic Religions	
	Malay	Canada	N. Atlantic & Canada	2,600	0%	LR	Malay	Islam	
	Malayali	Canada	N. Atlantic & Canada	19,000	6%		Malayalam	Hinduism	
	Maltese	Canada	N. Atlantic & Canada	13,000	98%		Maltese	Christianity	
	Maninka, Eastern	Canada	N. Atlantic & Canada	3,500	0%	FR	Maninkakan, Eastern	Islam	
	Manx	Canada	N. Atlantic & Canada	300	90%		English	Christianity	

Daily Prayer Guide for all People Groups & Unreached People Groups of Europe									Page 54
Pray Daily:	People Group Name:	Country Name:	Area-Region Name:	People Group Population:	%Percent Christian:	LR FR	Primary Language:	Primary Religion:	People Group Photos:
9 Dec.	Mauritian	Canada	N. Atlantic & Canada	2,700	55%		Morisyen	Christianity	
	Maya, Yucatan	Canada	N. Atlantic & Canada	1,100	89%		Maya, Yucatec	Christianity	
	Mende	Canada	N. Atlantic & Canada	1,100	11%		Mende	Islam	
	Mennonite	Canada	N. Atlantic & Canada	129,000	94%		Plautdietsch	Christianity	
	Mexican	Canada	N. Atlantic & Canada	47,000	92%		Spanish	Christianity	
10 Dec.	Micmac	Canada	N. Atlantic & Canada	18,000	97%		Mi'kmaq	Christianity	
	Mohawk	Canada	N. Atlantic & Canada	30,000	96%		Mohawk	Christianity	
	Moldavian	Canada	N. Atlantic & Canada	4,000	70%		Romanian	Christianity	
	Mongol, Khalka	Canada	N. Atlantic & Canada	1,600	2%	LR	Mongolian, Halh	Ethnic Religions	
	Montagnais	Canada	N. Atlantic & Canada	13,000	96%		Innu	Christianity	
11 Dec.	Montenegrin	Canada	N. Atlantic & Canada	800	80%		Serbian	Christianity	
	Montserratan	Canada	N. Atlantic & Canada	200	88%		Leeward Carib.Eng.Creole	Christianity	
	Moroccan, Arabic	Canada	N. Atlantic & Canada	105,000	0%	LR	Arabic, Moroccan	Islam	
	Mossi	Canada	N. Atlantic & Canada	1,100	29%		Moore	Islam	
	Munsee	Canada	N. Atlantic & Canada	500	70%		English	Christianity	
12 Dec.	Naskapi	Canada	N. Atlantic & Canada	700	70%		Naskapi	Christianity	
	Nass-Gitksian	Canada	N. Atlantic & Canada	5,700	96%		Nisga'a	Christianity	
	Nepali, general	Canada	N. Atlantic & Canada	8,300	4%	LR	Nepali	Hinduism	
	Nicaraguan, Mestizo	Canada	N. Atlantic & Canada	6,700	91%		Spanish	Christianity	
	North African, general	Canada	N. Atlantic & Canada	48,000	1%	LR	English	Islam	
13 Dec.	Norwegian	Canada	N. Atlantic & Canada	46,000	93%		Norwegian	Christianity	
	Nuu Chah Nulth, Nootka	Canada	N. Atlantic & Canada	8,000	92%		English	Christianity	
	Ojibwa, Central	Canada	N. Atlantic & Canada	9,000	60%		Ojibwa, Central	Christianity	
	Ojibwa, Eastern	Canada	N. Atlantic & Canada	32,000	96%		Ojibwa, Eastern	Christianity	
	Ojibwa, Northwestern	Canada	N. Atlantic & Canada	25,000	97%		Ojibwa, Northwest.	Christianity	
	Ojibwa, Severn	Canada	N. Atlantic & Canada	11,000	96%		Oji-Cree	Christianity	
14 Dec.	Ojibwa, Western	Canada	N. Atlantic & Canada	76,000	96%		Ojibwa, Western	Christianity	
	Okanagon	Canada	N. Atlantic & Canada	5,400	92%		Okanagan	Christianity	
	Oneida	Canada	N. Atlantic & Canada	3,500	93%		Oneida	Christianity	
	Onondaga	Canada	N. Atlantic & Canada	40	90%		Onondaga	Christianity	
	Oromo, Tulema / Selale	Canada	N. Atlantic & Canada	1,200	72%		Oromo, West Central	Christianity	
	Ottawa	Canada	N. Atlantic & Canada	68,000	65%		Ottawa	Christianity	
15 Dec.	Pampango	Canada	N. Atlantic & Canada	4,100	96%		Kapampangan	Christianity	
	Panamanian, Mestizo	Canada	N. Atlantic & Canada	1,100	90%		Spanish	Christianity	
	Paraguayan, Guarani	Canada	N. Atlantic & Canada	900	94%		Guarani, Paraguayan	Christianity	
	Parsee	Canada	N. Atlantic & Canada	7,700	0%	LR	Parsi	Parsee	
	Part-Indian, Metis	Canada	N. Atlantic & Canada	394,000	73%		English	Christianity	

Daily Prayer Guide for all People Groups & Unreached People Groups of Europe									Page 54
Pray Daily:	People Group Name:	Country Name:	Area-Region Name:	People Group Population:	%Percent Christian:	LR FR	Primary Language:	Primary Religion:	People Group Photos:
16 Dec.	Pashtun, Northern	Canada	N. Atlantic & Canada	47,000	0%	FR	Pashto, Northern	Islam	
	Passamaquoddy, Malecite	Canada	N. Atlantic & Canada	2,300	96%		Malecite-Passamaquoddy	Christianity	
	Persian	Canada	N. Atlantic & Canada	146,000	13%		Persian, Iranian	Islam	
	Peruvian	Canada	N. Atlantic & Canada	18,000	87%		Spanish	Christianity	
	Polish	Canada	N. Atlantic & Canada	257,000	91%		Polish	Christianity	
17 Dec.	Portuguese	Canada	N. Atlantic & Canada	262,000	96%		Portuguese	Christianity	
	Potawatomi	Canada	N. Atlantic & Canada	5,500	60%		Potawatomi	Christianity	
	Punjabi	Canada	N. Atlantic & Canada	284,000	3%	LR	Punjabi, Eastern	Sikh	
	Romani, Romanichal	Canada	N. Atlantic & Canada	3,900	80%		English	Christianity	
	Romani, Sinte	Canada	N. Atlantic & Canada	1,100	85%		Romani, Sinte	Christianity	
18 Dec.	Romani, Vlax	Canada	N. Atlantic & Canada	800	90%		Romani, Vlax	Christianity	
	Romanian	Canada	N. Atlantic & Canada	87,000	81%		Romanian	Christianity	
	Russian	Canada	N. Atlantic & Canada	112,000	70%		Russian	Christianity	
	Saint Lucian	Canada	N. Atlantic & Canada	3,400	89%		Lesser Antillean Fr.Creole	Christianity	
	Salvadorian	Canada	N. Atlantic & Canada	44,000	90%		Spanish	Christianity	
19 Dec.	Sarsi	Canada	N. Atlantic & Canada	2,400	93%		English	Christianity	
	Sechelt	Canada	N. Atlantic & Canada	1,300	89%		English	Christianity	
	Sekani	Canada	N. Atlantic & Canada	1,500	91%		English	Christianity	
	Seneca	Canada	N. Atlantic & Canada	900	60%		Seneca	Christianity	
	Serb	Canada	N. Atlantic & Canada	49,000	85%		Serbian	Christianity	
20 Dec.	Seychellese Creole	Canada	N. Atlantic & Canada	600	90%		Seychelles Creole French	Christianity	
	Shaikh	Canada	N. Atlantic & Canada	31,000	1%	LR	Bengali	Islam	
	Shona-Karanga	Canada	N. Atlantic & Canada	4,500	81%		Shona	Christianity	
	Shuswap	Canada	N. Atlantic & Canada	10,000	91%		Shuswap	Christianity	
	Sinhalese	Canada	N. Atlantic & Canada	20,000	3%	LR	Sinhala	Buddhism	
21 Dec.	Slavey, North	Canada	N. Atlantic & Canada	2,000	75%		Slavey, North	Christianity	
	Slavey, South	Canada	N. Atlantic & Canada	4,600	96%		Slavey, South	Christianity	
	Slovak	Canada	N. Atlantic & Canada	20,000	80%		Slovak	Christianity	
	Slovene	Canada	N. Atlantic & Canada	15,000	95%		Slovene	Christianity	
	Somali	Canada	N. Atlantic & Canada	101,000	0%	FR	Somali	Islam	
	Somali Bantu	Canada	N. Atlantic & Canada	6,100	1%	LR	Maay	Islam	
22 Dec.	Soninke	Canada	N. Atlantic & Canada	5,000	0%	FR	Soninke	Islam	
	South Asian, Bengali	Canada	N. Atlantic & Canada	74,000	1%	LR	Bengali	Islam	
	South Asian, general	Canada	N. Atlantic & Canada	208,000	28%		Hindi	Hinduism	
	Spaniard	Canada	N. Atlantic & Canada	70,000	95%		Spanish	Christianity	
	Squamish	Canada	N. Atlantic & Canada	4,300	92%		English	Christianity	
	Stoney	Canada	N. Atlantic & Canada	4,600	96%		Stoney	Christianity	

Daily Prayer Guide for all People Groups & Unreached People Groups of Europe								Page 55	
Pray Daily:	People Group Name:	Country Name:	Area-Region Name:	People Group Population:	%Percent Christian:	LR FR	Primary Language:	Primary Religion:	People Group Photos:
23 Dec.	Straits Salish	Canada	N. Atlantic & Canada	3,200	92%		English	Christianity	
	Sukuma	Canada	N. Atlantic & Canada	1,800	40%		Sukuma	Ethnic Religions	
	Swedish	Canada	N. Atlantic & Canada	27,000	73%		Swedish	Christianity	
	Tagish	Canada	N. Atlantic & Canada	600	70%		English	Christianity	
	Tahltan	Canada	N. Atlantic & Canada	2,600	92%		Tahltan	Christianity	
24 Dec.	Tajik	Canada	N. Atlantic & Canada	1,900	0%	FR	Tajik	Islam	
	Tamil, Hindu	Canada	N. Atlantic & Canada	27,000	20%		Tamil	Hinduism	
	Tatar	Canada	N. Atlantic & Canada	4,900	1%	LR	Tatar	Islam	
	Thai	Canada	N. Atlantic & Canada	19,000	1%	LR	Thai	Buddhism	
	Thompson, Ntlakyapamuk	Canada	N. Atlantic & Canada	6,400	91%		Thompson	Christianity	
25 Dec.	Tibetan	Canada	N. Atlantic & Canada	9,600	0%	FR	Tibetan, Central	Buddhism	
	Tigray, Tigrinya	Canada	N. Atlantic & Canada	500	95%		Tigrigna	Christianity	
	Tigre, Eritrean	Canada	N. Atlantic & Canada	12,000	0%	FR	Tigre	Islam	
	Tlingit	Canada	N. Atlantic & Canada	400	96%		Tlingit	Christianity	
	Trinidadian	Canada	N. Atlantic & Canada	27,000	85%		English	Christianity	
26 Dec.	Tsimshian	Canada	N. Atlantic & Canada	7,200	94%		Tsimshian	Christianity	
	Turk	Canada	N. Atlantic & Canada	65,000	1%	LR	Turkish	Islam	
	Tutchone, Northern	Canada	N. Atlantic & Canada	1,300	91%		Tutchone, Northern	Christianity	
	Tutchone, Southern	Canada	N. Atlantic & Canada	1,800	91%		Tutchone, Southern	Christianity	
	Ukrainian	Canada	N. Atlantic & Canada	289,000	82%		Ukrainian	Christianity	
27 Dec.	Upper Tanana	Canada	N. Atlantic & Canada	40	60%		Tanana, Upper	Christianity	
	Urdu	Canada	N. Atlantic & Canada	146,000	0%	FR	Urdu	Islam	
	Uruguayan, White	Canada	N. Atlantic & Canada	2,000	69%		Spanish	Christianity	
	Uyghur	Canada	N. Atlantic & Canada	2,000	0%	FR	Uyghur	Islam	
	Uzbek, Northern	Canada	N. Atlantic & Canada	4,000	1%	FR	Uzbek, Northern	Islam	
28 Dec.	Venezuelan	Canada	N. Atlantic & Canada	7,200	87%		Spanish	Christianity	
	Vietnamese	Canada	N. Atlantic & Canada	165,000	25%		Vietnamese	Buddhism	
	Welsh	Canada	N. Atlantic & Canada	30,000	64%		Welsh	Christianity	
	Wolof	Canada	N. Atlantic & Canada	7,600	2%	LR	Wolof	Islam	
	Wyandot, Huron	Canada	N. Atlantic & Canada	1,700	80%		English	Christianity	
29 Dec.	Yoruba	Canada	N. Atlantic & Canada	3,500	55%		Yoruba	Christianity	
	Yugoslav former, gen.	Canada	N. Atlantic & Canada	77,000	60%		Serbian	Christianity	
	Americans, U.S.	Greenland	N. Atlantic & Canada	3,400	80%		English	Christianity	
	Danish	Greenland	N. Atlantic & Canada	7,700	95%		Danish	Christianity	
	Deaf	Greenland	N. Atlantic & Canada	100	97%		Language unknown	Christianity	
	Eskimo, Greenlander	Greenland	N. Atlantic & Canada	45,000	97%		Greenlander	Christianity	
30-31 Dec. On these last 2 days, pray for the lost & UPGs, worship and praise the Lord as the Lord leads you, Praise the Lord!									Urdu

**Let's dream God's
dreams, and fulfill
God's visions -----
God dreams of all
people groups
knowing and
loving Him!**



Rev. 7:9