2022 Daily Prayer Guide for all Peoples of Asia-Pacific

Bridge the Gap, Ezekiel 22:30, by praying that all people groups will soon learn of Jesus and call on His name!

AGWM edition

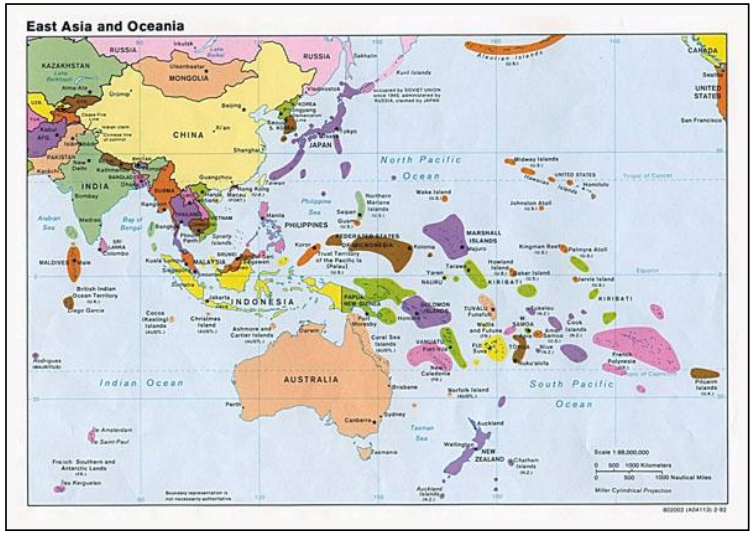

To order prayer resources or for inquiries, contact email: rev7.9go@gmail.com

I give credit & thanks to Asia Harvest & Create International for permission to use their people group photos.

2022 Daily Prayer Guide for all People Groups & Unreached People Groups (UPG) of Asia-Pacific AGWM edition

ASIA-PACIFIC SUMMARY: 3,524 total PG; 822 Least-Reached-Unreached PG (LR-UPG)

Downloaded from www.joshuaproject.net = August, 2021 (China=sep. DPG)

Color codes: Orange horizonal lines = begin new country

Light orange-tan vertical columns = for even printing, are vital prayer info

Least Reached (LR) = 2% or less Evangelical & 5% or less Christian

Frontier (FR) definition = 0% to 0.1% Christian

Why pray--God loves lost: world UPGs = 7,419; Frontier = 5,021.

Luke 10:2, Jesus told them, "The harvest is plentiful, but the workers are few. Ask the Lord of the harvest, therefore, to send out workers into his harvest field."

Let's dream God's dreams, and fulfill God's visions -- God dreams of all people groups knowing & loving Him!

Revelation 7:9, "After this I looked and there before me was a great multitude that no one could count, from every nation, tribe, people and language, standing before the throne and in front of the Lamb."

Why Should We Pray For Unreached People Groups?

*** Missions & salvation of all people is God's plan, God's will, God's heart, God's dream, Gen. 3:15!**
*** In the Great Commissions Jesus commands us to reach all peoples in the world, Matt. 28:19-20!**
*** People without Jesus are eternally lost, & Jesus is the only One who can save them, John 14:6!**
*** We have been given "the ministry & message of reconciliation", in Christ, 2 Cor. 5:18-20!**
*** Jesus' return is intimately tied to reaching all people groups, Matt. 24:14; Rev. 7:9!**
*** Jesus commanded us to pray to Him to send workers into the harvest, Luke 10:2!**
*** If we love Jesus, we will want to obey and please Him, John 14:15!**

How Should We Pray for Unreached People Groups?

**** Pray for great revival on the Church to cleanse, empower and send them out to the lost!**
**** Pray for great outpouring of God's Spirit on the people group bringing conviction of sin!**
**** Pray for clear, biblical dreams and visions and revelations drawing people to Jesus!**
**** Pray for powerful, biblical signs and wonders of healing, deliverance and miracles!**
**** Pray that God will send more workers into His harvest in obedience to Luke 10:2!**
**** Pray for great people movements to Christ and Church Planting Movements!**
**** Pray that new converts will be biblically discipled and will grow in Jesus!**

God answers prayer for UPGs! An example are the Cholanaikkans of Kerala, South India!

***** In the late 1960s the Cholanaikkans of Kerala, South India were discovered living in caves and completely unreached. Local Kerala Christians began praying for them and sent church planting teams to reach them. Within a few years the Cholanaikkans' lives improved, many became believers in Jesus, and a church was built with half the Cholanaikkans attending, PTL!**

Daily Prayer Guide for all People Groups & Unreached People Groups of Asia Pacific									Page 1
Pray Daily:	People Group Name:	Country Name:	Area-Region Name:	People Group Population:	% Percent Christian:	LR FR	Primary Language:	Primary Religion:	People Group Photos:
1 Jan.	Ainu	Japan	North. Pacific Rim	13,000	20%		Japanese	Ethnic Religions	
	Amami-Oshima, North.	Japan	North. Pacific Rim	9,700	1%	LR	Amami-Oshima, N.	Buddhism	
	Amami-Oshima, South.	Japan	North. Pacific Rim	1,800	3%	LR	Amami-Oshima, S.	Buddhism	
	Americans, U.S.	Japan	North. Pacific Rim	50,000	78%		English	Christianity	
	British	Japan	North. Pacific Rim	23,000	65%		English	Christianity	
	Burakumin	Japan	North. Pacific Rim	884,000	0.50%	LR	Japanese	Buddhism	
	Deaf	Japan	North. Pacific Rim	252,000	1.54%	LR	JapaneseSignLang.	Buddhism	
	Eurasian	Japan	North. Pacific Rim	126,000	5%	LR	Japanese	Buddhism	
	Filipino, Tagalog	Japan	North. Pacific Rim	497,000	93%		Tagalog	Christianity	
	French	Japan	North. Pacific Rim	6,300	62%		French	Christianity	Filipino, Tagalog
2 Jan.	Han Chinese, Cantonese	Japan	North. Pacific Rim	36,000	10%		Chinese, Yue	Ethnic Religions	
	Han Chinese, Mandarin	Japan	North. Pacific Rim	547,000	7%		Chinese, Mandarin	Non-Religious	
	Han Chinese, Min Nan	Japan	North. Pacific Rim	75,000	10%		Chinese, Min Nan	Ethnic Religions	
	Han Chinese, Wu	Japan	North. Pacific Rim	7,000	10%		Chinese, Wu	Ethnic Religions	
	Japanese	Japan	North. Pacific Rim	120,474,000	1.20%	LR	Japanese	Buddhism	
	Japanese, Brazilian	Japan	North. Pacific Rim	265,000	95%		Portuguese	Christianity	
	Judeo-Japanese	Japan	North. Pacific Rim	50,000	1%	LR	Japanese	Judaism	
	Kikai	Japan	North. Pacific Rim	13,000	3%	LR	Kikai	Buddhism	
	Korean	Japan	North. Pacific Rim	995,000	31%		Korean	Christianity	
	Kunigami	Japan	North. Pacific Rim	4,900	2%	LR	Kunigami	Buddhism	Han Chin. Mandarin
3 Jan.	Malay	Japan	North. Pacific Rim	9,800	0.60%	LR	Malay	Islam	
	Miyako, Ryukyuan	Japan	North. Pacific Rim	66,000	3%	LR	Miyako	Buddhism	
	Mongol, Khalka	Japan	North. Pacific Rim	4,500	1%	LR	Mongolian, Halh	Ethnic Religions	
	Oki-No-Erabu	Japan	North. Pacific Rim	3,100	3%	LR	Oki-No-Erabu	Buddhism	
	Okinawan, Ryukyuan	Japan	North. Pacific Rim	1,179,000	2%	LR	Okinawan, Central	Ethnic Religions	
	Persian	Japan	North. Pacific Rim	50,000	0.50%	LR	Persian, Iranian	Islam	
	Peruvian	Japan	North. Pacific Rim	108,000	95%		Spanish	Christianity	
	Punjabi	Japan	North. Pacific Rim	70,000	1.50%	LR	Punjabi, Eastern	Islam	
	South Asian, Bengali	Japan	North. Pacific Rim	69,000	1%	LR	Bengali	Islam	
	Thai	Japan	North. Pacific Rim	9,800	1%	LR	Thai	Buddhism	Japanese
4 Jan.	Toku-No-shima	Japan	North. Pacific Rim	5,000	2%	LR	Toku-No-Shima	Buddhism	
	Turk	Japan	North. Pacific Rim	4,900	0%	FR	Turkish	Islam	
	Uyghur	Japan	North. Pacific Rim	1,000	0%	FR	Uyghur	Islam	
	Vietnamese	Japan	North. Pacific Rim	14,000	10%		Vietnamese	Buddhism	
	Yaeyama	Japan	North. Pacific Rim	46,000	3%	LR	Yaeyama	Buddhism	
	Yonaguni	Japan	North. Pacific Rim	800	1%	LR	Yonaguni	Buddhism	
	Yoron	Japan	North. Pacific Rim	900	1%	LR	Yoron	Buddhism	
	Deaf	Korea, North	North. Pacific Rim	259,000	1.48%	LR	Language unknown	Non-Religious	
	French	Korea, North	North. Pacific Rim	500	61%		French	Christianity	
	Han Chinese, Mandarin	Korea, North	North. Pacific Rim	183,000	8%		Chinese, Mandarin	Non-Religious	Okinawan

Daily Prayer Guide for all People Groups & Unreached People Groups of Asia Pacific									Page 2
Pray Daily:	People Group Name:	Country Name:	Area-Region Name:	People Group Population:	%Percent Christian:	LR FR	Primary Language:	Primary Religion:	People Group Photos:
5 Jan.	Korean	Korea, North	North. Pacific Rim	25,314,000	1.60%	LR	Korean	Non-Religious	
	Russian	Korea, North	North. Pacific Rim	5,200	67%		Russian	Christianity	
	Americans, U.S.	Korea, South	North. Pacific Rim	142,000	78%		English	Christianity	
	Anglo-Australian	Korea, South	North. Pacific Rim	14,000	67%		English	Christianity	
	Anglo-Canadian	Korea, South	North. Pacific Rim	26,000	77%		English	Christianity	
	British	Korea, South	North. Pacific Rim	7,300	63%		English	Christianity	
	Burmese	Korea, South	North. Pacific Rim	23,000	1%	LR	Burmese	Buddhism	
	Chinese, general	Korea, South	North. Pacific Rim	1,040,000	8%		Chinese, Mandarin	Non-Religious	
	Deaf	Korea, South	North. Pacific Rim	103,000	31%		Korean Sign Lang.	Non-Religious	
	Eurasian	Korea, South	North. Pacific Rim	13,000	80%		English	Christianity	Korean
6 Jan.	Filipino, Tagalog	Korea, South	North. Pacific Rim	58,000	96%		Tagalog	Christianity	
	French	Korea, South	North. Pacific Rim	5,300	68%		French	Christianity	
	Japanese	Korea, South	North. Pacific Rim	52,000	1.50%	LR	Japanese	Buddhism	
	Kazakh	Korea, South	North. Pacific Rim	12,000	0.80%	LR	Kazakh	Islam	
	Khmer	Korea, South	North. Pacific Rim	46,000	4%	LR	Khmer	Buddhism	
	Korean	Korea, South	North. Pacific Rim	49,208,000	30.60%		Korean	Non-Religious	
	Kyrgyz	Korea, South	North. Pacific Rim	5,100	2%	LR	Kyrgyz	Islam	
	Malay	Korea, South	North. Pacific Rim	9,600	1%	LR	Malay	Islam	
	Mongol, Khalka	Korea, South	North. Pacific Rim	36,000	1.72%	LR	Mongolian, Halh	Buddhism	Chinese, general
	Russian	Korea, South	North. Pacific Rim	17,000	75%		Russian	Christianity	
7 Jan.	South Asian, general	Korea, South	North. Pacific Rim	101,000	2%	LR	Language unknown	Hinduism	
	Thai	Korea, South	North. Pacific Rim	102,000	0.80%	LR	Thai	Buddhism	
	Turk	Korea, South	North. Pacific Rim	1,700	0%	FR	Turkish	Islam	
	Uzbek, Northern	Korea, South	North. Pacific Rim	55,000	2%	LR	Uzbek, Northern	Islam	
	Vietnamese	Korea, South	North. Pacific Rim	151,000	8%		Vietnamese	Buddhism	
	Americans, U.S.	Mongolia	North. Pacific Rim	800	80%		English	Christianity	
	Bayad	Mongolia	North. Pacific Rim	65,000	1.20%	LR	Mongolian, Halh	Non-Religious	
	Buriat, Mongolia	Mongolia	North. Pacific Rim	58,000	0.60%	LR	Buriat, Mongolia	Buddhism	
	Chinese, general	Mongolia	North. Pacific Rim	45,000	6%		Chinese, Mandarin	Non-Religious	Thai
	Dariganga	Mongolia	North. Pacific Rim	37,000	1%	LR	Mongolian, Halh	Buddhism	
8 Jan.	Darkhad	Mongolia	North. Pacific Rim	25,000	0%	FR	Mongolian, Halh	Ethnic Religions	
	Daur	Mongolia	North. Pacific Rim	2,100	4%		Daur	Ethnic Religions	
	Deaf	Mongolia	North. Pacific Rim	17,000	1.72%	LR	Mongolian Sign Lang.	Buddhism	
	Dungan	Mongolia	North. Pacific Rim	6,200	2%	LR	Dungan	Islam	
	Durbet, Dorwoten	Mongolia	North. Pacific Rim	85,000	2%	LR	Mongolian, Halh	Ethnic Religions	
	Dzakhchin, Zahchin	Mongolia	North. Pacific Rim	38,000	2%	LR	Mongolian, Halh	Non-Religious	
	Ewenki, Khamnigan	Mongolia	North. Pacific Rim	600	1%	LR	Evenki	Ethnic Religions	
	Kalmyk-Oirat, W. Mongol	Mongolia	North. Pacific Rim	265,000	0.50%	LR	Kalmyk-Oirat	Buddhism	
	Kazakh, Qazaq	Mongolia	North. Pacific Rim	123,000	0.80%	LR	Kazakh	Islam	Kazakh, Qazaq

Daily Prayer Guide for all People Groups & Unreached People Groups of Asia Pacific									Page 3
Pray Daily:	People Group Name:	Country Name:	Area-Region Name:	People Group Population:	%Percent Christian:	LR FR	Primary Language:	Primary Religion:	People Group Photos:
9 Jan.	Khotogoid	Mongolia	North. Pacific Rim	8,700	1.50%	LR	Mongolian, Halh	Ethnic Religions	
	Khoton	Mongolia	North. Pacific Rim	12,000	0.10%	FR	Kalmyk-Oirat	Buddhism	
	Korean	Mongolia	North. Pacific Rim	1,800	25%		Korean	Non-Religious	
	Mongol, Khalka	Mongolia	North. Pacific Rim	2,333,000	1.50%	LR	Mongolian, Halh	Ethnic Religions	
	Russian	Mongolia	North. Pacific Rim	2,900	78%		Russian	Christianity	
	Torgud	Mongolia	North. Pacific Rim	16,000	0.80%	LR	Kalmyk-Oirat	Buddhism	
	Tsaatan	Mongolia	North. Pacific Rim	200	0%	FR	Tuvan	Ethnic Religions	
	Tuva, Uriankhai	Mongolia	North. Pacific Rim	41,000	1%	LR	Tuvan	Buddhism	
	Ukrainian	Mongolia	North. Pacific Rim	9,900	80%		Ukrainian	Christianity	
	Uriankhai, Altai	Mongolia	North. Pacific Rim	29,000	1%	LR	Mongolian, Halh	Buddhism	Mongol, Khalka
10 Jan.	Uuld	Mongolia	North. Pacific Rim	15,000	0%	FR	Mongolian, Halh	Buddhism	
	Uyghur	Mongolia	North. Pacific Rim	12,000	0.40%	LR	Uyghur	Islam	
	Uzbek, Northern	Mongolia	North. Pacific Rim	27,000	0.50%	LR	Uzbek, Northern	Islam	
	Uzemchin	Mongolia	North. Pacific Rim	2,300	1%	LR	Mongolian	Buddhism	
	Americans, U.S.	Taiwan	North. Pacific Rim	10,000	78%		English	Christianity	
	Ami	Taiwan	North. Pacific Rim	204,000	75%		Amis	Christianity	
	Anglo-Canadian	Taiwan	North. Pacific Rim	2,200	73%		English	Christianity	
	British	Taiwan	North. Pacific Rim	2,100	62%		English	Christianity	
	Bunun	Taiwan	North. Pacific Rim	57,000	75%		Bunun	Christianity	Han Chin. Mandarin
	Deaf	Taiwan	North. Pacific Rim	48,000	5.82%		Taiwan Sign Lang.	Ethnic Religions	
11 Jan.	Filipino, Tagalog	Taiwan	North. Pacific Rim	153,000	92%		Tagalog	Christianity	
	Han Chinese, Hakka	Taiwan	North. Pacific Rim	4,306,000	2.10%	LR	Chinese, Hakka	Ethnic Religions	
	Han Chinese, Mandarin	Taiwan	North. Pacific Rim	4,589,000	5%		Chinese, Mandarin	Ethnic Religions	
	Han Chinese, Min Nan	Taiwan	North. Pacific Rim	13,497,000	4%		Chinese, Min Nan	Ethnic Religions	
	Hui	Taiwan	North. Pacific Rim	57,000	0%	FR	Chinese, Mandarin	Islam	
	Indonesian	Taiwan	North. Pacific Rim	257,000	14%		Indonesian	Islam	
	Japanese	Taiwan	North. Pacific Rim	14,000	1.50%	LR	Japanese	Buddhism	
	Jew, Chinese speaking	Taiwan	North. Pacific Rim	100	1%	LR	Chinese, Mandarin	Judaism	
	Kanakanabu	Taiwan	North. Pacific Rim	300	75%		Bunun	Christianity	Han Chin. Min Nan
	Kavalan, Kuwarawan	Taiwan	North. Pacific Rim	1,400	76%		Chinese, Min Nan	Christianity	
12 Jan.	Korean	Taiwan	North. Pacific Rim	4,500	31%		Korean	Christianity	
	Malay	Taiwan	North. Pacific Rim	21,000	0.50%	LR	Malay	Islam	
	Mongol, Khalka	Taiwan	North. Pacific Rim	1,100	2%	LR	Mongolian, Halh	Buddhism	
	Paiwanese, Tamari	Taiwan	North. Pacific Rim	98,000	70%		Paiwan	Christianity	
	Pinuyumayan	Taiwan	North. Pacific Rim	14,000	70%		Puyuma	Christianity	
	Rukai, Tsalisen	Taiwan	North. Pacific Rim	13,000	78%		Rukai	Christianity	
	Saaroa	Taiwan	North. Pacific Rim	300	0%	FR	Bunun	Animism	
	Saiset	Taiwan	North. Pacific Rim	6,500	68%		Saisiyat	Christianity	
	Sakizaya	Taiwan	North. Pacific Rim	900	82%		Sakizaya	Christianity	Paiwanese, Tamari

Daily Prayer Guide for all People Groups & Unreached People Groups of Asia Pacific									Page 4
Pray Daily:	People Group Name:	Country Name:	Area-Region Name:	People Group Population:	%Percent Christian:	LR FR	Primary Language:	Primary Religion:	People Group Photos:
13 Jan.	Seediq	Taiwan	North. Pacific Rim	9,500	75%		Seediq	Christianity	
	Siraya	Taiwan	North. Pacific Rim	3,000	55%		Chinese, Min Nan	Christianity	
	Taroko, Truku	Taiwan	North. Pacific Rim	30,000	80%		Seediq	Christianity	
	Tayal, Atayal	Taiwan	North. Pacific Rim	87,000	90%		Atayal	Christianity	
	Thai	Taiwan	North. Pacific Rim	65,000	1%	LR	Thai	Buddhism	
	Thao, Sau	Taiwan	North. Pacific Rim	800	78%		Chinese, Min Nan	Christianity	
	Tibetan, Central	Taiwan	North. Pacific Rim	2,000	0.00%	FR	Tibetan, Central	Buddhism	
	Tsou, Northern Tsuu	Taiwan	North. Pacific Rim	6,700	72%		Tsou	Christianity	
	Vietnamese	Taiwan	North. Pacific Rim	225,000	10%		Vietnamese	Buddhism	
	Yami, Botel Tabago	Taiwan	North. Pacific Rim	4,500	82%		Yami	Christianity	
14 Jan.	Americans, U.S.	American Samoa	Pacific Oceania	1,000	92%		English	Christianity	Vietnamese
	Deaf	American Samoa	Pacific Oceania	300	95%		Language unknown	Christianity	
	Euronesian	American Samoa	Pacific Oceania	3,800	96%		English	Christianity	
	Filipino, Tagalog	American Samoa	Pacific Oceania	700	98%		Tagalog	Christianity	
	Japanese	American Samoa	Pacific Oceania	1,000	5%	LR	Japanese	Buddhism	
	Korean	American Samoa	Pacific Oceania	500	35%		Korean	Christianity	
	Samoan	American Samoa	Pacific Oceania	46,000	98%		Samoan	Christianity	
	Tokelauan	American Samoa	Pacific Oceania	?	95%		Tokelauan	Christianity	
	Tongan	American Samoa	Pacific Oceania	700	96%		Tongan	Christianity	
15 Jan.	Aboriginal Creole	Australia	Pacific Oceania	7,300	90%		Kriol	Christianity	
	Aboriginal, Detribalized	Australia	Pacific Oceania	533,000	80%		English	Christianity	Samoan
	Aboriginal, Southwest	Australia	Pacific Oceania	10,000	95%		English	Christianity	
	Adnyamathanha	Australia	Pacific Oceania	100	70%		English	Christianity	
	Afghani, general	Australia	Pacific Oceania	27,000	0%	FR	Dari	Islam	
	Afrikaner	Australia	Pacific Oceania	68,000	94%		Afrikaans	Christianity	
	Albanian, general	Australia	Pacific Oceania	39,000	45%		Albanian, Tosk	Christianity	
	Alyawarra	Australia	Pacific Oceania	1,600	90%		Alyawarr	Christianity	
	Americans, U.S.	Australia	Pacific Oceania	90,000	87%		English	Christianity	
	Amhara, Ethiopian	Australia	Pacific Oceania	7,000	92%		Amharic	Christianity	
16 Jan.	Andilyaugwa	Australia	Pacific Oceania	1,500	70%		Anindilyakwa	Christianity	
	Anglo-Australian	Australia	Pacific Oceania	17,718,000	70%		English	Christianity	Anglo-Australian
	Anglo-Canadian	Australia	Pacific Oceania	42,000	78%		English	Christianity	
	Anglo-New Zealander	Australia	Pacific Oceania	541,000	65%		English	Christianity	
	Anglo-Romani	Australia	Pacific Oceania	6,500	70%		Angloromani	Christianity	
	Anglo-South African	Australia	Pacific Oceania	102,000	85%		English	Christianity	
	Anmatjirra	Australia	Pacific Oceania	700	70%		Anmatyerre	Christianity	
	Arab, Egyptian	Australia	Pacific Oceania	49,000	30%		Arabic, Egyptian	Islam	
	Arab, general	Australia	Pacific Oceania	70,000	1%	LR	Arabic, Mesopotamian	Islam	
	Arab, Iraqi	Australia	Pacific Oceania	70,000	4%	LR	Arabic, Mesopotamian	Islam	Anglo-New Zealander

Daily Prayer Guide for all People Groups & Unreached People Groups of Asia Pacific								Page 5	
Pray Daily:	People Group Name:	Country Name:	Area-Region Name:	People Group Population:	%Percent Christian:	LR FR	Primary Language:	Primary Religion:	People Group Photos:
17 Jan.	Arab, Sudanese	Australia	Pacific Oceania	37,000	11%		Arabic, Sudanese	Islam	
	Arab, Syro-Lebanese	Australia	Pacific Oceania	82,000	36%		Arabic,S.Levantine	Islam	
	Aranda, Western	Australia	Pacific Oceania	500	70%		Arrarnta, Western	Christianity	
	Armenian	Australia	Pacific Oceania	45,000	90%		Armenian	Christianity	
	Arrernte, Eastern	Australia	Pacific Oceania	3,000	40%		Arrernte, Eastern	Ethnic Religions	
	Assyrian	Australia	Pacific Oceania	29,000	88%		AssyrianNeo-Aramaic	Christianity	
	Austrian, Bavarian	Australia	Pacific Oceania	25,000	85%		Bavarian	Christianity	
	Baadi, Bard	Australia	Pacific Oceania	300	40%		Bardi	Ethnic Religions	
	Bandjalang	Australia	Pacific Oceania	100	72%		Bandjalang	Christianity	
	Belarusian	Australia	Pacific Oceania	6,400	67%		Belarusian	Christianity	Arab, Syro-Lebanese
18 Jan.	Bosniak	Australia	Pacific Oceania	34,000	1%	LR	Bosnian	Islam	
	British	Australia	Pacific Oceania	1,001,000	72%		English	Christianity	
	Bulgarian	Australia	Pacific Oceania	12,000	72%		Bulgarian	Christianity	
	Bunaba	Australia	Pacific Oceania	40	75%		Bunuba	Christianity	
	Burera	Australia	Pacific Oceania	1,100	55%		Burarra	Christianity	
	Burmese	Australia	Pacific Oceania	13,000	1%	LR	Burmese	Buddhism	
	Cebuano	Australia	Pacific Oceania	5,700	99%		Cebuano	Christianity	
	Chilean	Australia	Pacific Oceania	33,000	85%		Spanish	Christianity	
	Chin, Hakha	Australia	Pacific Oceania	4,900	80%		Chin, Hakha	Christianity	British
	Cook Islands Maori	Australia	Pacific Oceania	5,200	90%		Cook Islands Maori	Christianity	
19 Jan.	Croat	Australia	Pacific Oceania	71,000	91%		Croatian	Christianity	
	Cypriots, Greek	Australia	Pacific Oceania	27,000	93%		Greek	Christianity	
	Czech	Australia	Pacific Oceania	23,000	28%		Czech	Non-Religious	
	Danish	Australia	Pacific Oceania	5,900	75%		Danish	Christianity	
	Dayi	Australia	Pacific Oceania	80	78%		Dayi	Christianity	
	Deaf	Australia	Pacific Oceania	52,000	70%		Auslan	Christianity	
	Detribalized, PNG	Australia	Pacific Oceania	33,000	96%		Tok Pisin	Christianity	
	Dhangu	Australia	Pacific Oceania	200	35%		Dhangu-Djangu	Ethnic Religions	
	Dhuwal	Australia	Pacific Oceania	300	60%		Dhuwal	Christianity	Croat
	Dhuwaya	Australia	Pacific Oceania	500	80%		Dhuwaya	Christianity	
20 Jan.	Djambarrapuyngu	Australia	Pacific Oceania	4,400	25%		Djambarrpuyngu	Ethnic Religions	
	Djamindjung	Australia	Pacific Oceania	30	80%		Djamindjung	Christianity	
	Djeebbana, Gunavidji	Australia	Pacific Oceania	200	50%		Djeebbana	Christianity	
	Djinang	Australia	Pacific Oceania	100	30%		Djinang	Ethnic Religions	
	Djinba	Australia	Pacific Oceania	70	30%		Djinba	Ethnic Religions	
	Dutch	Australia	Pacific Oceania	73,000	44%		Dutch	Non-Religious	
	Estonian	Australia	Pacific Oceania	1,900	45%		Estonian,Standard	Non-Religious	
	Fijian	Australia	Pacific Oceania	64,000	99%		Fijian	Christianity	
	Fijian Hindi	Australia	Pacific Oceania	2,800	30%		Hindi, Fiji	Hinduism	Fijian

Daily Prayer Guide for all People Groups & Unreached People Groups of Asia Pacific									Page 6
Pray Daily:	People Group Name:	Country Name:	Area-Region Name:	People Group Population:	%Percent Christian:	LR FR	Primary Language:	Primary Religion:	People Group Photos:
21 Jan.	Filipino, Tagalog	Australia	Pacific Oceania	247,000	98%		Tagalog	Christianity	
	Finnish	Australia	Pacific Oceania	11,000	87%		Finnish	Christianity	
	French	Australia	Pacific Oceania	25,000	76%		French	Christianity	
	Gaididj	Australia	Pacific Oceania	100	45%		Kaytetye	Ethnic Religions	
	Garawa	Australia	Pacific Oceania	100	40%		Garrwa	Ethnic Religions	
	German	Australia	Pacific Oceania	107,000	78%		German, Standard	Christianity	
	Goanese	Australia	Pacific Oceania	2,600	95%		Konkani, Goan	Christianity	
	Gooniyandi	Australia	Pacific Oceania	100	65%		Gooniyandi	Christianity	
	Greek	Australia	Pacific Oceania	98,000	95%		Greek	Christianity	
	Gugubera	Australia	Pacific Oceania	10	74%		Koko-Bera	Christianity	Filipino, Tagalog
22 Jan.	Guguyimidjir	Australia	Pacific Oceania	800	35%		Guugu Yimidhirr	Ethnic Religions	
	Gujarati	Australia	Pacific Oceania	54,000	2%	LR	Gujarati	Hinduism	
	Gumatj	Australia	Pacific Oceania	100	20%		Gumatj	Ethnic Religions	
	Gunwinggu	Australia	Pacific Oceania	1,800	70%		Gunwinggu	Christianity	
	Gupapuyngu,Gobabingo	Australia	Pacific Oceania	300	65%		Gupapuyngu	Christianity	
	Guragone	Australia	Pacific Oceania	50	45%		Gurr-goni	Ethnic Religions	
	Gurindji Kriol	Australia	Pacific Oceania	1,100	75%		Gurindji Kriol	Christianity	
	Gurinji	Australia	Pacific Oceania	400	40%		Gurinji	Ethnic Religions	
	Han Chinese, Cantonese	Australia	Pacific Oceania	96,000	19%		Chinese, Yue	Non-Religious	
	Han Chinese, Hakka	Australia	Pacific Oceania	14,000	12%		Chinese, Hakka	Buddhism	Greek
23 Jan.	Han Chinese, Mandarin	Australia	Pacific Oceania	516,000	12%		Chinese, Mandarin	Non-Religious	
	Han Chinese, Min Nan	Australia	Pacific Oceania	18,000	11%		Chinese, Min Nan	Ethnic Religions	
	Han Chinese, Wu	Australia	Pacific Oceania	3,500	14%		Chinses, Wu	Ethnic Religions	
	Hazara	Australia	Pacific Oceania	16,000	0%	FR	Hazaragi	Islam	
	Hmong Njua	Australia	Pacific Oceania	2,200	4%	LR	Hmong Njua	Ethnic Religions	
	Hungarian	Australia	Pacific Oceania	29,000	85%		Hungarian	Christianity	
	Hutu, Rundi	Australia	Pacific Oceania	3,700	94%		Rundi	Christianity	
	Igbo	Australia	Pacific Oceania	2,000	96%		Igbo	Christianity	
	Indonesian	Australia	Pacific Oceania	76,000	8%		Indonesian	Islam	Han Chin. Mandarin
	Irish	Australia	Pacific Oceania	78,000	93%		English	Christianity	
24 Jan.	Italian	Australia	Pacific Oceania	182,000	78%		Italian	Christianity	
	Iwaidja, Ibadjo	Australia	Pacific Oceania	100	7%		Iwaidja	Ethnic Religions	
	Japanese	Australia	Pacific Oceania	37,000	5%	LR	Japanese	Buddhism	
	Jaru	Australia	Pacific Oceania	200	15%		Jaru	Ethnic Religions	
	Javanese	Australia	Pacific Oceania	13,000	14%		Javanese	Islam	
	Jew, English speaking	Australia	Pacific Oceania	116,000	1%	LR	English	Judaism	
	Karen, S'gaw	Australia	Pacific Oceania	9,500	53%		Karen, S'gaw	Christianity	
	Khmer	Australia	Pacific Oceania	35,000	5%	LR	Khmer	Buddhism	Jew

Daily Prayer Guide for all People Groups & Unreached People Groups of Asia Pacific									Page 7
Pray Daily:	People Group Name:	Country Name:	Area-Region Name:	People Group Population:	%Percent Christian:	LR FR	Primary Language:	Primary Religion:	People Group Photos:
25 Jan.	Kitja	Australia	Pacific Oceania	200	45%		Kija	Ethnic Religions	
	Korean	Australia	Pacific Oceania	103,000	55%		Korean	Christianity	
	Krio, Creole	Australia	Pacific Oceania	3,700	45%		Krio	Christianity	
	Kukatja	Australia	Pacific Oceania	100	40%		Kukatja	Ethnic Religions	
	Kuku-Yalanji	Australia	Pacific Oceania	300	50%		Kuku-Yalanji	Christianity	
	Kumbainggar	Australia	Pacific Oceania	90	40%		Kumbainggar	Ethnic Religions	
	Kunbarlang	Australia	Pacific Oceania	20	30%		Gunwinggu	Ethnic Religions	
	Kunjen	Australia	Pacific Oceania	500	60%		Kunjen	Christianity	
	Kurd, Kurmanji	Australia	Pacific Oceania	4,500	1%	LR	Kurdish, Northern	Islam	Malay
	Kuuku-Yau	Australia	Pacific Oceania	20	50%		Torres Strait Creole	Christianity	
26 Jan.	Lao	Australia	Pacific Oceania	12,000	4%	LR	Lao	Buddhism	
	Latvian	Australia	Pacific Oceania	9,200	99%		Latvian, Standard	Christianity	
	Lithuanian	Australia	Pacific Oceania	13,000	80%		English	Christianity	
	Mabuiag	Australia	Pacific Oceania	1,000	67%		Kala Lagaw Ya	Christianity	
	Macedonian	Australia	Pacific Oceania	61,000	91%		Macedonian	Christianity	
	Malay	Australia	Pacific Oceania	144,000	0%	FR	Malay	Islam	
	Malay, Cocos Islands	Australia	Pacific Oceania	1,300	0%	FR	Malay,Cocos Islands	Islam	
	Maltese	Australia	Pacific Oceania	61,000	100%		Maltese	Christianity	
	Mandaean	Australia	Pacific Oceania	4,200	0%	FR	Mandaic	Mandaean	
	Maori	Australia	Pacific Oceania	44,000	70%		Maori	Christianity	Maltese
27 Jan.	Martu Wangka	Australia	Pacific Oceania	1,100	60%		Martu Wangka	Christianity	
	Maung, Managari	Australia	Pacific Oceania	400	70%		Maung	Christianity	
	Mauritian	Australia	Pacific Oceania	24,000	51%		Morisyen	Christianity	
	Miriam, Mer	Australia	Pacific Oceania	200	67%		Meriam Mir	Christianity	
	Miriwung	Australia	Pacific Oceania	200	80%		Miriwoong	Christianity	
	Mongol, Khalka	Australia	Pacific Oceania	2,200	0%	FR	Mongolian, Halh	Ethnic Religions	
	Murinbata	Australia	Pacific Oceania	2,000	75%		Murrinh-Patha	Christianity	
	Nakara	Australia	Pacific Oceania	60	40%		Na-kara	Ethnic Religions	
	Nangikurrunggurr	Australia	Pacific Oceania	30	40%		Ngan'gityemerri	Ethnic Religions	Maori
	Narrinyeri	Australia	Pacific Oceania	200	66%		English	Christianity	
28 Jan.	Neo-Melanesian Papuan	Australia	Pacific Oceania	29,000	95%		Tok Pisin	Christianity	
	Nepali, general	Australia	Pacific Oceania	63,000	2%	LR	Nepali	Hinduism	
	Ngalkbun	Australia	Pacific Oceania	10	7%		Gunwinggu	Ethnic Religions	
	Ngarinman, Hainman	Australia	Pacific Oceania	50	16%		Ngarinyman	Ethnic Religions	
	Ngarinyin	Australia	Pacific Oceania	10	60%		Ngarinyin	Christianity	
	Ngarluma	Australia	Pacific Oceania	200	60%		English	Christianity	
	Norwegian	Australia	Pacific Oceania	3,000	92%		Norwegian	Christianity	
	Nuer	Australia	Pacific Oceania	2,200	30%		Nuer	Ethnic Religions	
	Nunggubuyu	Australia	Pacific Oceania	300	70%		Nunggubuyu	Christianity	Nepali, general

Daily Prayer Guide for all People Groups & Unreached People Groups of Asia Pacific									Page 8
Pray Daily:	People Group Name:	Country Name:	Area-Region Name:	People Group Population:	%Percent Christian:	LR FR	Primary Language:	Primary Religion:	People Group Photos:
29 Jan.	Nyanganyatjara	Australia	Pacific Oceania	1,100	60%		Ngaanyatjarra	Christianity	
	Nyangumarda	Australia	Pacific Oceania	200	75%		Nyangumarta	Christianity	
	Nyigina	Australia	Pacific Oceania	100	40%		English	Ethnic Religions	
	Nyunga	Australia	Pacific Oceania	500	75%		Nyungar	Christianity	
	Oromo, Arsi	Australia	Pacific Oceania	3,100	7%		Oromo,Borana-Arsi-Guj	Islam	
	Panytyima	Australia	Pacific Oceania	100	30%		Banyjima	Ethnic Religions	
	Pashtun, Northern	Australia	Pacific Oceania	9,100	0%	FR	Pashto, Northern	Islam	
	Persian	Australia	Pacific Oceania	61,000	1%	LR	Persian, Iranian	Islam	
	Pintiini	Australia	Pacific Oceania	200	70%		Pintiini	Christianity	
	Pintupi	Australia	Pacific Oceania	1,300	72%		English	Christianity	Persian
30 Jan.	Pintupi-Luritja	Australia	Pacific Oceania	1,100	60%		Pintupi-Luritja	Christianity	
	Pitcairner	Australia	Pacific Oceania	600	95%		English	Christianity	
	Pitjantjatjara	Australia	Pacific Oceania	3,600	100%		Pitjantjatjara	Christianity	
	Polish	Australia	Pacific Oceania	74,000	90%		Polish	Christianity	
	Portuguese	Australia	Pacific Oceania	22,000	96%		Portuguese	Christianity	
	Pukapuka	Australia	Pacific Oceania	1,400	90%		Pukapuka	Christianity	
	Punjabi	Australia	Pacific Oceania	135,000	1%	LR	Punjabi, Eastern	Islam	
	Rembarrnga	Australia	Pacific Oceania	40	40%		Rembarrnga	Ethnic Religions	
	Ritarungo	Australia	Pacific Oceania	40	45%		Ritharrngu	Ethnic Religions	Polish
	Rohingya	Australia	Pacific Oceania	2,300	0%	FR	Rohingya	Islam	
31 Jan.	Romani, Balkan	Australia	Pacific Oceania	7,400	60%		Romani, Balkan	Christianity	
	Romanian	Australia	Pacific Oceania	14,000	84%		Romanian	Christianity	
	Russian	Australia	Pacific Oceania	27,000	65%		Russian	Christianity	
	Samoan	Australia	Pacific Oceania	22,000	98%		Samoan	Christianity	
	Serb	Australia	Pacific Oceania	54,000	81%		Serbian	Christianity	
	Shona	Australia	Pacific Oceania	11,000	84%		Shona	Christianity	
	Sinhalese	Australia	Pacific Oceania	115,000	0%	FR	Sinhala	Buddhism	
	Slovak	Australia	Pacific Oceania	6,400	74%		Slovak	Christianity	
	Slovene	Australia	Pacific Oceania	5,400	87%		Slovene	Christianity	Punjabi
	Somali	Australia	Pacific Oceania	15,000	0%	FR	Somali	Islam	
1 Feb.	South Asian, Bengali	Australia	Pacific Oceania	56,000	9%		Bengali	Islam	
	South Asian, general	Australia	Pacific Oceania	423,000	10%		English	Hinduism	
	Spaniard, general	Australia	Pacific Oceania	125,000	94%		Spanish	Christianity	
	Swahili	Australia	Pacific Oceania	12,000	3%	LR	Swahili	Islam	
	Swedish	Australia	Pacific Oceania	9,200	58%		Swedish	Christianity	
	Tamil	Australia	Pacific Oceania	75,000	2%	LR	Tamil	Hinduism	
	Thaayoore, Taior	Australia	Pacific Oceania	400	10%		Kuuk Thayorre	Ethnic Religions	
	Thai	Australia	Pacific Oceania	69,000	1%	LR	Thai	Buddhism	
	Tigray, Tigrinya	Australia	Pacific Oceania	4,700	95%		Tigrigna	Christianity	South Asian, gen.

Daily Prayer Guide for all People Groups & Unreached People Groups of Asia Pacific									Page 9
Pray Daily:	People Group Name:	Country Name:	Area-Region Name:	People Group Population:	%Percent Christian:	LR FR	Primary Language:	Primary Religion:	People Group Photos:
2 Feb.	Tiwi	Australia	Pacific Oceania	2,100	75%		Tiwi	Christianity	
	Tjupany	Australia	Pacific Oceania	300	55%		Tjupany	Christianity	
	Tongan	Australia	Pacific Oceania	14,000	94%		Tongan	Christianity	
	Torres Strait Islander	Australia	Pacific Oceania	6,300	70%		Torres Strait Creole	Christianity	
	Turk	Australia	Pacific Oceania	47,000	0%	FR	Turkish	Islam	
	Ukrainian	Australia	Pacific Oceania	19,000	76%		Ukrainian	Christianity	
	Umpila	Australia	Pacific Oceania	10	65%		Umpila	Christianity	
	Urdu	Australia	Pacific Oceania	71,000	0%	FR	Urdu	Islam	
	Uygher	Australia	Pacific Oceania	5,100	0.50%	LR	Uyghur	Islam	
	Vietnamese	Australia	Pacific Oceania	229,000	22%		Vietnamese	Buddhism	Urdu
	Walmatjari	Australia	Pacific Oceania	300	65%		Walmajarri	Christianity	
3 Feb.	Wambaya	Australia	Pacific Oceania	100	80%		Wambaya	Christianity	
	Wardaman	Australia	Pacific Oceania	100	70%		Wardaman	Christianity	
	Warlpiri	Australia	Pacific Oceania	2,400	70%		Warlpiri	Christianity	
	Warumungu	Australia	Pacific Oceania	300	9%		Warumungu	Ethnic Religions	
	Watjari	Australia	Pacific Oceania	300	10%		English	Ethnic Religions	
	Welsh	Australia	Pacific Oceania	47,000	62%		Welsh	Christianity	
	Wik-Iiyanh	Australia	Pacific Oceania	70	30%		Wik-Iiyanh	Ethnic Religions	
	Wik-Munkan	Australia	Pacific Oceania	500	70%		Wik-Mungkan	Christianity	
	Wik-Ngathana	Australia	Pacific Oceania	100	70%		Wik-Ngathana	Christianity	Ukrainian
	Wiradhuri	Australia	Pacific Oceania	100	70%		English	Christianity	
4 Feb.	Worora	Australia	Pacific Oceania	20	70%		English	Christianity	
	Yankunytjatjara	Australia	Pacific Oceania	700	50%		Yankunytjatjara	Ethnic Religions	
	Yanyuwa	Australia	Pacific Oceania	200	15%		Yanyuwa	Ethnic Religions	
	Yidiny	Australia	Pacific Oceania	200	80%		Yidiny	Christianity	
	Yindjibarndi	Australia	Pacific Oceania	400	40%		Yindjibarndi	Ethnic Religions	
	Yoruba, Oyo	Australia	Pacific Oceania	2,000	60%		Yoruba	Christianity	
	Americans, U.S.	British Indian OT	Pacific Oceania	2,800	79%		English	Christianity	
	Filipino, Tagalog	British Indian OT	Pacific Oceania	200	90%		Tagalog	Christianity	
	Anglo-Australian	Christmas Island	Pacific Oceania	300	70%		English	Christianity	Welsh
	Chinese, general	Christmas Island	Pacific Oceania	800	14%		Language unknown	Buddhism	
5 Feb.	Malay	Christmas Island	Pacific Oceania	400	1%	LR	Malay	Islam	
	Malay, Cocos Islands	Christmas Island	Pacific Oceania	600	0%	FR	Malay,Cocos Islands	Islam	
	Anglo-Australian, British	Cocos Islands	Pacific Oceania	200	70%		English	Christianity	
	Malay, Cocos Islands	Cocos Islands	Pacific Oceania	400	0%	FR	Malay,Cocos Islands	Islam	
	Anglo-New Zealander	Cook Islands	Pacific Oceania	700	80%		English	Christianity	
	Cook Islands Maori	Cook Islands	Pacific Oceania	13,000	99%		Cook Islands Maori	Christianity	
	Euronesian, Part-Maori	Cook Islands	Pacific Oceania	800	100%		English	Christianity	
	Niuean	Cook Islands	Pacific Oceania	200	96%		Niue	Christianity	
	Penrhyn, Tongareva	Cook Islands	Pacific Oceania	300	98%		Penrhyn	Christianity	Cook Islands Maori

Pray Daily:	People Group Name:	Country Name:	Area-Region Name:	People Group Population:	%Percent Christian:	LR FR	Primary Language:	Primary Religion:	People Group Photos:
6 Feb.	Pukapuka	Cook Islands	Pacific Oceania	1,000	99%		Pukapuka	Christianity	
	Rakahanga-Manihiki	Cook Islands	Pacific Oceania	1,900	94%		Rakahanga-Manihiki	Christianity	
	Americans, U.S.	Fiji	Pacific Oceania	4,400	80%		English	Christianity	
	Anglo-Australian	Fiji	Pacific Oceania	7,600	70%		English	Christianity	
	Bhojpuri Bihari	Fiji	Pacific Oceania	27,000	15%		Bhojpuri	Hinduism	
	British	Fiji	Pacific Oceania	500	60%		English	Christianity	
	Deaf	Fiji	Pacific Oceania	4,500	65%		Language unknown	Christianity	
	Euronesian	Fiji	Pacific Oceania	17,000	99%		English	Christianity	
	Fijian	Fiji	Pacific Oceania	273,000	98%		Fijian	Christianity	
	Fijian Hindi	Fiji	Pacific Oceania	195,000	32%		Hindi, Fiji	Hinduism	
7 Feb.	Fijian, Western	Fiji	Pacific Oceania	58,000	94%		Fijian, Western	Christianity	Fijian
	Gonedauan	Fiji	Pacific Oceania	800	98%		Gone Dau	Christianity	
	Gujarati	Fiji	Pacific Oceania	25,000	10%		Gujarati	Hinduism	
	Han Chinese, Mandarin	Fiji	Pacific Oceania	5,900	10%		Chinese, Mandarin	Non-Religious	
	Kadavu	Fiji	Pacific Oceania	12,000	98%		Fijian	Christianity	
	Kiribertese, Gilbertese	Fiji	Pacific Oceania	6,700	99%		Kiribati	Christianity	
	Lauan	Fiji	Pacific Oceania	22,000	97%		Lauan	Christianity	
	Lomaiviti Islander	Fiji	Pacific Oceania	1,800	98%		Lomaiviti	Christianity	
	Nadroga	Fiji	Pacific Oceania	28,000	96%		Fijian, Western	Christianity	
	Namosi	Fiji	Pacific Oceania	1,800	98%		Namosi-Naitasiri-Serua	Christianity	Fijian Hindi
8 Feb.	Punjabi	Fiji	Pacific Oceania	9,000	6%		Punjabi, Eastern	Hinduism	
	Rotuman	Fiji	Pacific Oceania	8,300	98%		Rotuman	Christianity	
	Samoan	Fiji	Pacific Oceania	1,300	97%		Samoan	Christianity	
	Solomoni Creole	Fiji	Pacific Oceania	7,200	99%		Pijin	Christianity	
	South Asian, Bengali	Fiji	Pacific Oceania	22,000	10%		Bengali	Islam	
	South Asian, Telugu	Fiji	Pacific Oceania	33,000	25%		Telugu	Hinduism	
	Tamil, Hindu	Fiji	Pacific Oceania	77,000	22%		Tamil	Hinduism	
	Tongan	Fiji	Pacific Oceania	1,400	96%		Tongan	Christianity	
	Tuvaluan	Fiji	Pacific Oceania	500	98%		Tuvaluan	Christianity	
	Urdu	Fiji	Pacific Oceania	4,500	3%	LR	Urdu	Islam	South Asian, Telugu
9 Feb.	Vanua Levu, Central	Fiji	Pacific Oceania	3,700	96%		Fijian	Christianity	
	Vanua Levu, Northeast	Fiji	Pacific Oceania	2,800	97%		Fijian	Christianity	
	Vanua Levu, Southeast	Fiji	Pacific Oceania	2,800	97%		Fijian	Christianity	
	Viti Levu, Northeast	Fiji	Pacific Oceania	23,000	97%		Fijian	Christianity	
	Wallisian	Fiji	Pacific Oceania	900	100%		Wallisian	Christianity	
	Chinese-Tahitian Creole	French Polynesia	Pacific Oceania	300	55%		Tahitian	Christianity	
	Cook Islands Maori	French Polynesia	Pacific Oceania	1,700	96%		Cook Islands Maori	Christianity	
	Deaf	French Polynesia	Pacific Oceania	2,100	92%		Language unknown	Christianity	
	Euronesian	French Polynesia	Pacific Oceania	26,000	97%		French	Christianity	Tamil, Hindu

Pray Daily:	People Group Name:	Country Name:	Area-Region Name:	People Group Population:	%Percent Christian:	LR FR	Primary Language:	Primary Religion:	People Group Photos:
10 Feb.	French	French Polynesia	Pacific Oceania	144,000	73%		French	Christianity	
	Mangarevan	French Polynesia	Pacific Oceania	1,300	83%		Mangareva	Christianity	
	Marquesan, North	French Polynesia	Pacific Oceania	5,900	90%		Marquesan, North	Christianity	
	Marquesan, South	French Polynesia	Pacific Oceania	3,200	78%		Marquesan, South	Christianity	
	Pitcairner, Norfolk	French Polynesia	Pacific Oceania	?	100%		Pitcairn-Norfolk	Christianity	
	Rapa	French Polynesia	Pacific Oceania	500	100%		Rapa	Christianity	
	Tahitian	French Polynesia	Pacific Oceania	69,000	97%		Tahitian	Christianity	
	Tuamotuan, Paumotu	French Polynesia	Pacific Oceania	15,000	93%		Tuamotuan	Christianity	
	Tubuaian, Austral	French Polynesia	Pacific Oceania	7,800	88%		Austral	Christianity	
11 Feb.	Americans, U.S.	Guam	Pacific Oceania	15,000	87%		English	Christianity	
	Chamorro	Guam	Pacific Oceania	68,000	99%		Chamorro	Christianity	Tahitian
	Deaf	Guam	Pacific Oceania	900	97%		Language unknown	Christianity	
	Filipino, Tagalog	Guam	Pacific Oceania	48,000	98%		Tagalog	Christianity	
	Han Chinese, Cantonese	Guam	Pacific Oceania	1,300	9%		Chinese, Yue	Non-Religious	
	Han Chinese, Mandarin	Guam	Pacific Oceania	1,600	9%		Chinese, Mandarin	Non-Religious	
	Ilocano	Guam	Pacific Oceania	3,600	99%		Ilocano	Christianity	
	Japanese	Guam	Pacific Oceania	2,700	2%	LR	Japanese	Buddhism	
	Korean	Guam	Pacific Oceania	4,000	31%		Korean	Christianity	
	Palauan	Guam	Pacific Oceania	2,900	96%		Palauan	Christianity	
12 Feb.	Pingilapese	Guam	Pacific Oceania	600	100%		Pingelapese	Christianity	Filipino, Tagalog
	Ponapean	Guam	Pacific Oceania	2,500	96%		Pohnpeian	Christianity	
	Trukese	Guam	Pacific Oceania	14,000	95%		Chuukese	Christianity	
	Ulithian	Guam	Pacific Oceania	400	97%		Ulithian	Christianity	
	Woleaian	Guam	Pacific Oceania	200	98%		Woleaian	Christianity	
	Deaf	Kiribati (Gilbert)	Pacific Oceania	900	99%		Language unknown	Christianity	
	English-Speaking, gen.	Kiribati (Gilbert)	Pacific Oceania	600	90%		English	Christianity	
	Euronesian	Kiribati (Gilbert)	Pacific Oceania	1,600	96%		English	Christianity	
	Kiribertese, Gilbertese	Kiribati (Gilbert)	Pacific Oceania	113,000	99%		Kiribati	Christianity	
	Tuvaluan	Kiribati (Gilbert)	Pacific Oceania	1,000	97%		Tuvaluan	Christianity	
13 Feb.	Americans, U.S.	Marshall Islands	Pacific Oceania	3,800	78%		English	Christianity	Trukese
	Deaf	Marshall Islands	Pacific Oceania	400	97%		Language unknown	Christianity	
	Filipino, Tagalog	Marshall Islands	Pacific Oceania	400	94%		Tagalog	Christianity	
	Japanese	Marshall Islands	Pacific Oceania	400	1%	LR	Japanese	Buddhism	
	Marshallese	Marshall Islands	Pacific Oceania	51,000	97%		Marshallese	Christianity	
	Pacific Islanders, other	Marshall Islands	Pacific Oceania	1,300	95%		Marshallese	Christianity	
	Americans, U.S.	Micronesia,Fed.St	Pacific Oceania	1,300	73%		English	Christianity	
	Carolinian	Micronesia,Fed.St	Pacific Oceania	3,000	93%		Carolinian	Christianity	
	Chamorro	Micronesia,Fed.St	Pacific Oceania	1,000	100%		Chamorro	Christianity	
	Chinese, general	Micronesia,Fed.St	Pacific Oceania	600	6%		Chinese, Mandarin	Non-Religious	Euronesian

Daily Prayer Guide for all People Groups & Unreached People Groups of Asia Pacific									Page 12
Pray Daily:	People Group Name:	Country Name:	Area-Region Name:	People Group Population:	%Percent Christian:	LR FR	Primary Language:	Primary Religion:	People Group Photos:
14 Feb.	Deaf	Micronesia,Fed.St	Pacific Oceania	900	97%		Language unknown	Christianity	
	Filipino, Tagalog	Micronesia,Fed.St	Pacific Oceania	900	92%		Tagalog	Christianity	
	Japanese	Micronesia,Fed.St	Pacific Oceania	800	2%	LR	Japanese	Buddhism	
	Kapingamarangi	Micronesia,Fed.St	Pacific Oceania	2,700	93%		Kapingamarangi	Christianity	
	Kosraen	Micronesia,Fed.St	Pacific Oceania	6,500	99%		Kosraean	Christianity	
	Micronesians, English	Micronesia,Fed.St	Pacific Oceania	1,800	96%		English	Christianity	
	Mokilese	Micronesia,Fed.St	Pacific Oceania	800	97%		Mokilese	Christianity	
	Mortlockese	Micronesia,Fed.St	Pacific Oceania	6,000	98%		Mortlockese	Christianity	
	Namonuito	Micronesia,Fed.St	Pacific Oceania	1,000	95%		Namonuito	Christianity	
	Ngatik	Micronesia,Fed.St	Pacific Oceania	500	80%		Ngatik Men's Creole	Christianity	Kapingamarangi
15 Feb.	Nukoro	Micronesia,Fed.St	Pacific Oceania	800	100%		Nukuoro	Christianity	
	Paafang	Micronesia,Fed.St	Pacific Oceania	1,300	97%		Paafang	Christianity	
	Pingilapese	Micronesia,Fed.St	Pacific Oceania	2,200	96%		Pingelapese	Christianity	
	Ponapean	Micronesia,Fed.St	Pacific Oceania	23,000	98%		Pohnpeian	Christianity	
	Puluwat	Micronesia,Fed.St	Pacific Oceania	1,400	95%		Puluwatese	Christianity	
	Satawalese	Micronesia,Fed.St	Pacific Oceania	500	100%		Satawalese	Christianity	
	Sonsorol	Micronesia,Fed.St	Pacific Oceania	800	90%		Sonsorolese	Christianity	
	Trukese	Micronesia,Fed.St	Pacific Oceania	43,000	99%		Chuukese	Christianity	Pingilapese
	Ulithian	Micronesia,Fed.St	Pacific Oceania	3,200	98%		Ulithian	Christianity	
	Woleaian	Micronesia,Fed.St	Pacific Oceania	1,700	99%		Woleaian	Christianity	
	Yapese	Micronesia,Fed.St	Pacific Oceania	7,000	84%		Yapese	Christianity	
16 Feb.	Anglo-Australian	Nauru	Pacific Oceania	700	75%		English	Christianity	
	Han Chinese, Cantonese	Nauru	Pacific Oceania	1,400	14%		Chinese, Yue	Non-Religious	
	Kiribertese, Gilbertese	Nauru	Pacific Oceania	2,100	98%		Kiribati	Christianity	
	Kosraen	Nauru	Pacific Oceania	100	95%		Kosraean	Christianity	
	Marshallese	Nauru	Pacific Oceania	100	97%		Marshallese	Christianity	
	Nauruan	Nauru	Pacific Oceania	5,500	98%		Nauruan	Christianity	
	Tuvaluan	Nauru	Pacific Oceania	700	98%		Tuvaluan	Christianity	Ponapean
	Aeke	New Caledonia	Pacific Oceania	400	100%		French	Christianity	
	Ajie, Wai	New Caledonia	Pacific Oceania	6,300	95%		Ajie	Christianity	
17 Feb.	Ara	New Caledonia	Pacific Oceania	200	100%		Arha	Christianity	
	Aragure, Haragure	New Caledonia	Pacific Oceania	900	93%		Xaragure	Christianity	
	Aro	New Caledonia	Pacific Oceania	400	100%		Ajie	Christianity	
	Aveke	New Caledonia	Pacific Oceania	400	100%		Haveke	Christianity	
	Bwatoo, Voh-Kone	New Caledonia	Pacific Oceania	200	100%		Bwatoo	Christianity	
	Caac, Moenebeng	New Caledonia	Pacific Oceania	1,400	95%		Caac	Christianity	
	Camuhi	New Caledonia	Pacific Oceania	3,100	93%		Cemuhi	Christianity	
	Deaf	New Caledonia	Pacific Oceania	2,200	81%		Language unknown	Christianity	
	Dubea	New Caledonia	Pacific Oceania	1,400	98%		Drubea	Christianity	New Caledonia woman

Pray Daily:	People Group Name:	Country Name:	Area-Region Name:	People Group Population:	%Percent Christian:	LR FR	Primary Language:	Primary Religion:	People Group Photos:
18 Feb.	Euronesian	New Caledonia	Pacific Oceania	28,000	91%		French	Christianity	
	Futunian, East	New Caledonia	Pacific Oceania	3,100	94%		Futuna, East	Christianity	
	Fwai	New Caledonia	Pacific Oceania	2,200	91%		Fwai	Christianity	
	Iaian	New Caledonia	Pacific Oceania	4,800	96%		Iaai	Christianity	
	Italian	New Caledonia	Pacific Oceania	8,600	82%		Italian	Christianity	
	Javanese,New Caledonian	New Caledonia	Pacific Oceania	4,300	15%		Javanese,NewCaledon	Islam	
	Kwenyi, Kapone	New Caledonia	Pacific Oceania	2,600	93%		Numee	Christianity	
	Lifuan, Dehu	New Caledonia	Pacific Oceania	15,000	98%		Drehu	Christianity	Euronesian
	Moaeke, Hmwaeke	New Caledonia	Pacific Oceania	100	100%		Vamale	Christianity	
	Moaveke	New Caledonia	Pacific Oceania	200	100%		Hmwaveke	Christianity	
19 Feb.	Neku	New Caledonia	Pacific Oceania	200	100%		Neku	Christianity	
	Nemi	New Caledonia	Pacific Oceania	1,100	94%		Nemi	Christianity	
	Nenema	New Caledonia	Pacific Oceania	1,300	92%		Nelemwa-Nixumwak	Christianity	
	Nengonese, Mare	New Caledonia	Pacific Oceania	10,000	95%		Nengone	Christianity	
	New Caledonian French	New Caledonia	Pacific Oceania	115,000	61%		French	Christianity	Javanese
	Njawe, Ubach	New Caledonia	Pacific Oceania	1,200	100%		Jawe	Christianity	
	Nyua-Bonde, Thuanga	New Caledonia	Pacific Oceania	2,800	94%		Yuanga	Christianity	
	Orowe	New Caledonia	Pacific Oceania	600	100%		Orowe	Christianity	
	Pati, Ponerihouen	New Caledonia	Pacific Oceania	8,500	96%		Paici	Christianity	
	Pinje	New Caledonia	Pacific Oceania	200	95%		Pije	Christianity	
20 Feb.	Poamei	New Caledonia	Pacific Oceania	300	100%		Pwaamei	Christianity	
	Poapoa	New Caledonia	Pacific Oceania	50	100%		Jawe	Christianity	Tahitian
	Portuguese	New Caledonia	Pacific Oceania	900	94%		Portuguese	Christianity	
	Spaniard	New Caledonia	Pacific Oceania	2,900	77%		Spanish	Christianity	
	Tahitian	New Caledonia	Pacific Oceania	5,900	95%		Tahitian	Christianity	
	Tayo, Kaldosh Euronesian	New Caledonia	Pacific Oceania	1,100	90%		Tayo	Christianity	
	Tiri	New Caledonia	Pacific Oceania	700	1%		Tiri	Christianity	
	Uvean, West	New Caledonia	Pacific Oceania	2,600	97%		Fagauvea	Christianity	
	Vanuatu Melanesian	New Caledonia	Pacific Oceania	2,500	94%		Bislama	Christianity	
	Vietnamese	New Caledonia	Pacific Oceania	2,800	9%		Vietnamese	Buddhism	Vanuatu Melanesian
21 Feb.	Wallisian, East Uvean	New Caledonia	Pacific Oceania	26,000	98%		Wallisian	Christianity	
	Xaracuu, Canala	New Caledonia	Pacific Oceania	6,700	96%		Xaracuu	Christianity	
	Yalayu	New Caledonia	Pacific Oceania	2,300	90%		Nyalayu	Christianity	
	Afghani, general	New Zealand	Pacific Oceania	3,600	0%	FR	Pashto, Southern	Islam	
	Afrikaner	New Zealand	Pacific Oceania	1,300	90%		Afrikaans	Christianity	
	Americans, U.S.	New Zealand	Pacific Oceania	13,000	80%		English	Christianity	
	Amhara, Ethiopian	New Zealand	Pacific Oceania	1,300	86%		Amharic	Christianity	
	Anglo-Australian	New Zealand	Pacific Oceania	30,000	70%		English	Christianity	
	Anglo-Canadian	New Zealand	Pacific Oceania	6,200	76%		English	Christianity	Anglo-Australian

Daily Prayer Guide for all People Groups & Unreached People Groups of Asia Pacific									Page 14
Pray Daily:	People Group Name:	Country Name:	Area-Region Name:	People Group Population:	%Percent Christian:	LR FR	Primary Language:	Primary Religion:	People Group Photos:
22 Feb.	Anglo-New Zealander	New Zealand	Pacific Oceania	2,874,000	51%		English	Christianity	
	Anglo-Romani	New Zealand	Pacific Oceania	1,400	70%		Angloromani	Christianity	
	Anglo-South African	New Zealand	Pacific Oceania	18,000	70%		English	Christianity	
	Arab, Egyptian	New Zealand	Pacific Oceania	1,200	16%		Arabic, Egyptian	Islam	
	Arab, Iraqi	New Zealand	Pacific Oceania	2,700	3%	LR	Arabic, Mesopotamian	Islam	
	Arab, Lebanese	New Zealand	Pacific Oceania	1,100	32%		Arabic,N.Levantine	Islam	
	Assyrian	New Zealand	Pacific Oceania	1,600	96%		Assyrian Neo-Aramaic	Christianity	
	Austrian, Bavarian	New Zealand	Pacific Oceania	1,100	83%		Bavarian	Christianity	
	Black African, general	New Zealand	Pacific Oceania	3,800	75%		English	Christianity	Anglo-New Zealander
	Brazilian, White	New Zealand	Pacific Oceania	3,000	90%		Portuguese	Christianity	
23 Feb.	British, English	New Zealand	Pacific Oceania	41,000	60%		English	Christianity	
	British, Scottish	New Zealand	Pacific Oceania	15,000	60%		English	Christianity	
	Burmese	New Zealand	Pacific Oceania	2,300	1%	LR	Burmese	Buddhism	
	Cebuano	New Zealand	Pacific Oceania	3,500	99%		Cebuano	Christianity	
	Chilean	New Zealand	Pacific Oceania	1,800	90%		Spanish	Christianity	
	Chinese, general	New Zealand	Pacific Oceania	54,000	9%		English	Non-Religious	
	Cook Islands Maori	New Zealand	Pacific Oceania	64,000	96%		Cook Islands Maori	Christianity	
	Croat	New Zealand	Pacific Oceania	2,800	92%		Croatian	Christianity	
	Czech	New Zealand	Pacific Oceania	1,100	28%		Czech	Non-Religious	
	Danish	New Zealand	Pacific Oceania	2,100	85%		Danish	Christianity	Cook Islands Maori
24 Feb.	Deaf	New Zealand	Pacific Oceania	9,700	53%		New Zealand SignLang.	Christianity	
	Dutch	New Zealand	Pacific Oceania	30,000	47%		Dutch	Non-Religious	
	European, general	New Zealand	Pacific Oceania	28,000	65%		English	Christianity	
	Fijian	New Zealand	Pacific Oceania	15,000	65%		Fijian	Christianity	
	Fijian Hindi	New Zealand	Pacific Oceania	1,700	34%		Hindi, Fiji	Hinduism	
	Filipino, Tagalog	New Zealand	Pacific Oceania	43,000	92%		Tagalog	Christianity	
	French	New Zealand	Pacific Oceania	4,900	61%		French	Christianity	
	German	New Zealand	Pacific Oceania	14,000	64%		German, Standard	Christianity	
	German Swiss	New Zealand	Pacific Oceania	2,500	76%		German, Swiss	Christianity	
	Greek	New Zealand	Pacific Oceania	2,600	91%		Greek	Christianity	Han Chin.Cantonese
25 Feb.	Gujarati	New Zealand	Pacific Oceania	25,000	1%	LR	Gujarati	Hinduism	
	Han Chinese, Cantonese	New Zealand	Pacific Oceania	101,000	9%		Chinese, Yue	Non-Religious	
	Han Chinese, Min Nan	New Zealand	Pacific Oceania	6,000	3%	LR	Chinese, Min Nan	Ethnic Religions	
	Han Chinese, Wu	New Zealand	Pacific Oceania	24,000	8%		Chinese, Wu	Non-Religious	
	Hindi	New Zealand	Pacific Oceania	67,000	3%	LR	Hindi	Hinduism	
	Hungarian	New Zealand	Pacific Oceania	1,400	89%		Hungarian	Christianity	
	Indonesian	New Zealand	Pacific Oceania	4,400	16%		Indonesian	Islam	
	Irish	New Zealand	Pacific Oceania	15,000	92%		English	Christianity	
	Italian	New Zealand	Pacific Oceania	4,000	83%		Italian	Christianity	Hindi

Daily Prayer Guide for all People Groups & Unreached People Groups of Asia Pacific									Page 15
Pray Daily:	People Group Name:	Country Name:	Area-Region Name:	People Group Population:	%Percent Christian:	LR FR	Primary Language:	Primary Religion:	People Group Photos:
26 Feb.	Japanese	New Zealand	Pacific Oceania	15,000	2%	LR	Japanese	Buddhism	
	Jew, English speaking	New Zealand	Pacific Oceania	8,000	1%	LR	English	Judaism	
	Kanarese	New Zealand	Pacific Oceania	1,500	3%	LR	Kannada	Hinduism	
	Khmer	New Zealand	Pacific Oceania	9,100	3%	LR	Khmer	Buddhism	
	Kiribertese, Gilbertese	New Zealand	Pacific Oceania	2,200	99%		Kiribati	Christianity	
	Korean	New Zealand	Pacific Oceania	32,000	31%		Korean	Christianity	
	Lao	New Zealand	Pacific Oceania	1,500	4%	LR	Lao	Buddhism	
	Latin American, general	New Zealand	Pacific Oceania	8,100	92%		Spanish	Christianity	
	Malay	New Zealand	Pacific Oceania	5,100	1%	LR	Malay	Islam	Maori
	Malayali	New Zealand	Pacific Oceania	6,300	15%		Malayalam	Hinduism	
27 Feb.	Maori	New Zealand	Pacific Oceania	632,000	65%		Maori	Christianity	
	Nepali, general	New Zealand	Pacific Oceania	2,700	1%	LR	Nepali	Hinduism	
	Niuean	New Zealand	Pacific Oceania	25,000	95%		Niue	Christianity	
	Pacific Islanders, gen.	New Zealand	Pacific Oceania	4,500	95%		English	Christianity	
	Pashtun, Northern	New Zealand	Pacific Oceania	1,800	0%	FR	Pashto, Northern	Islam	
	Persian	New Zealand	Pacific Oceania	3,400	2%	LR	Persian, Iranian	Islam	
	Pitcairner, Norfolk	New Zealand	Pacific Oceania	70	100%		Pitcairn-Norfolk	Christianity	
	Polish	New Zealand	Pacific Oceania	2,300	90%		Polish	Christianity	
	Pukapuka	New Zealand	Pacific Oceania	3,400	95%		Pukapuka	Christianity	
	Punjabi	New Zealand	Pacific Oceania	20,000	1%	LR	Punjabi, Eastern	Islam	Punjabi
28 Feb.	Rakahanga-Manihiki	New Zealand	Pacific Oceania	3,800	98%		Rakahanga-Manihiki	Christianity	
	Romanian	New Zealand	Pacific Oceania	1,500	97%		Romanian	Christianity	
	Russian	New Zealand	Pacific Oceania	6,300	67%		Russian	Christianity	
	Samoan	New Zealand	Pacific Oceania	152,000	97%		Samoan	Christianity	
	Serb	New Zealand	Pacific Oceania	1,100	81%		Serbian	Christianity	
	Shaikh	New Zealand	Pacific Oceania	1,700	0%	FR	Bengali	Islam	
	Sinhalese	New Zealand	Pacific Oceania	1,100	3%	LR	Sinhala	Buddhism	
	Slovene	New Zealand	Pacific Oceania	1,900	95%		Slovene	Christianity	
	Somali	New Zealand	Pacific Oceania	1,700	0%	FR	Somali	Islam	Samoan
	South Asian, Bengali	New Zealand	Pacific Oceania	3,500	1%	LR	Bengali	Islam	
1 Mar.	South Asian, general	New Zealand	Pacific Oceania	164,000	4%	LR	English	Hinduism	
	South Asian, Telugu	New Zealand	Pacific Oceania	4,900	3%	LR	Telugu	Hinduism	
	Spaniard	New Zealand	Pacific Oceania	2,200	77%		Spanish	Christianity	
	Swahili	New Zealand	Pacific Oceania	1,600	1%	LR	Swahili	Islam	
	Swedish	New Zealand	Pacific Oceania	1,500	57%		Swedish	Christianity	
	Tahitian	New Zealand	Pacific Oceania	1,500	90%		Tahitian	Christianity	
	Tamil, Hindu	New Zealand	Pacific Oceania	9,800	0%	FR	Tamil	Hinduism	
	Thai	New Zealand	Pacific Oceania	7,700	3%	LR	Thai	Buddhism	
	Thai, Isan	New Zealand	Pacific Oceania	8,500	1%	LR	Thai, Northeastern	Buddhism	South Asian, gen.

Daily Prayer Guide for all People Groups & Unreached People Groups of Asia Pacific									Page 16
Pray Daily:	People Group Name:	Country Name:	Area-Region Name:	People Group Population:	%Percent Christian:	LR FR	Primary Language:	Primary Religion:	People Group Photos:
2 Mar.	Tokelauan	New Zealand	Pacific Oceania	7,600	100%		Tokelauan	Christianity	
	Tongan	New Zealand	Pacific Oceania	64,000	96%		Tongan	Christianity	
	Turk	New Zealand	Pacific Oceania	1,700	0%	FR	Turkish	Islam	
	Tuvaluan	New Zealand	Pacific Oceania	3,700	95%		Tuvaluan	Christianity	
	Ukrainian	New Zealand	Pacific Oceania	800	79%		Ukrainian	Christianity	
	Urdu	New Zealand	Pacific Oceania	7,200	0%	FR	Urdu	Islam	
	Vietnamese	New Zealand	Pacific Oceania	7,000	9%		Vietnamese	Buddhism	
	Welsh	New Zealand	Pacific Oceania	3,900	60%		Welsh	Christianity	
	Niuean	Niue	Pacific Oceania	1,400	96%		Niue	Christianity	
	Pacific Islanders, gen.	Niue	Pacific Oceania	100	95%		Niue	Christianity	
3 Mar.	Anglo-Australian	Norfolk Island	Pacific Oceania	1,000	70%		English	Christianity	Tongan
	Anglo-New Zealander	Norfolk Island	Pacific Oceania	300	55%		English	Christianity	
	Pitcairner, Norfolk	Norfolk Island	Pacific Oceania	300	100%		Pitcairn-Norfolk	Christianity	
	Americans, U.S.	North Mariana Isl.	Pacific Oceania	6,200	77%		English	Christianity	
	Carolinian	North Mariana Isl.	Pacific Oceania	2,200	95%		Carolinian	Christianity	
	Chamorro	North Mariana Isl.	Pacific Oceania	21,000	99%		Chamorro	Christianity	
	Deaf	North Mariana Isl.	Pacific Oceania	300	85%		Language unknown	Christianity	
	Filipino, Tagalog	North Mariana Isl.	Pacific Oceania	11,000	99%		Tagalog	Christianity	
	Han Chinese, Mandarin	North Mariana Isl.	Pacific Oceania	11,000	9%		Chinese, Mandarin	Ethnic Religions	
	Japanese	North Mariana Isl.	Pacific Oceania	900	2%	LR	Japanese	Buddhism	Urdu
4 Mar.	Korean	North Mariana Isl.	Pacific Oceania	2,000	31%		Korean	Christianity	
	Palauan	North Mariana Isl.	Pacific Oceania	1,400	95%		Palauan	Christianity	
	Tanapag	North Mariana Isl.	Pacific Oceania	?	96%		Tanapag	Christianity	
	Woleaian	North Mariana Isl.	Pacific Oceania	200	96%		Woleaian	Christianity	
	Americans, U.S.	Palau	Pacific Oceania	200	78%		English	Christianity	
	Filipino, Tagalog	Palau	Pacific Oceania	2,800	96%		Tagalog	Christianity	
	Palauan	Palau	Pacific Oceania	10,000	96%		Palauan	Christianity	
	Palauan, English-speak.	Palau	Pacific Oceania	2,700	95%		English	Christianity	
	Sonsorol	Palau	Pacific Oceania	800	98%		Sonsorolese	Christianity	Filipino, Tagalog
	Tobian	Palau	Pacific Oceania	?	90%		Tobian	Christianity	
5 Mar.	Abaga	PapuaNewGuinea	Pacific Oceania	200	100%		Wagama	Christianity	
	Abasakur	PapuaNewGuinea	Pacific Oceania	2,000	90%		Pal	Christianity	
	Abau, Green River	PapuaNewGuinea	Pacific Oceania	13,000	98%		Abau	Christianity	
	Abie	PapuaNewGuinea	Pacific Oceania	1,400	92%		Aneme Wake	Christianity	
	Adjora	PapuaNewGuinea	Pacific Oceania	7,300	91%		Abu	Christianity	
	Adzera	PapuaNewGuinea	Pacific Oceania	50,000	85%		Adzera	Christianity	
	Aeka	PapuaNewGuinea	Pacific Oceania	5,000	86%		Aeka	Christianity	
	Agala, Sinale	PapuaNewGuinea	Pacific Oceania	900	4%		Fembe	Ethnic Religions	
	Agarabi	PapuaNewGuinea	Pacific Oceania	47,000	98%		Agarabi	Christianity	Agarabi

Pray Daily:	People Group Name:	Country Name:	Area-Region Name:	People Group Population:	%Percent Christian:	LR FR	Primary Language:	Primary Religion:	People Group Photos:
6 Mar.	Agi, Metru	PapuaNewGuinea	Pacific Oceania	1,500	90%		Agi	Christianity	
	Agob, Upiala-Bituri	PapuaNewGuinea	Pacific Oceania	4,200	96%		Agob	Christianity	
	Aighon	PapuaNewGuinea	Pacific Oceania	3,200	88%		Aighon	Christianity	
	Aiklep, Loko	PapuaNewGuinea	Pacific Oceania	10,000	99%		Gimi	Christianity	
	Aiku, Menandon	PapuaNewGuinea	Pacific Oceania	1,300	95%		Yangum Mon	Christianity	
	Aimele	PapuaNewGuinea	Pacific Oceania	200	10%		Aimele	Ethnic Religions	
	Ainbai	PapuaNewGuinea	Pacific Oceania	200	95%		Ainbai	Christianity	
	Aiome	PapuaNewGuinea	Pacific Oceania	1,600	90%		Aiome	Christianity	
	Aion	PapuaNewGuinea	Pacific Oceania	1,200	90%		Ambakich	Christianity	
	Ak	PapuaNewGuinea	Pacific Oceania	100	25%		Ak	Ethnic Religions	
7 Mar.	Akolet	PapuaNewGuinea	Pacific Oceania	2,700	91%		Akolet	Christianity	Alamblak
	Akrukay	PapuaNewGuinea	Pacific Oceania	400	100%		Chini	Christianity	
	Alamblak	PapuaNewGuinea	Pacific Oceania	2,600	90%		Alamblak	Christianity	
	Alatil, Aruop	PapuaNewGuinea	Pacific Oceania	500	100%		Amol	Christianity	
	Ama, Apaka	PapuaNewGuinea	Pacific Oceania	1,200	30%		Ama	Ethnic Religions	
	Amaimon	PapuaNewGuinea	Pacific Oceania	2,900	92%		Amaimon	Christianity	
	Amal	PapuaNewGuinea	Pacific Oceania	1,300	40%		Amal	Ethnic Religions	
	Amanab	PapuaNewGuinea	Pacific Oceania	7,100	97%		Amanab	Christianity	
	Ambasi, Tain-Daware	PapuaNewGuinea	Pacific Oceania	2,300	88%		Binandere	Christianity	Amanab
	Ambrak	PapuaNewGuinea	Pacific Oceania	500	30%		Ambrak	Ethnic Religions	
8 Mar.	Ambul, Palik	PapuaNewGuinea	Pacific Oceania	2,100	95%		Ambul	Christianity	
	Ambulas	PapuaNewGuinea	Pacific Oceania	61,000	99%		Ambulas	Christianity	
	Amele	PapuaNewGuinea	Pacific Oceania	13,000	90%		Amele	Christianity	
	Americans, U.S.	PapuaNewGuinea	Pacific Oceania	10,000	95%		English	Christianity	
	Ampale, Safeyoka	PapuaNewGuinea	Pacific Oceania	4,300	98%		Safeyoka	Christianity	
	Amto	PapuaNewGuinea	Pacific Oceania	400	25%		Amto	Ethnic Religions	
	Andai	PapuaNewGuinea	Pacific Oceania	400	15%		Andai	Ethnic Religions	
	Andarum	PapuaNewGuinea	Pacific Oceania	2,900	91%		Andarum	Christianity	
	Andra-Hus, Ahus	PapuaNewGuinea	Pacific Oceania	2,300	89%		Andra-Hus	Christianity	Angastaha, Langimar
	Anem	PapuaNewGuinea	Pacific Oceania	1,100	90%		Anem	Christianity	
9 Mar.	Angaataha, Langimar	PapuaNewGuinea	Pacific Oceania	3,400	95%		Angaataha	Christianity	
	Angal Heneng	PapuaNewGuinea	Pacific Oceania	77,000	99%		Angal Heneng	Christianity	
	Angal, East	PapuaNewGuinea	Pacific Oceania	32,000	98%		Angal	Christianity	
	Angaua	PapuaNewGuinea	Pacific Oceania	4,600	87%		Nend	Christianity	
	Angave	PapuaNewGuinea	Pacific Oceania	4,000	40%		Ankave	Ethnic Religions	
	Anggor, Watapor	PapuaNewGuinea	Pacific Oceania	3,200	90%		Angor	Christianity	
	Anglo-Australian	PapuaNewGuinea	Pacific Oceania	121,000	70%		English	Christianity	
	Angoram, Pondo	PapuaNewGuinea	Pacific Oceania	13,000	85%		Angoram	Christianity	
	Anor	PapuaNewGuinea	Pacific Oceania	1,700	86%		Anor	Christianity	Anglo-Australian



Pray Daily:	People Group Name:	Country Name:	Area-Region Name:	People Group Population:	%Percent Christian:	LR FR	Primary Language:	Primary Religion:	People Group Photos:
10 Mar.	Anuki, Gabobora	PapuaNewGuinea	Pacific Oceania	700	90%		Anuki	Christianity	
	Aomie, Upper Managalasi	PapuaNewGuinea	Pacific Oceania	2,700	86%		Omie	Christianity	
	Aramba, Serki	PapuaNewGuinea	Pacific Oceania	800	35%		Arammba	Ethnic Religions	
	Aramo	PapuaNewGuinea	Pacific Oceania	900	45%		Pinai-Hagahai	Ethnic Religions	
	Arapesh, Abu'	PapuaNewGuinea	Pacific Oceania	4,400	75%		Arapesh, Abu'	Christianity	
	Arawe	PapuaNewGuinea	Pacific Oceania	6,400	90%		Solong	Christianity	
	Arawum	PapuaNewGuinea	Pacific Oceania	300	100%		Arawum	Christianity	
	Aregerek, Musar	PapuaNewGuinea	Pacific Oceania	1,800	87%		Musar	Christianity	
	Ari, Waruna	PapuaNewGuinea	Pacific Oceania	90	83%		Ari	Christianity	
	Arifama-Miniafia	PapuaNewGuinea	Pacific Oceania	6,000	90%		Miniafia Oyan	Christianity	
11 Mar.	Arinua, Lolopani	PapuaNewGuinea	Pacific Oceania	4,700	95%		Heyo	Christianity	Aomie,Up. Managalasi
	Arop-Sissano	PapuaNewGuinea	Pacific Oceania	2,200	88%		Arop	Christianity	
	Aruek, Djang	PapuaNewGuinea	Pacific Oceania	1,200	85%		Aruek	Christianity	
	Arufe, Nambo	PapuaNewGuinea	Pacific Oceania	1,100	84%		Nambo	Christianity	
	Aruop, Lauisaranga	PapuaNewGuinea	Pacific Oceania	1,700	83%		Aruop	Christianity	
	Asaro, Upper Asaro	PapuaNewGuinea	Pacific Oceania	75,000	99%		Dano	Christianity	
	Asat	PapuaNewGuinea	Pacific Oceania	1,300	90%		Muratayak	Christianity	
	Ata	PapuaNewGuinea	Pacific Oceania	3,600	91%		Pele-Ata	Christianity	
	Atemble	PapuaNewGuinea	Pacific Oceania	100	100%		Mand	Christianity	Asaro,Upper Asaro
12 Mar.	Aturu	PapuaNewGuinea	Pacific Oceania	2,200	95%		Makayam	Christianity	
	Au	PapuaNewGuinea	Pacific Oceania	14,000	95%		Au	Christianity	
	Aunalei, Onele	PapuaNewGuinea	Pacific Oceania	900	91%		One, Molmo	Christianity	
	Avau	PapuaNewGuinea	Pacific Oceania	1,000	95%		Avau	Christianity	
	Awa, Mobuta	PapuaNewGuinea	Pacific Oceania	3,300	90%		Awa	Christianity	
	Awar	PapuaNewGuinea	Pacific Oceania	1,700	87%		Awar	Christianity	
	Awara	PapuaNewGuinea	Pacific Oceania	2,500	97%		Awara	Christianity	
	Awin, West Awin	PapuaNewGuinea	Pacific Oceania	20,000	98%		Aekyom	Christianity	Awiyaana, Auyana
	Awiyaana, Auyana	PapuaNewGuinea	Pacific Oceania	19,000	96%		Awiyaana	Christianity	
	Awun	PapuaNewGuinea	Pacific Oceania	600	25%		Awun	Ethnic Religions	
13 Mar.	Ayi	PapuaNewGuinea	Pacific Oceania	700	88%		Ayi	Christianity	
	Bagupi	PapuaNewGuinea	Pacific Oceania	90	100%		Bagupi	Christianity	
	Bagwa Zimakani	PapuaNewGuinea	Pacific Oceania	3,600	95%		Zimakani	Christianity	
	Bahinemo, Inaru	PapuaNewGuinea	Pacific Oceania	1,200	90%		Bahinemo	Christianity	
	Baibai	PapuaNewGuinea	Pacific Oceania	600	30%		Baibai	Ethnic Religions	
	Baimak	PapuaNewGuinea	Pacific Oceania	1,000	90%		Baimak	Christianity	
	Baining, Makakat	PapuaNewGuinea	Pacific Oceania	16,000	99%		Qaqet	Christianity	
	Baiyer Enga	PapuaNewGuinea	Pacific Oceania	45,000	97%		Kyaka	Christianity	
	Bakovi, Bola	PapuaNewGuinea	Pacific Oceania	20,000	95%		Bola	Christianity	Bakovi, Bola

Pray Daily:	People Group Name:	Country Name:	Area-Region Name:	People Group Population:	%Percent Christian:	LR FR	Primary Language:	Primary Religion:	People Group Photos:
14 Mar.	Bali-Vitu	PapuaNewGuinea	Pacific Oceania	21,000	90%		Uneapa	Christianity	
	Baluan-Pam	PapuaNewGuinea	Pacific Oceania	2,800	84%		Baluan-Pam	Christianity	
	Bam	PapuaNewGuinea	Pacific Oceania	4,200	80%		Biem	Christianity	
	Bamu	PapuaNewGuinea	Pacific Oceania	11,000	90%		Bamu	Christianity	
	Banaro	PapuaNewGuinea	Pacific Oceania	4,100	90%		Banaro	Christianity	
	Banoni	PapuaNewGuinea	Pacific Oceania	3,200	90%		Bannoni	Christianity	
	Barai	PapuaNewGuinea	Pacific Oceania	1,300	85%		Barai	Christianity	
	Baramu	PapuaNewGuinea	Pacific Oceania	1,500	95%		Baramu	Christianity	
	Bariai	PapuaNewGuinea	Pacific Oceania	2,900	91%		Bariai	Christianity	
	Bariji	PapuaNewGuinea	Pacific Oceania	800	88%		Bariji	Christianity	Beami, Bedamuni
15 Mar.	Barikewa	PapuaNewGuinea	Pacific Oceania	400	95%		Barikewa	Christianity	
	Barim, Malasanga	PapuaNewGuinea	Pacific Oceania	1,600	90%		Karnai	Christianity	
	Barok, Komalu	PapuaNewGuinea	Pacific Oceania	5,900	84%		Barok	Christianity	
	Baruga, Tugari	PapuaNewGuinea	Pacific Oceania	3,600	90%		Baruga	Christianity	
	Baruya	PapuaNewGuinea	Pacific Oceania	17,000	97%		Yipma	Christianity	
	Bau	PapuaNewGuinea	Pacific Oceania	5,500	88%		Bau	Christianity	
	Bauni	PapuaNewGuinea	Pacific Oceania	2,300	80%		Bauni	Christianity	
	Bauwaki	PapuaNewGuinea	Pacific Oceania	800	95%		Bauwaki	Christianity	
	Beami, Bedamuni	PapuaNewGuinea	Pacific Oceania	12,000	95%		Beami	Christianity	
	Bebeli	PapuaNewGuinea	Pacific Oceania	3,000	88%		Bebeli	Christianity	Bebeli
	Beli, Makarim	PapuaNewGuinea	Pacific Oceania	3,800	90%		Beli	Christianity	
16 Mar.	Bemal, Kein	PapuaNewGuinea	Pacific Oceania	3,000	20%		Kein	Ethnic Religions	
	Benabena	PapuaNewGuinea	Pacific Oceania	94,000	99%		Benabena	Christianity	
	Bepour	PapuaNewGuinea	Pacific Oceania	90	100%		Bepour	Christianity	
	Biage	PapuaNewGuinea	Pacific Oceania	1,500	70%		Biage	Christianity	
	Biaka, Nai	PapuaNewGuinea	Pacific Oceania	1,000	86%		Nai	Christianity	
	Biangai, Yongolei	PapuaNewGuinea	Pacific Oceania	3,200	90%		Biangai	Christianity	
	Bibasa	PapuaNewGuinea	Pacific Oceania	800	90%		Tok Pisin	Christianity	
	Bibling, Aria	PapuaNewGuinea	Pacific Oceania	300	100%		Amara	Christianity	
	Big Sepik	PapuaNewGuinea	Pacific Oceania	14,000	98%		Iatmul	Christianity	Benabena
17 Mar.	Bilakura	PapuaNewGuinea	Pacific Oceania	50	100%		Bilakura	Christianity	
	Bilbil	PapuaNewGuinea	Pacific Oceania	2,000	82%		Bilbil	Christianity	
	Biliau, Yamai	PapuaNewGuinea	Pacific Oceania	2,300	85%		Awad Bing	Christianity	
	Bilur	PapuaNewGuinea	Pacific Oceania	5,400	95%		Minigir	Christianity	
	Bimin	PapuaNewGuinea	Pacific Oceania	3,600	90%		Bimin	Christianity	
	Binahari	PapuaNewGuinea	Pacific Oceania	1,100	83%		Binahari	Christianity	
	Binandere	PapuaNewGuinea	Pacific Oceania	4,600	98%		Binandere	Christianity	
	Bine, Oriomo	PapuaNewGuinea	Pacific Oceania	2,700	95%		Bine	Christianity	
	Binumarien	PapuaNewGuinea	Pacific Oceania	900	88%		Binumarien	Christianity	Bine, Oriomo

Pray Daily:	People Group Name:	Country Name:	Area-Region Name:	People Group Population:	%Percent Christian:	LR FR	Primary Language:	Primary Religion:	People Group Photos:
18 Mar.	Bisis, Yambiyambi	PapuaNewGuinea	Pacific Oceania	5,100	40%		Bisis	Ethnic Religions	
	Bisorio, Iniai	PapuaNewGuinea	Pacific Oceania	400	80%		Bisorio	Christianity	
	Bitara	PapuaNewGuinea	Pacific Oceania	600	95%		Berinomo	Christianity	
	Biwat, Mundugumor	PapuaNewGuinea	Pacific Oceania	4,900	90%		Biwat	Christianity	
	Biyom	PapuaNewGuinea	Pacific Oceania	1,100	80%		Biyom	Christianity	
	Bo, Po	PapuaNewGuinea	Pacific Oceania	200	15%		Bo	Ethnic Religions	
	Bohuai	PapuaNewGuinea	Pacific Oceania	4,000	87%		Tulu-Bohuai	Christianity	
	Bohutu	PapuaNewGuinea	Pacific Oceania	2,200	88%		Buhutu	Christianity	
	Boikin, Nucum	PapuaNewGuinea	Pacific Oceania	53,000	99%		Boikin	Christianity	Bom, Bogadjim
	Bom, Bogadjim	PapuaNewGuinea	Pacific Oceania	3,200	90%		Anjam	Christianity	
19 Mar.	Bongos	PapuaNewGuinea	Pacific Oceania	6,300	95%		Kwanga	Christianity	
	Bongu	PapuaNewGuinea	Pacific Oceania	1,500	84%		Bongu	Christianity	
	Bonkiman	PapuaNewGuinea	Pacific Oceania	400	100%		Bonkiman	Christianity	
	Bosavi	PapuaNewGuinea	Pacific Oceania	3,200	80%		Kaluli	Christianity	
	Bosilewa	PapuaNewGuinea	Pacific Oceania	1,200	85%		Boselewa	Christianity	
	Bosngun	PapuaNewGuinea	Pacific Oceania	2,000	86%		Bosmun	Christianity	
	Bothar	PapuaNewGuinea	Pacific Oceania	200	75%		Language unknown	Christianity	
	Bouni	PapuaNewGuinea	Pacific Oceania	600	85%		Bouni	Christianity	
	Bouye	PapuaNewGuinea	Pacific Oceania	1,500	40%		Pouye	Ethnic Religions	Bosavi
	Breri	PapuaNewGuinea	Pacific Oceania	2,800	95%		Breri	Christianity	
	British	PapuaNewGuinea	Pacific Oceania	1,500	60%		English	Christianity	
20 Mar.	Buang, Central	PapuaNewGuinea	Pacific Oceania	18,000	80%		Buang, Mapos	Christianity	
	Budibud	PapuaNewGuinea	Pacific Oceania	500	95%		Budibud	Christianity	
	Buin, Uitai	PapuaNewGuinea	Pacific Oceania	45,000	98%		Terei	Christianity	
	Bukawa, Kawa	PapuaNewGuinea	Pacific Oceania	16,000	99%		Bugawac	Christianity	
	Bulgebi	PapuaNewGuinea	Pacific Oceania	200	100%		Gamane	Christianity	
	Bulu	PapuaNewGuinea	Pacific Oceania	1,600	86%		Bulu	Christianity	
	Bumbita Arapesh, Urita	PapuaNewGuinea	Pacific Oceania	7,000	88%		Arapesh, Bumbita	Christianity	
	Bun	PapuaNewGuinea	Pacific Oceania	800	40%		Bun	Ethnic Religions	Bukawa, Kawa
	Buna	PapuaNewGuinea	Pacific Oceania	1,200	80%		Buna	Christianity	
	Bunabun	PapuaNewGuinea	Pacific Oceania	1,900	90%		Brem	Christianity	
21 Mar.	Bunama, Barabara	PapuaNewGuinea	Pacific Oceania	9,400	95%		Bunama	Christianity	
	Bungain	PapuaNewGuinea	Pacific Oceania	5,800	95%		Bungain	Christianity	
	Burui	PapuaNewGuinea	Pacific Oceania	500	80%		Burui	Christianity	
	Burum, Somba	PapuaNewGuinea	Pacific Oceania	16,000	95%		Somba-Siawari	Christianity	
	Busa	PapuaNewGuinea	Pacific Oceania	400	25%		Odiai	Ethnic Religions	
	Bwadji, Mbagu	PapuaNewGuinea	Pacific Oceania	7,000	95%		Kuni-Boazi	Christianity	
	Bwaidoga, Mataitai	PapuaNewGuinea	Pacific Oceania	11,000	88%		Bwaidoka	Christianity	
	Chambri, Tchambuli	PapuaNewGuinea	Pacific Oceania	3,900	70%		Chambri	Christianity	Chambri,Tchambuli

Pray Daily:	People Group Name:	Country Name:	Area-Region Name:	People Group Population:	%Percent Christian:	LR FR	Primary Language:	Primary Religion:	People Group Photos:
22 Mar.	Changriwa	PapuaNewGuinea	Pacific Oceania	1,100	30%		Changriwa	Ethnic Religions	
	Chenapian, Zenap	PapuaNewGuinea	Pacific Oceania	300	15%		Chenapian	Ethnic Religions	
	Chuave, Tjuave	PapuaNewGuinea	Pacific Oceania	48,000	99%		Chuave	Christianity	
	Daga	PapuaNewGuinea	Pacific Oceania	14,000	90%		Daga	Christianity	
	Dahating	PapuaNewGuinea	Pacific Oceania	2,500	75%		Gwahatike	Christianity	
	Dambi	PapuaNewGuinea	Pacific Oceania	600	90%		Dambi	Christianity	
	Dami, Ham	PapuaNewGuinea	Pacific Oceania	7,300	95%		Marik	Christianity	
	Danaru	PapuaNewGuinea	Pacific Oceania	400	90%		Danaru	Christianity	
	Dangal	PapuaNewGuinea	Pacific Oceania	1,000	90%		Kodut, South	Christianity	
	Daonda	PapuaNewGuinea	Pacific Oceania	300	95%		Daonda	Christianity	
	Daribi, Elu	PapuaNewGuinea	Pacific Oceania	24,000	99%		Dadibi	Christianity	Chuave, Tjuave
23 Mar.	Dawawa	PapuaNewGuinea	Pacific Oceania	5,700	95%		Dawawa	Christianity	
	Deaf	PapuaNewGuinea	Pacific Oceania	91,000	96%		PapuaNewGuinean SL	Christianity	
	Dedua	PapuaNewGuinea	Pacific Oceania	8,500	98%		Dedua	Christianity	
	Degenan	PapuaNewGuinea	Pacific Oceania	1,300	90%		Degenan	Christianity	
	Dengalu	PapuaNewGuinea	Pacific Oceania	400	85%		Patep	Christianity	
	Detribalized, PNG	PapuaNewGuinea	Pacific Oceania	1,202,000	96%		Tok Pisin	Christianity	
	Dia, Alu	PapuaNewGuinea	Pacific Oceania	2,900	80%		Dia	Christianity	
	Dimir, Bosiken	PapuaNewGuinea	Pacific Oceania	6,100	95%		Gavak	Christianity	
	Diodio, Lauiaula	PapuaNewGuinea	Pacific Oceania	3,800	90%		Goodenough,West	Christianity	Diodio, Lauiaula
	Dobu, Galuewa	PapuaNewGuinea	Pacific Oceania	19,000	99%		Dobu	Christianity	
24 Mar.	Doga	PapuaNewGuinea	Pacific Oceania	300	90%		Doga	Christianity	
	Dogoro	PapuaNewGuinea	Pacific Oceania	500	95%		Doghoro	Christianity	
	Dom	PapuaNewGuinea	Pacific Oceania	21,000	97%		Dom	Christianity	
	Domu	PapuaNewGuinea	Pacific Oceania	1,600	95%		Domu	Christianity	
	Domung	PapuaNewGuinea	Pacific Oceania	4,900	95%		Domung	Christianity	
	Doromu-Koki	PapuaNewGuinea	Pacific Oceania	2,200	90%		Doromu-Koki	Christianity	
	Dorro	PapuaNewGuinea	Pacific Oceania	600	95%		Namo	Christianity	
	Doso	PapuaNewGuinea	Pacific Oceania	2,400	25%		Doso	Ethnic Religions	
	Doura	PapuaNewGuinea	Pacific Oceania	2,800	85%		Toura	Christianity	
	Duau, Lomitawa	PapuaNewGuinea	Pacific Oceania	8,700	99%		Duau	Christianity	Domung
25 Mar.	Duduela	PapuaNewGuinea	Pacific Oceania	1,400	90%		Uyajitaya	Christianity	
	Duke of York Islander	PapuaNewGuinea	Pacific Oceania	18,000	99%		Ramoaaina	Christianity	
	Dumun, Bai	PapuaNewGuinea	Pacific Oceania	60	95%		Tok Pisin	Christianity	
	Duna	PapuaNewGuinea	Pacific Oceania	26,000	99%		Duna	Christianity	
	Duranmin, Sucrmin	PapuaNewGuinea	Pacific Oceania	200	35%		Suarmin	Ethnic Religions	
	Edawapi, Namie	PapuaNewGuinea	Pacific Oceania	9,300	95%		Namia	Christianity	
	Eitiep	PapuaNewGuinea	Pacific Oceania	800	90%		Eitiep	Christianity	
	Eivo	PapuaNewGuinea	Pacific Oceania	3,400	90%		Askopan	Christianity	
	Elepi, Samap	PapuaNewGuinea	Pacific Oceania	500	90%		Elepi	Christianity	Duna

Pray Daily:	People Group Name:	Country Name:	Area-Region Name:	People Group Population:	%Percent Christian:	LR FR	Primary Language:	Primary Religion:	People Group Photos:
26 Mar.	Elkei	PapuaNewGuinea	Pacific Oceania	2,800	80%		Elkei	Christianity	
	Elu	PapuaNewGuinea	Pacific Oceania	500	80%		Elu	Christianity	
	Emerum, Pal	PapuaNewGuinea	Pacific Oceania	1,600	90%		Apal	Christianity	
	Emira, Mussau	PapuaNewGuinea	Pacific Oceania	8,000	99%		Mussau-Emira	Christianity	
	Enga, Endakali	PapuaNewGuinea	Pacific Oceania	325,000	97%		Enga	Christianity	
	Ere, Nane	PapuaNewGuinea	Pacific Oceania	3,200	85%		Ere	Christianity	
	Erima, Ogea	PapuaNewGuinea	Pacific Oceania	3,500	95%		Ogea	Christianity	
	Etoro	PapuaNewGuinea	Pacific Oceania	2,900	75%		Edolo	Christianity	
	Euronesian	PapuaNewGuinea	Pacific Oceania	7,900	95%		English	Christianity	
	Ewage-Notu	PapuaNewGuinea	Pacific Oceania	34,000	99%		Ewage-Notu	Christianity	Enga, Endakali
27 Mar.	Faita	PapuaNewGuinea	Pacific Oceania	90	97%		Kursav	Christianity	
	Faiwol	PapuaNewGuinea	Pacific Oceania	11,000	97%		Faiwol	Christianity	
	Fanamaket	PapuaNewGuinea	Pacific Oceania	1,800	90%		Fanamaket	Christianity	
	Fas, Bembi	PapuaNewGuinea	Pacific Oceania	3,900	80%		Fas	Christianity	
	Fasu, Namome	PapuaNewGuinea	Pacific Oceania	3,500	90%		Fasu	Christianity	
	Filipino, Tagalog	PapuaNewGuinea	Pacific Oceania	13,000	98%		Tagalog	Christianity	
	Finungwan	PapuaNewGuinea	Pacific Oceania	2,100	90%		Finongan	Christianity	
	Fiwaga	PapuaNewGuinea	Pacific Oceania	900	40%		Fiwaga	Ethnic Religions	
	Foi, Kutubu	PapuaNewGuinea	Pacific Oceania	8,300	95%		Foi	Christianity	Faiwol
	Foia Foia	PapuaNewGuinea	Pacific Oceania	300	20%		Foia Foia	Ethnic Religions	
28 Mar.	Forak	PapuaNewGuinea	Pacific Oceania	500	90%		Forak	Christianity	
	Foran, Kamba	PapuaNewGuinea	Pacific Oceania	5,400	90%		Wagi	Christianity	
	Fore, North-Central	PapuaNewGuinea	Pacific Oceania	29,000	99%		Fore	Christianity	
	Fore, South	PapuaNewGuinea	Pacific Oceania	10,000	98%		Fore	Christianity	
	Fuyuge	PapuaNewGuinea	Pacific Oceania	22,000	96%		Fuyug	Christianity	
	Gabadi	PapuaNewGuinea	Pacific Oceania	6,700	95%		Abadi	Christianity	
	Gadsup, Oyana	PapuaNewGuinea	Pacific Oceania	38,000	99%		Gadsup	Christianity	
	Gahuku	PapuaNewGuinea	Pacific Oceania	52,000	90%		Alekano	Christianity	
	Gaikunti	PapuaNewGuinea	Pacific Oceania	2,100	90%		Gaikundi	Christianity	Gabadi
	Gaina	PapuaNewGuinea	Pacific Oceania	2,800	90%		Gaina	Christianity	
29 Mar.	Gaktai	PapuaNewGuinea	Pacific Oceania	5,500	95%		Mali	Christianity	
	Gal	PapuaNewGuinea	Pacific Oceania	500	95%		Gal	Christianity	
	Galeya	PapuaNewGuinea	Pacific Oceania	3,700	90%		Galeya	Christianity	
	Ganglau	PapuaNewGuinea	Pacific Oceania	800	95%		Ganglau	Christianity	
	Ganja	PapuaNewGuinea	Pacific Oceania	6,400	99%		Kandawo	Christianity	
	Gants	PapuaNewGuinea	Pacific Oceania	5,500	95%		Gants	Christianity	
	Gapun	PapuaNewGuinea	Pacific Oceania	200	90%		Taiap	Christianity	
	Garuh, Butelkud-Guntabak	PapuaNewGuinea	Pacific Oceania	7,800	95%		Nobonob	Christianity	
	Garus	PapuaNewGuinea	Pacific Oceania	4,300	90%		Garus	Christianity	Gadsup, Oyana

Pray Daily:	People Group Name:	Country Name:	Area-Region Name:	People Group Population:	%Percent Christian:	LR FR	Primary Language:	Primary Religion:	People Group Photos:
30 Mar.	Gawanga	PapuaNewGuinea	Pacific Oceania	5,200	90%		Kwanga	Christianity	
	Gele	PapuaNewGuinea	Pacific Oceania	1,700	95%		Kele	Christianity	
	Genagane	PapuaNewGuinea	Pacific Oceania	2,900	90%		Kuman	Christianity	
	Gende	PapuaNewGuinea	Pacific Oceania	9,500	98%		Gende	Christianity	
	Ghayavi	PapuaNewGuinea	Pacific Oceania	4,900	90%		Ghayavi	Christianity	
	Gimi	PapuaNewGuinea	Pacific Oceania	65,000	99%		Gimi	Christianity	
	Ginuman	PapuaNewGuinea	Pacific Oceania	2,500	95%		Ginuman	Christianity	
	Gira	PapuaNewGuinea	Pacific Oceania	600	95%		Madi	Christianity	
	Girawa, Bagasin	PapuaNewGuinea	Pacific Oceania	12,000	98%		Girawa	Christianity	
	Gizra, Waidoro	PapuaNewGuinea	Pacific Oceania	1,700	95%		Gizrra	Christianity	Gogodala
31 Mar.	Gnau	PapuaNewGuinea	Pacific Oceania	2,300	90%		Gnau	Christianity	
	Gobasi	PapuaNewGuinea	Pacific Oceania	2,300	90%		Gobasi	Christianity	
	Gogodala	PapuaNewGuinea	Pacific Oceania	34,000	95%		Gogodala	Christianity	
	Golin, Chimbu	PapuaNewGuinea	Pacific Oceania	148,000	99%		Golin	Christianity	
	Gorakor	PapuaNewGuinea	Pacific Oceania	6,400	95%		Gorakor	Christianity	
	Gorova	PapuaNewGuinea	Pacific Oceania	20	100%		Banaro	Christianity	
	Graged, Star	PapuaNewGuinea	Pacific Oceania	11,000	95%		Gedaged	Christianity	
	Grass Koiari	PapuaNewGuinea	Pacific Oceania	2,900	90%		Koiari, Grass	Christianity	
	Greek	PapuaNewGuinea	Pacific Oceania	1,200	91%		Greek	Christianity	
	Guhu-Samane, Paiawa	PapuaNewGuinea	Pacific Oceania	23,000	98%		Guhu-Samane	Christianity	Guhu-Samane, Paiawa
1 Apr.	Guiarak	PapuaNewGuinea	Pacific Oceania	300	90%		Guya	Christianity	
	Gumalu	PapuaNewGuinea	Pacific Oceania	900	95%		Gumalu	Christianity	
	Gumawana	PapuaNewGuinea	Pacific Oceania	500	95%		Gumawana	Christianity	
	Guntai	PapuaNewGuinea	Pacific Oceania	600	40%		Guntai	Ethnic Religions	
	Guriaso	PapuaNewGuinea	Pacific Oceania	300	80%		Guriaso	Christianity	
	Gusan	PapuaNewGuinea	Pacific Oceania	1,400	90%		Nema	Christianity	
	Gusap, Yanko Wan	PapuaNewGuinea	Pacific Oceania	1,800	95%		Wasembo	Christianity	
	Guwet	PapuaNewGuinea	Pacific Oceania	500	95%		Duwet	Christianity	
	Gwedena	PapuaNewGuinea	Pacific Oceania	6,000	95%		Umanakaina	Christianity	
	Hahon	PapuaNewGuinea	Pacific Oceania	4,100	95%		Hahon	Christianity	Gusan
2 Apr.	Haigwai	PapuaNewGuinea	Pacific Oceania	1,800	95%		Haigwai	Christianity	
	Hako	PapuaNewGuinea	Pacific Oceania	14,000	97%		Hako	Christianity	
	Halia	PapuaNewGuinea	Pacific Oceania	42,000	98%		Halia	Christianity	
	Han Chinese, Mandarin	PapuaNewGuinea	Pacific Oceania	25,000	7%		Chinese, Mandarin	Non-Religious	
	Hermit Islander, Agomes	PapuaNewGuinea	Pacific Oceania	60	100%		Language unknown	Christianity	
	Hewa, Umairof	PapuaNewGuinea	Pacific Oceania	5,500	90%		Hewa	Christianity	
	Hinihon	PapuaNewGuinea	Pacific Oceania	2,600	90%		Pamosu	Christianity	
	Hiri Motu	PapuaNewGuinea	Pacific Oceania	10,000	91%		Motu, Hiri	Christianity	
	Hoia Hoia	PapuaNewGuinea	Pacific Oceania	100	40%		Hoia Hoia	Ethnic Religions	Gusap, Yanko Wan

Pray Daily:	People Group Name:	Country Name:	Area-Region Name:	People Group Population:	%Percent Christian:	LR FR	Primary Language:	Primary Religion:	People Group Photos:
3 Apr.	Hote	PapuaNewGuinea	Pacific Oceania	3,300	90%		Hote	Christianity	
	Hote, Misim	PapuaNewGuinea	Pacific Oceania	700	95%		Hote	Christianity	
	Hoyahoya	PapuaNewGuinea	Pacific Oceania	100	40%		Hoyahoya	Ethnic Religions	
	Hube	PapuaNewGuinea	Pacific Oceania	13,000	95%		Kube	Christianity	
	Hula	PapuaNewGuinea	Pacific Oceania	5,000	95%		Hula	Christianity	
	Huli	PapuaNewGuinea	Pacific Oceania	198,000	88%		Huli	Christianity	
	Humene	PapuaNewGuinea	Pacific Oceania	1,600	95%		Humene	Christianity	
	Idi, Dimisi	PapuaNewGuinea	Pacific Oceania	2,800	95%		Idi	Christianity	
	Igana	PapuaNewGuinea	Pacific Oceania	300	95%		Igana	Christianity	
	Igom	PapuaNewGuinea	Pacific Oceania	3,100	85%		Kanggape	Christianity	Huli
4 Apr.	Ikobi-Mena, Kopo-Monia	PapuaNewGuinea	Pacific Oceania	1,200	95%		Ikobi	Christianity	
	Ikundun	PapuaNewGuinea	Pacific Oceania	3,100	90%		Anamgura	Christianity	
	Imbongu, Imbon Ggo	PapuaNewGuinea	Pacific Oceania	73,000	97%		Imbongu	Christianity	
	Imonda	PapuaNewGuinea	Pacific Oceania	500	90%		Imonda	Christianity	
	Ipiko	PapuaNewGuinea	Pacific Oceania	600	90%		Ipiko	Christianity	
	Ipili, Ipili-Payala	PapuaNewGuinea	Pacific Oceania	43,000	98%		Ipili	Christianity	
	Irumu	PapuaNewGuinea	Pacific Oceania	1,900	85%		Tuma-Irumu	Christianity	
	Isabi, Maruhia	PapuaNewGuinea	Pacific Oceania	700	90%		Isabi	Christianity	
	Isan	PapuaNewGuinea	Pacific Oceania	8,100	87%		Yopno	Christianity	
	Isebe	PapuaNewGuinea	Pacific Oceania	2,400	90%		Isebe	Christianity	Ipili, Ipili-Payala
5 Apr.	Iteri, Yinibu	PapuaNewGuinea	Pacific Oceania	800	30%		Iteri	Ethnic Religions	
	Itutang	PapuaNewGuinea	Pacific Oceania	600	35%		Inapang	Ethnic Religions	
	Ivanga	PapuaNewGuinea	Pacific Oceania	1,800	90%		Lamogai	Christianity	
	Ivori	PapuaNewGuinea	Pacific Oceania	2,300	45%		Tainae	Ethnic Religions	
	Iwal	PapuaNewGuinea	Pacific Oceania	2,800	95%		Iwal	Christianity	
	Iwam	PapuaNewGuinea	Pacific Oceania	6,300	95%		Iwam	Christianity	
	Jew, English speaking	PapuaNewGuinea	Pacific Oceania	1,100	0%	FR	English	Judaism	
	Jilim	PapuaNewGuinea	Pacific Oceania	1,100	95%		Jilim	Christianity	
	Jimajima, Dima	PapuaNewGuinea	Pacific Oceania	1,300	95%		Dima	Christianity	
	Kabiano	PapuaNewGuinea	Pacific Oceania	1,500	40%		Niksek	Ethnic Religions	Iteri, Yinibu
6 Apr.	Kaiep	PapuaNewGuinea	Pacific Oceania	300	90%		Kaiep	Christianity	
	Kairak	PapuaNewGuinea	Pacific Oceania	1,200	70%		Kairak	Christianity	
	Kairi, Tumu	PapuaNewGuinea	Pacific Oceania	2,600	95%		Rumu	Christianity	
	Kairiru	PapuaNewGuinea	Pacific Oceania	5,500	95%		Kairiru	Christianity	
	Kakabai	PapuaNewGuinea	Pacific Oceania	1,400	95%		Kakabai	Christianity	
	Kaliai	PapuaNewGuinea	Pacific Oceania	4,600	98%		Lusi	Christianity	
	Kalokalo	PapuaNewGuinea	Pacific Oceania	1,700	85%		Koluwawa	Christianity	
	Kalou	PapuaNewGuinea	Pacific Oceania	2,200	35%		Kalou	Ethnic Religions	
	Kamano	PapuaNewGuinea	Pacific Oceania	109,000	99%		Kamano	Christianity	Jimajima, Dima

Pray Daily:	People Group Name:	Country Name:	Area-Region Name:	People Group Population:	%Percent Christian:	LR FR	Primary Language:	Primary Religion:	People Group Photos:
7 Apr.	Kamasa	PapuaNewGuinea	Pacific Oceania	10	100%		Menya	Christianity	
	Kamasau, Wand Tan	PapuaNewGuinea	Pacific Oceania	1,500	90%		Kamasau	Christianity	
	Kambaira	PapuaNewGuinea	Pacific Oceania	500	100%		Kambaira	Christianity	
	Kamberataro, Mannguar	PapuaNewGuinea	Pacific Oceania	1,200	95%		Dera	Christianity	
	Kambot	PapuaNewGuinea	Pacific Oceania	14,000	99%		Ap Ma	Christianity	
	Kamnum	PapuaNewGuinea	Pacific Oceania	1,000	90%		Awtuw	Christianity	
	Kamura	PapuaNewGuinea	Pacific Oceania	1,700	40%		Kamula	Ethnic Religions	
	Kandas	PapuaNewGuinea	Pacific Oceania	400	95%		Kandas	Christianity	
	Kaningra	PapuaNewGuinea	Pacific Oceania	900	89%		Kaningra	Christianity	
	Kanite	PapuaNewGuinea	Pacific Oceania	9,500	99%		Kanite	Christianity	
8 Apr.	Kanum, Enkelembu	PapuaNewGuinea	Pacific Oceania	400	30%		Kanum, Ngkalmpw	Ethnic Religions	Kanite
	Kanum, Sota	PapuaNewGuinea	Pacific Oceania	400	35%		Kanum, Sota	Ethnic Religions	
	Kapau, Kukukuku	PapuaNewGuinea	Pacific Oceania	94,000	99%		Hamtai	Christianity	
	Kapriman, Karambit	PapuaNewGuinea	Pacific Oceania	2,600	95%		Kapriman	Christianity	
	Kara, Lemakot	PapuaNewGuinea	Pacific Oceania	10,000	99%		Kara	Christianity	
	Karam	PapuaNewGuinea	Pacific Oceania	35,000	99%		Kalam	Christianity	
	Karawa	PapuaNewGuinea	Pacific Oceania	100	35%		Pouye	Ethnic Religions	
	Kare	PapuaNewGuinea	Pacific Oceania	1,000	90%		Kare	Christianity	
	Karkar, Yuri	PapuaNewGuinea	Pacific Oceania	2,600	95%		Karkar-Yuri	Christianity	
	Karo	PapuaNewGuinea	Pacific Oceania	7,900	95%		Rawa	Christianity	
9 Apr.	Karore	PapuaNewGuinea	Pacific Oceania	900	90%		Karore	Christianity	Kapau, Kukukuku
	Karua, Bakovi	PapuaNewGuinea	Pacific Oceania	3,300	84%		Bola	Christianity	
	Kasua	PapuaNewGuinea	Pacific Oceania	1,500	95%		Kasua	Christianity	
	Kate	PapuaNewGuinea	Pacific Oceania	26,000	87%		Kate	Christianity	
	Katiati	PapuaNewGuinea	Pacific Oceania	9,500	95%		Mum	Christianity	
	Katinja	PapuaNewGuinea	Pacific Oceania	3,800	95%		Angal Heneng	Christianity	
	Kaugel, Ubu Ugu	PapuaNewGuinea	Pacific Oceania	59,000	98%		Umbu-Ungu	Christianity	
	Kawacha	PapuaNewGuinea	Pacific Oceania	50	100%		Yagwoia	Christianity	
	Kayan	PapuaNewGuinea	Pacific Oceania	900	90%		Kayan	Christianity	
	Keak	PapuaNewGuinea	Pacific Oceania	19,000	85%		Mevembet	Christianity	
10 Apr.	Kela	PapuaNewGuinea	Pacific Oceania	3,900	95%		Kala	Christianity	
	Kelana, Gitoa	PapuaNewGuinea	Pacific Oceania	1,300	95%		Gitua	Christianity	Keuru
	Kenati	PapuaNewGuinea	Pacific Oceania	2,400	90%		Kenati	Christianity	
	Kenele	PapuaNewGuinea	Pacific Oceania	1,000	80%		Kyenele	Christianity	
	Keopara	PapuaNewGuinea	Pacific Oceania	34,000	99%		Keapara	Christianity	
	Kerewo, Kerewa-Goari	PapuaNewGuinea	Pacific Oceania	7,500	95%		Kerewo	Christianity	
	Keriaka	PapuaNewGuinea	Pacific Oceania	2,900	90%		Ramopa	Christianity	
	Kesawai, Namuya	PapuaNewGuinea	Pacific Oceania	1,200	95%		Kesawai	Christianity	
	Keuru	PapuaNewGuinea	Pacific Oceania	10,000	95%		Keoru-Ahia	Christianity	Papua New Guinean

Pray Daily:	People Group Name:	Country Name:	Area-Region Name:	People Group Population:	%Percent Christian:	LR FR	Primary Language:	Primary Religion:	People Group Photos:
11 Apr.	Kewa, East	PapuaNewGuinea	Pacific Oceania	78,000	99%		Kewa, East	Christianity	
	Kewa, South	PapuaNewGuinea	Pacific Oceania	17,000	99%		Erave	Christianity	
	Kewa, West	PapuaNewGuinea	Pacific Oceania	78,000	86%		Kewa, West	Christianity	
	Kewieng	PapuaNewGuinea	Pacific Oceania	1,100	90%		Yopno	Christianity	
	Keyagana	PapuaNewGuinea	Pacific Oceania	36,000	98%		Keyagana	Christianity	
	Kibiri, Porome	PapuaNewGuinea	Pacific Oceania	1,600	90%		Kibiri	Christianity	
	Kilmera	PapuaNewGuinea	Pacific Oceania	3,100	80%		Kilmeri	Christianity	
	Kinalakna	PapuaNewGuinea	Pacific Oceania	500	90%		Kinalakna	Christianity	
	Kire-Puire, Giri	PapuaNewGuinea	Pacific Oceania	3,900	90%		Kire	Christianity	
	Kiriwina, Vakuta	PapuaNewGuinea	Pacific Oceania	35,000	97%		Kilivila	Christianity	Papua New Guinean
12 Apr.	Kis	PapuaNewGuinea	Pacific Oceania	400	95%		Kis	Christianity	
	Kiwai, Northeast	PapuaNewGuinea	Pacific Oceania	8,000	99%		Kiwai, Northeast	Christianity	
	Kiwai, Southern	PapuaNewGuinea	Pacific Oceania	22,000	97%		Kiwai, Southern	Christianity	
	Kobon	PapuaNewGuinea	Pacific Oceania	15,000	98%		Kobon	Christianity	
	Koguman	PapuaNewGuinea	Pacific Oceania	1,200	88%		Kobol	Christianity	
	Koita	PapuaNewGuinea	Pacific Oceania	4,700	90%		Koitabu	Christianity	
	Koiwat	PapuaNewGuinea	Pacific Oceania	1,200	85%		Koiwat	Christianity	
	Kol	PapuaNewGuinea	Pacific Oceania	9,300	88%		Kol	Christianity	
	Kolom	PapuaNewGuinea	Pacific Oceania	800	90%		Migum	Christianity	
	Komba	PapuaNewGuinea	Pacific Oceania	26,000	98%		Komba	Christianity	Kolom
13 Apr.	Kombio	PapuaNewGuinea	Pacific Oceania	4,800	90%		Kombio	Christianity	
	Kominimung	PapuaNewGuinea	Pacific Oceania	500	90%		Kominimung	Christianity	
	Konai, Mirapmin	PapuaNewGuinea	Pacific Oceania	600	45%		Konai	Ethnic Religions	
	Konomala, Muliama	PapuaNewGuinea	Pacific Oceania	2,100	95%		Konomala	Christianity	
	Konua	PapuaNewGuinea	Pacific Oceania	6,600	95%		Rapoisi	Christianity	
	Kopar	PapuaNewGuinea	Pacific Oceania	800	90%		Kopar	Christianity	
	Korak	PapuaNewGuinea	Pacific Oceania	800	90%		Korak	Christianity	
	Korape	PapuaNewGuinea	Pacific Oceania	4,500	95%		Korafe-Yegha	Christianity	
	Korape, Yega	PapuaNewGuinea	Pacific Oceania	1,400	88%		Korafe-Yegha	Christianity	
	Koro	PapuaNewGuinea	Pacific Oceania	1,100	80%		Koro	Christianity	Korape
14 Apr.	Koromira	PapuaNewGuinea	Pacific Oceania	3,800	90%		Koromira	Christianity	
	Kosena	PapuaNewGuinea	Pacific Oceania	5,000	85%		Kosena	Christianity	
	Kosorong	PapuaNewGuinea	Pacific Oceania	3,800	95%		Borong	Christianity	
	Kovai	PapuaNewGuinea	Pacific Oceania	7,900	95%		Kovai	Christianity	
	Kove	PapuaNewGuinea	Pacific Oceania	15,000	90%		Kove	Christianity	
	Kowaki	PapuaNewGuinea	Pacific Oceania	40	95%		Mauwake	Christianity	
	Krisa, Isaka	PapuaNewGuinea	Pacific Oceania	700	86%		Isaka	Christianity	
	Kubo	PapuaNewGuinea	Pacific Oceania	2,100	97%		Kubo	Christianity	
	Kukuya	PapuaNewGuinea	Pacific Oceania	3,500	95%		Minaveha	Christianity	Kosena

Pray Daily:	People Group Name:	Country Name:	Area-Region Name:	People Group Population:	%Percent Christian:	LR FR	Primary Language:	Primary Religion:	People Group Photos:
15 Apr.	Kumalu	PapuaNewGuinea	Pacific Oceania	8,200	95%		Kumalu	Christianity	
	Kuman, Chimbu	PapuaNewGuinea	Pacific Oceania	177,000	96%		Kuman	Christianity	
	Kumukio	PapuaNewGuinea	Pacific Oceania	1,800	95%		Kumukio	Christianity	
	Kuni	PapuaNewGuinea	Pacific Oceania	3,700	90%		Kuni	Christianity	
	Kunimaipa	PapuaNewGuinea	Pacific Oceania	12,000	98%		Kunimaipa	Christianity	
	Kuot	PapuaNewGuinea	Pacific Oceania	3,900	95%		Kuot	Christianity	
	Kurada	PapuaNewGuinea	Pacific Oceania	2,500	90%		Auhelawa	Christianity	
	Kuruti-Pare	PapuaNewGuinea	Pacific Oceania	4,900	85%		Kurti	Christianity	
	Kwale	PapuaNewGuinea	Pacific Oceania	2,000	90%		Uare	Christianity	
	Kware	PapuaNewGuinea	Pacific Oceania	1,100	40%		Kwer	Ethnic Religions	Kuot
16 Apr.	Kwasengen, W. Wosera	PapuaNewGuinea	Pacific Oceania	11,000	95%		Hanga Hundi	Christianity	
	Kwato	PapuaNewGuinea	Pacific Oceania	2,300	90%		Waube	Christianity	
	Kwomtari, Maragin	PapuaNewGuinea	Pacific Oceania	1,300	35%		Kwomtari	Ethnic Religions	
	Label	PapuaNewGuinea	Pacific Oceania	400	95%		Label	Christianity	
	Labu	PapuaNewGuinea	Pacific Oceania	3,500	85%		Labu	Christianity	
	Laeko-Libuat	PapuaNewGuinea	Pacific Oceania	1,200	95%		Laeko-Libuat	Christianity	
	Laewomba, Wampar	PapuaNewGuinea	Pacific Oceania	12,000	99%		Wampar	Christianity	
	Lakurumai	PapuaNewGuinea	Pacific Oceania	800	90%		Lakurumai	Christianity	
	Lamogai	PapuaNewGuinea	Pacific Oceania	7,800	95%		Lamogai	Christianity	Labu
	Langam	PapuaNewGuinea	Pacific Oceania	700	40%		Langam	Ethnic Religions	
	Lantanai	PapuaNewGuinea	Pacific Oceania	700	84%		Daantanai'	Christianity	
17 Apr.	Lavatbura-Lamusong, Ugana	PapuaNewGuinea	Pacific Oceania	4,800	95%		Lavatbura-Lamusong	Christianity	
	Lavongai	PapuaNewGuinea	Pacific Oceania	30,000	99%		Tungag	Christianity	
	Lele, Moanus	PapuaNewGuinea	Pacific Oceania	3,700	95%		Lele	Christianity	
	Lembena	PapuaNewGuinea	Pacific Oceania	3,000	70%		Lembena	Christianity	
	Lemio	PapuaNewGuinea	Pacific Oceania	400	90%		Lemio	Christianity	
	Lenkau	PapuaNewGuinea	Pacific Oceania	600	90%		Lenkau	Christianity	
	Lesing	PapuaNewGuinea	Pacific Oceania	3,500	95%		Amio-Gelimi	Christianity	
	Levei-Narehat	PapuaNewGuinea	Pacific Oceania	3,700	90%		Khehek	Christianity	
	Lihir	PapuaNewGuinea	Pacific Oceania	22,000	99%		Lihir	Christianity	Langam
	Likum	PapuaNewGuinea	Pacific Oceania	100	96%		Likum	Christianity	
18 Apr.	Lilau, Ngaimbom	PapuaNewGuinea	Pacific Oceania	1,300	95%		Lilau	Christianity	
	Lindrou, Nyindrou	PapuaNewGuinea	Pacific Oceania	8,800	95%		Nyindrou	Christianity	
	Lohiki, Obi	PapuaNewGuinea	Pacific Oceania	1,700	90%		Akoye	Christianity	
	Lokep, Siasi	PapuaNewGuinea	Pacific Oceania	3,500	90%		Arop-Lokep	Christianity	
	Loniu	PapuaNewGuinea	Pacific Oceania	1,500	89%		Loniu	Christianity	
	Lou	PapuaNewGuinea	Pacific Oceania	2,300	90%		Lou	Christianity	
	Lower Morehead,Peremka	PapuaNewGuinea	Pacific Oceania	500	35%		Kunja	Ethnic Religions	
	Lugitama, Pahi	PapuaNewGuinea	Pacific Oceania	1,500	90%		Pahi	Christianity	
	Lungalunga	PapuaNewGuinea	Pacific Oceania	1,000	95%		Lungalunga	Christianity	Lesing

Pray Daily:	People Group Name:	Country Name:	Area-Region Name:	People Group Population:	%Percent Christian:	LR FR	Primary Language:	Primary Religion:	People Group Photos:
19 Apr.	Madak	PapuaNewGuinea	Pacific Oceania	7,900	95%		Madak	Christianity	
	Magi	PapuaNewGuinea	Pacific Oceania	60	30%		Magi	Ethnic Religions	
	Magiyi	PapuaNewGuinea	Pacific Oceania	600	65%		Magiyi	Christianity	
	Magori	PapuaNewGuinea	Pacific Oceania	200	95%		Motu, Hiri	Christianity	
	Maiadom	PapuaNewGuinea	Pacific Oceania	1,100	95%		Maiadomu	Christianity	
	Mailu, Derebai	PapuaNewGuinea	Pacific Oceania	13,000	99%		Magi	Christianity	
	Maisin	PapuaNewGuinea	Pacific Oceania	4,500	95%		Maisin	Christianity	
	Maiwa, Baiawa	PapuaNewGuinea	Pacific Oceania	2,900	90%		Maiwa	Christianity	
	Maiwala	PapuaNewGuinea	Pacific Oceania	4,200	90%		Maiwala	Christianity	Maiadom
	Malalamai	PapuaNewGuinea	Pacific Oceania	1,200	95%		Malalamai	Christianity	
20 Apr.	Malas	PapuaNewGuinea	Pacific Oceania	1,000	90%		Malas	Christianity	
	Malasanga	PapuaNewGuinea	Pacific Oceania	2,000	90%		Pano	Christianity	
	Male, Koliku	PapuaNewGuinea	Pacific Oceania	1,700	95%		Male	Christianity	
	Maleu, Kaitarolea	PapuaNewGuinea	Pacific Oceania	12,000	99%		Maleu-Kilenge	Christianity	
	Malon	PapuaNewGuinea	Pacific Oceania	5,200	87%		Malol	Christianity	
	Mamaa	PapuaNewGuinea	Pacific Oceania	600	95%		Tok Pisin	Christianity	
	Mamusi	PapuaNewGuinea	Pacific Oceania	9,200	98%		Mamusi	Christianity	
	Managalasi, Muaturaina	PapuaNewGuinea	Pacific Oceania	17,000	99%		Ese	Christianity	
	Manam, Sepa	PapuaNewGuinea	Pacific Oceania	13,000	98%		Manam	Christianity	Managalasi,Muaturaina
	Manambu	PapuaNewGuinea	Pacific Oceania	3,400	85%		Manambu	Christianity	
21 Apr.	Mandi	PapuaNewGuinea	Pacific Oceania	700	90%		Wiarumus	Christianity	
	Mandobo Atas	PapuaNewGuinea	Pacific Oceania	900	90%		Mandobo Atas	Christianity	
	Manem, Yeti	PapuaNewGuinea	Pacific Oceania	1,200	30%		Manem	Ethnic Religions	
	Mangga Buang, Lagis	PapuaNewGuinea	Pacific Oceania	2,000	95%		Buang, Mangga	Christianity	
	Mangseng	PapuaNewGuinea	Pacific Oceania	5,200	95%		Mangseng	Christianity	
	Mape	PapuaNewGuinea	Pacific Oceania	2,900	98%		Mape	Christianity	
	Mapena	PapuaNewGuinea	Pacific Oceania	900	95%		Mapena	Christianity	
	Maralango	PapuaNewGuinea	Pacific Oceania	500	90%		Kodut, South	Christianity	
	Maraliinan, Watut	PapuaNewGuinea	Pacific Oceania	3,400	95%		Kodut, Middle	Christianity	Maraliinan, Watut
	Mari	PapuaNewGuinea	Pacific Oceania	100	90%		Mari	Christianity	
22 Apr.	Mari, Hop	PapuaNewGuinea	Pacific Oceania	1,400	15%		Mari	Ethnic Religions	
	Maria, Manubara	PapuaNewGuinea	Pacific Oceania	2,100	90%		Maria	Christianity	
	Maring, Yoadabe-Watoare	PapuaNewGuinea	Pacific Oceania	23,000	95%		Maring	Christianity	
	Mataru	PapuaNewGuinea	Pacific Oceania	1,700	30%		Language unknown	Ethnic Religions	
	Matepi	PapuaNewGuinea	Pacific Oceania	500	95%		Matepi	Christianity	
	Matukar	PapuaNewGuinea	Pacific Oceania	700	95%		Matukar	Christianity	
	Mawak	PapuaNewGuinea	Pacific Oceania	40	95%		Mawak	Christianity	
	Mawan	PapuaNewGuinea	Pacific Oceania	800	90%		Mawan	Christianity	
	Mayo, Mayo-Yessan	PapuaNewGuinea	Pacific Oceania	3,400	90%		Yessan-Mayo	Christianity	Mbore

Pray Daily:	People Group Name:	Country Name:	Area-Region Name:	People Group Population:	%Percent Christian:	LR FR	Primary Language:	Primary Religion:	People Group Photos:
23 Apr.	Mbore	PapuaNewGuinea	Pacific Oceania	3,400	90%		Mbore	Christianity	
	Mbula, Mangap	PapuaNewGuinea	Pacific Oceania	6,800	95%		Mbula	Christianity	
	Mebu	PapuaNewGuinea	Pacific Oceania	900	30%		Ma	Ethnic Religions	
	Medebur	PapuaNewGuinea	Pacific Oceania	800	95%		Medebur	Christianity	
	Medlpa	PapuaNewGuinea	Pacific Oceania	299,000	99%		Melpa	Christianity	
	Mehek, Indinogosima	PapuaNewGuinea	Pacific Oceania	14,000	98%		Mehek	Christianity	
	Mekeo, Bush Mekeo	PapuaNewGuinea	Pacific Oceania	30,000	97%		Mekeo	Christianity	
	Mekmek	PapuaNewGuinea	Pacific Oceania	2,400	70%		Mekmek	Christianity	
	Mena	PapuaNewGuinea	Pacific Oceania	1,000	75%		Ikobi	Christianity	
	Mengen, Poeng	PapuaNewGuinea	Pacific Oceania	13,000	99%		Mengen	Christianity	Mekeo,Bush Mekeo
24 Apr.	Menya	PapuaNewGuinea	Pacific Oceania	42,000	99%		Menya	Christianity	
	Meramera, Ubili	PapuaNewGuinea	Pacific Oceania	4,500	90%		Meramera	Christianity	
	Mesem	PapuaNewGuinea	Pacific Oceania	8,500	95%		Mesem	Christianity	
	Mian, Bush People	PapuaNewGuinea	Pacific Oceania	4,600	90%		Golin	Christianity	
	Mianmin	PapuaNewGuinea	Pacific Oceania	2,200	95%		Mian	Christianity	
	Middle Watut, Sambio	PapuaNewGuinea	Pacific Oceania	7,500	90%		Kapin	Christianity	
	Midsivindi	PapuaNewGuinea	Pacific Oceania	2,800	90%		Inapang	Christianity	
	Migabac	PapuaNewGuinea	Pacific Oceania	3,500	90%		Migabac	Christianity	
	Mikarew, Ariawiai	PapuaNewGuinea	Pacific Oceania	12,000	97%		Aruamu	Christianity	
	Minanibai, Pepeha	PapuaNewGuinea	Pacific Oceania	900	90%		Minanibai	Christianity	Middle Watut, Sambio
25 Apr.	Mindiri	PapuaNewGuinea	Pacific Oceania	100	100%		Mindiri	Christianity	
	Misima-Paneati, Tokunu	PapuaNewGuinea	Pacific Oceania	30,000	99%		Misima-Panaeati	Christianity	
	Mitang, Nambi	PapuaNewGuinea	Pacific Oceania	1,000	95%		Nabi	Christianity	
	Miyak	PapuaNewGuinea	Pacific Oceania	1,000	40%		Kyenele	Ethnic Religions	
	Moere	PapuaNewGuinea	Pacific Oceania	90	95%		Moere	Christianity	
	Moewehafen, Agerlep	PapuaNewGuinea	Pacific Oceania	8,600	95%		Aiklep	Christianity	
	Moikodi, Doriri	PapuaNewGuinea	Pacific Oceania	1,700	95%		Moikodi	Christianity	
	Mok, Aria-Mouk	PapuaNewGuinea	Pacific Oceania	1,800	90%		Mouk-Aria	Christianity	
	Mokerang, Los Negros	PapuaNewGuinea	Pacific Oceania	500	90%		Mokerang	Christianity	Mikarew, Ariawiai
	Momole	PapuaNewGuinea	Pacific Oceania	1,100	95%		Kate	Christianity	
26 Apr.	Mondropolon	PapuaNewGuinea	Pacific Oceania	900	89%		Mondropolon	Christianity	
	Mongol	PapuaNewGuinea	Pacific Oceania	500	40%		Mongol	Ethnic Religions	
	Monumbo	PapuaNewGuinea	Pacific Oceania	700	92%		Monumbo	Christianity	
	Morafa	PapuaNewGuinea	Pacific Oceania	2,000	95%		Asaro'o	Christianity	
	Morawa	PapuaNewGuinea	Pacific Oceania	1,700	90%		Morawa	Christianity	
	Morigi Islander, Dabura	PapuaNewGuinea	Pacific Oceania	2,400	90%		Morigi	Christianity	
	Morima	PapuaNewGuinea	Pacific Oceania	5,000	99%		Molima	Christianity	
	Moromiranga	PapuaNewGuinea	Pacific Oceania	1,800	95%		Arop-Lokep	Christianity	
	Mortlock Islander, Takuu	PapuaNewGuinea	Pacific Oceania	1,800	60%		Takuu	Christianity	Misima-Paneati,Tokunu

Pray Daily:	People Group Name:	Country Name:	Area-Region Name:	People Group Population:	%Percent Christian:	LR FR	Primary Language:	Primary Religion:	People Group Photos:
27 Apr.	Mosimo	PapuaNewGuinea	Pacific Oceania	90	90%		Mosimo	Christianity	
	Motu	PapuaNewGuinea	Pacific Oceania	55,000	87%		Motu	Christianity	
	Motuna	PapuaNewGuinea	Pacific Oceania	10,000	96%		Siwai	Christianity	
	Mountain Arapesh, Kavu	PapuaNewGuinea	Pacific Oceania	26,000	99%		Bukiyip	Christianity	
	Mountain Koiari	PapuaNewGuinea	Pacific Oceania	6,200	95%		Koiali, Mountain	Christianity	
	Mouwase	PapuaNewGuinea	Pacific Oceania	600	95%		Mouwase	Christianity	
	Mufian	PapuaNewGuinea	Pacific Oceania	21,000	99%		Mufian	Christianity	
	Mugil, Bunu	PapuaNewGuinea	Pacific Oceania	6,000	95%		Bargam	Christianity	
	Mukawa, Are	PapuaNewGuinea	Pacific Oceania	4,400	90%		Are	Christianity	
	Munit	PapuaNewGuinea	Pacific Oceania	1,500	95%		Munit	Christianity	Munkip
28 Apr.	Muniwara, Mambe	PapuaNewGuinea	Pacific Oceania	2,500	90%		Juwal	Christianity	
	Munkip	PapuaNewGuinea	Pacific Oceania	800	95%		Tok Pisin	Christianity	
	Mur Pano	PapuaNewGuinea	Pacific Oceania	1,300	95%		Mur Pano	Christianity	
	Murik, Nor	PapuaNewGuinea	Pacific Oceania	1,700	90%		Murik	Christianity	
	Murisapa	PapuaNewGuinea	Pacific Oceania	500	90%		Moresada	Christianity	
	Murupi	PapuaNewGuinea	Pacific Oceania	900	90%		Murupi	Christianity	
	Musak	PapuaNewGuinea	Pacific Oceania	1,000	95%		Aisi	Christianity	
	Musom	PapuaNewGuinea	Pacific Oceania	300	100%		Musom	Christianity	
	Muyuw	PapuaNewGuinea	Pacific Oceania	13,000	85%		Muyuw	Christianity	
	Mwatebu	PapuaNewGuinea	Pacific Oceania	200	90%		Mwatebu	Christianity	Myu
29 Apr.	Myu	PapuaNewGuinea	Pacific Oceania	1,700	95%		Miu	Christianity	
	Nabak	PapuaNewGuinea	Pacific Oceania	37,000	90%		Nabak	Christianity	
	Nagatman	PapuaNewGuinea	Pacific Oceania	1,300	30%		Yale	Ethnic Religions	
	Nagovisi	PapuaNewGuinea	Pacific Oceania	7,900	97%		Sibe	Christianity	
	Naho	PapuaNewGuinea	Pacific Oceania	11,000	99%		Iyo	Christianity	
	Nakama	PapuaNewGuinea	Pacific Oceania	2,900	90%		Nakame	Christianity	
	Nakanai	PapuaNewGuinea	Pacific Oceania	38,000	90%		Nakanai	Christianity	
	Nake	PapuaNewGuinea	Pacific Oceania	500	95%		Nake	Christianity	
	Nakwi	PapuaNewGuinea	Pacific Oceania	500	35%		Nakwi	Ethnic Religions	
	Nali-Yiru	PapuaNewGuinea	Pacific Oceania	4,500	95%		Nali	Christianity	Naho
30 Apr.	Nalik, Lugagon	PapuaNewGuinea	Pacific Oceania	13,000	95%		Nalik	Christianity	
	Nama	PapuaNewGuinea	Pacific Oceania	2,000	95%		Nama	Christianity	
	Namat	PapuaNewGuinea	Pacific Oceania	300	95%		Namat	Christianity	
	Namau, Koriki	PapuaNewGuinea	Pacific Oceania	9,300	99%		Purari	Christianity	
	Namiae	PapuaNewGuinea	Pacific Oceania	1,900	83%		Namiae	Christianity	
	Nankina	PapuaNewGuinea	Pacific Oceania	5,800	95%		Nankina	Christianity	
	Nanubae	PapuaNewGuinea	Pacific Oceania	1,300	10%		Nanubae	Ethnic Religions	
	Nara, Pokau	PapuaNewGuinea	Pacific Oceania	4,700	99%		Lala	Christianity	
	Narak	PapuaNewGuinea	Pacific Oceania	11,000	95%		Narak	Christianity	Nara, Pokau

Pray Daily:	People Group Name:	Country Name:	Area-Region Name:	People Group Population:	%Percent Christian:	LR FR	Primary Language:	Primary Religion:	People Group Photos:
1 May.	Nasioi, Kieta	PapuaNewGuinea	Pacific Oceania	30,000	98%		Naasioi	Christianity	
	Nauna	PapuaNewGuinea	Pacific Oceania	700	95%		Nauna	Christianity	
	Nawaru, Sirio	PapuaNewGuinea	Pacific Oceania	400	95%		Nawaru	Christianity	
	Nek	PapuaNewGuinea	Pacific Oceania	2,600	85%		Nek	Christianity	
	Nekgini	PapuaNewGuinea	Pacific Oceania	1,100	95%		Nekgini	Christianity	
	Neko	PapuaNewGuinea	Pacific Oceania	900	90%		Neko	Christianity	
	Nembi, Mendi	PapuaNewGuinea	Pacific Oceania	49,000	99%		Angal Enen	Christianity	
	Neme	PapuaNewGuinea	Pacific Oceania	200	95%		Neme	Christianity	
	Nen	PapuaNewGuinea	Pacific Oceania	400	95%		Nen	Christianity	
	Nenaya	PapuaNewGuinea	Pacific Oceania	900	95%		Mato	Christianity	
2 May.	Neo-Melanesian Papuan	PapuaNewGuinea	Pacific Oceania	190,000	96%		Tok Pisin	Christianity	Nekgini
	Nete	PapuaNewGuinea	Pacific Oceania	1,200	95%		Nete	Christianity	
	Ngaing	PapuaNewGuinea	Pacific Oceania	3,500	90%		Ngaing	Christianity	
	Ngala, Kara	PapuaNewGuinea	Pacific Oceania	300	15%		Ngala	Ethnic Religions	
	Ngalum	PapuaNewGuinea	Pacific Oceania	24,000	98%		Ngalum	Christianity	
	Ngariawan	PapuaNewGuinea	Pacific Oceania	2,100	95%		Adzera	Christianity	
	Nii	PapuaNewGuinea	Pacific Oceania	28,000	99%		Nii	Christianity	
	Nimi	PapuaNewGuinea	Pacific Oceania	2,900	90%		Nimi	Christianity	
	Nimo	PapuaNewGuinea	Pacific Oceania	700	90%		Nimo	Christianity	
	Nimowa	PapuaNewGuinea	Pacific Oceania	1,900	95%		Rifao	Christianity	
3 May.	Ninggera, Negira	PapuaNewGuinea	Pacific Oceania	200	40%		Ningera	Ethnic Religions	Nii
	Ninggerum, Kativa	PapuaNewGuinea	Pacific Oceania	8,900	90%		Ninggerum	Christianity	
	Ningil	PapuaNewGuinea	Pacific Oceania	1,600	35%		Ningil	Ethnic Religions	
	Ninigo, Seimat	PapuaNewGuinea	Pacific Oceania	2,200	90%		Seimat	Christianity	
	Nissan	PapuaNewGuinea	Pacific Oceania	11,000	98%		Nehan	Christianity	
	Niwer Mil	PapuaNewGuinea	Pacific Oceania	11,000	95%		Niwer Mil	Christianity	
	Nokopo	PapuaNewGuinea	Pacific Oceania	2,300	90%		Yopno	Christianity	
	Nomad, Kalamo	PapuaNewGuinea	Pacific Oceania	800	75%		Odoodee	Christianity	
	Nomane, Kiari	PapuaNewGuinea	Pacific Oceania	12,000	98%		Nomane	Christianity	
	Nomu	PapuaNewGuinea	Pacific Oceania	700	85%		Nomu	Christianity	Nimi
4 May.	Notsi	PapuaNewGuinea	Pacific Oceania	3,200	90%		Notsi	Christianity	
	Nuk	PapuaNewGuinea	Pacific Oceania	1,300	90%		Nuk	Christianity	
	Nukna	PapuaNewGuinea	Pacific Oceania	1,300	95%		Nukna	Christianity	
	Nukuria Islander, Nahoa	PapuaNewGuinea	Pacific Oceania	900	95%		Nukeria	Christianity	
	Numanggang	PapuaNewGuinea	Pacific Oceania	4,000	90%		Numanggang	Christianity	
	Oganibi	PapuaNewGuinea	Pacific Oceania	1,700	30%		Language unknown	Ethnic Religions	
	Okro	PapuaNewGuinea	Pacific Oceania	500	90%		Nali	Christianity	
	Oksapmin	PapuaNewGuinea	Pacific Oceania	19,000	98%		Oksapmin	Christianity	
	Olo, Wapi	PapuaNewGuinea	Pacific Oceania	22,000	85%		Olo	Christianity	Nomane, Kiari

Pray Daily:	People Group Name:	Country Name:	Area-Region Name:	People Group Population:	%Percent Christian:	LR FR	Primary Language:	Primary Religion:	People Group Photos:
5 May.	Omo, Tigak	PapuaNewGuinea	Pacific Oceania	20,000	99%		Tigak	Christianity	
	Omwunra-Tugura	PapuaNewGuinea	Pacific Oceania	11,000	98%		Tairora, South	Christianity	
	Onabasulu	PapuaNewGuinea	Pacific Oceania	1,400	45%		Onobasulu	Ethnic Religions	
	Onank, Northern Watut	PapuaNewGuinea	Pacific Oceania	1,200	90%		Kodut, North	Christianity	
	One, Inebu	PapuaNewGuinea	Pacific Oceania	2,300	87%		One, Inebu	Christianity	
	One, Kabore	PapuaNewGuinea	Pacific Oceania	500	100%		One, Kabore	Christianity	
	One, Kwamtim	PapuaNewGuinea	Pacific Oceania	300	100%		One, Kwamtim	Christianity	
	One, Northern	PapuaNewGuinea	Pacific Oceania	3,600	90%		One, Northern	Christianity	
	One, Southern	PapuaNewGuinea	Pacific Oceania	400	100%		One, Southern	Christianity	
	Onjob	PapuaNewGuinea	Pacific Oceania	300	95%		Ubir	Christianity	
6 May.	Ono	PapuaNewGuinea	Pacific Oceania	13,000	98%		Ono	Christianity	Ono
	Ontenu	PapuaNewGuinea	Pacific Oceania	6,600	99%		Ontenu	Christianity	
	Opao	PapuaNewGuinea	Pacific Oceania	4,100	95%		Opao	Christianity	
	Orokaiva, Wasida	PapuaNewGuinea	Pacific Oceania	60,000	99%		Orokaiva	Christianity	
	Orokaiva-Hunjara	PapuaNewGuinea	Pacific Oceania	15,000	99%		Hunjara-Kaina Ke	Christianity	
	Orokolo, Keuru	PapuaNewGuinea	Pacific Oceania	42,000	98%		Orokolo	Christianity	
	Osum	PapuaNewGuinea	Pacific Oceania	1,900	90%		Utarmbung	Christianity	
	Oune	PapuaNewGuinea	Pacific Oceania	1,500	90%		Oune	Christianity	
	Owiniga, Samo	PapuaNewGuinea	Pacific Oceania	600	35%		Owiniga	Ethnic Religions	
	Oyaoya	PapuaNewGuinea	Pacific Oceania	800	30%		Oya'oya	Ethnic Religions	Oyaoya
7 May.	Pa, Pare	PapuaNewGuinea	Pacific Oceania	5,000	95%		Pare	Christianity	
	Pagi, Bembi	PapuaNewGuinea	Pacific Oceania	1,800	95%		Pagi	Christianity	
	Pagi-Imbinis	PapuaNewGuinea	Pacific Oceania	1,600	90%		Pagi	Christianity	
	Paiwa, Manape	PapuaNewGuinea	Pacific Oceania	4,500	95%		Gapapaiwa	Christianity	
	Pak-Tong	PapuaNewGuinea	Pacific Oceania	3,100	90%		Pak-Tong	Christianity	
	Panim	PapuaNewGuinea	Pacific Oceania	700	95%		Panim	Christianity	
	Papapana	PapuaNewGuinea	Pacific Oceania	200	70%		Papapana	Christianity	
	Papi	PapuaNewGuinea	Pacific Oceania	100	40%		Papi	Ethnic Religions	
	Parawen	PapuaNewGuinea	Pacific Oceania	1,200	95%		Parawen	Christianity	
8 May.	Pasi	PapuaNewGuinea	Pacific Oceania	600	100%		Pasi	Christianity	Pasismanua, Kowlong
	Pasismanua, Kowlong	PapuaNewGuinea	Pacific Oceania	6,900	95%		Kaulong	Christianity	
	Paswam, Mutum	PapuaNewGuinea	Pacific Oceania	1,500	95%		Bitur	Christianity	
	Patep	PapuaNewGuinea	Pacific Oceania	2,700	95%		Patep	Christianity	
	Patpatar, Gelik	PapuaNewGuinea	Pacific Oceania	15,000	99%		Patpatar	Christianity	
	Pawaia, Sira	PapuaNewGuinea	Pacific Oceania	3,800	90%		Pawaia	Christianity	
	Pay	PapuaNewGuinea	Pacific Oceania	2,200	20%		Mala	Ethnic Religions	
	Paynamar	PapuaNewGuinea	Pacific Oceania	500	90%		Manat	Christianity	
	Pei	PapuaNewGuinea	Pacific Oceania	300	25%		Pei	Ethnic Religions	Patpatar, Gelik

Pray Daily:	People Group Name:	Country Name:	Area-Region Name:	People Group Population:	%Percent Christian:	LR FR	Primary Language:	Primary Religion:	People Group Photos:
9 May.	Penchal	PapuaNewGuinea	Pacific Oceania	1,400	95%		Penchal	Christianity	
	Petats	PapuaNewGuinea	Pacific Oceania	6,600	96%		Petats	Christianity	
	Piame	PapuaNewGuinea	Pacific Oceania	300	15%		Piame	Ethnic Religions	
	Pikiwa, Bainapi	PapuaNewGuinea	Pacific Oceania	3,400	30%		Dibiyaso	Ethnic Religions	
	Pila, Suaru	PapuaNewGuinea	Pacific Oceania	3,700	90%		Miani	Christianity	
	Pinai	PapuaNewGuinea	Pacific Oceania	1,300	55%		Pinai-Hagahai	Christianity	
	Pitilu	PapuaNewGuinea	Pacific Oceania	2,100	95%		Leipon	Christianity	
	Piu, Sanbiau	PapuaNewGuinea	Pacific Oceania	200	100%		Piu	Christianity	
	Piva	PapuaNewGuinea	Pacific Oceania	1,700	90%		Lawunuia	Christianity	
	Podopa	PapuaNewGuinea	Pacific Oceania	7,900	95%		Folopa	Christianity	Petats
10 May.	Pogaya	PapuaNewGuinea	Pacific Oceania	900	40%		Bogaya	Ethnic Religions	
	Ponam	PapuaNewGuinea	Pacific Oceania	1,200	86%		Ponam	Christianity	
	Pondoma	PapuaNewGuinea	Pacific Oceania	1,700	90%		Anam	Christianity	
	Puari	PapuaNewGuinea	Pacific Oceania	50	95%		Puare	Christianity	
	Pulabu	PapuaNewGuinea	Pacific Oceania	300	35%		Pulabu	Ethnic Religions	
	Pulie, Roto	PapuaNewGuinea	Pacific Oceania	1,700	95%		Lamogai	Christianity	
	Pyu	PapuaNewGuinea	Pacific Oceania	200	25%		Pyu	Ethnic Religions	
	Rao, Annaberg	PapuaNewGuinea	Pacific Oceania	14,000	70%		Rao	Christianity	
	Rapting	PapuaNewGuinea	Pacific Oceania	1,000	86%		Rapting	Christianity	
	Rawa, Erewa	PapuaNewGuinea	Pacific Oceania	12,000	99%		Rawa	Christianity	Ponam
11 May.	Rawo	PapuaNewGuinea	Pacific Oceania	1,000	90%		Rawo	Christianity	
	Rempin, Erempi	PapuaNewGuinea	Pacific Oceania	2,500	96%		Rempi	Christianity	
	Rerau	PapuaNewGuinea	Pacific Oceania	1,000	91%		Rerau	Christianity	
	Roinji	PapuaNewGuinea	Pacific Oceania	700	95%		Ronji	Christianity	
	Romkun	PapuaNewGuinea	Pacific Oceania	1,000	90%		Romkun	Christianity	
	Roro, Bereina	PapuaNewGuinea	Pacific Oceania	8,800	99%		Waima	Christianity	
	Rossel Islander, Bou	PapuaNewGuinea	Pacific Oceania	7,800	88%		Yele	Christianity	
	Rotokas	PapuaNewGuinea	Pacific Oceania	10,000	98%		Rotokas	Christianity	
	Rouku, Upper Morehead	PapuaNewGuinea	Pacific Oceania	900	70%		Wara	Christianity	Roro, Bereina
	Saep	PapuaNewGuinea	Pacific Oceania	900	55%		Saep	Christianity	
12 May.	Sakam	PapuaNewGuinea	Pacific Oceania	2,300	96%		Kutong	Christianity	
	Saki, Turutap	PapuaNewGuinea	Pacific Oceania	7,500	98%		Maia	Christianity	
	Salakahadi	PapuaNewGuinea	Pacific Oceania	1,100	95%		Molima	Christianity	
	Saliba	PapuaNewGuinea	Pacific Oceania	3,800	95%		Saliba	Christianity	
	Salt, Salt-Yui	PapuaNewGuinea	Pacific Oceania	19,000	98%		Salt-Yui	Christianity	
	Samo, Supai	PapuaNewGuinea	Pacific Oceania	1,500	97%		Samo	Christianity	
	Samosa	PapuaNewGuinea	Pacific Oceania	200	100%		Samosa	Christianity	
	Sanio	PapuaNewGuinea	Pacific Oceania	2,000	85%		Saniyo-Hiyewe	Christianity	
	Saposa	PapuaNewGuinea	Pacific Oceania	2,600	97%		Saposa	Christianity	Rotokas

Pray Daily:	People Group Name:	Country Name:	Area-Region Name:	People Group Population:	%Percent Christian:	LR FR	Primary Language:	Primary Religion:	People Group Photos:
13 May.	Saruga	PapuaNewGuinea	Pacific Oceania	300	100%		Saruga	Christianity	
	Sau Enga	PapuaNewGuinea	Pacific Oceania	30,000	99%		Samberigi	Christianity	
	Sauk	PapuaNewGuinea	Pacific Oceania	1,600	85%		Ma Manda	Christianity	
	Sausi, Uya	PapuaNewGuinea	Pacific Oceania	100	95%		Wia	Christianity	
	Seim	PapuaNewGuinea	Pacific Oceania	9,100	97%		Mende	Christianity	
	Selepet	PapuaNewGuinea	Pacific Oceania	17,000	99%		Selepet	Christianity	
	Sengo	PapuaNewGuinea	Pacific Oceania	800	86%		Sengo	Christianity	
	Sengseng	PapuaNewGuinea	Pacific Oceania	2,800	95%		Sengseng	Christianity	
	Sepa	PapuaNewGuinea	Pacific Oceania	1,100	82%		Sepa	Christianity	
	Sepen	PapuaNewGuinea	Pacific Oceania	1,000	88%		Akukem	Christianity	Sauk
14 May.	Sepik Iwam	PapuaNewGuinea	Pacific Oceania	4,300	99%		Iwam, Sepik	Christianity	
	Sera, Ssia	PapuaNewGuinea	Pacific Oceania	800	90%		Sera	Christianity	
	Seta	PapuaNewGuinea	Pacific Oceania	300	30%		Seta	Ethnic Religions	
	Setaman	PapuaNewGuinea	Pacific Oceania	400	45%		Setaman	Ethnic Religions	
	Seti	PapuaNewGuinea	Pacific Oceania	300	30%		Seti	Ethnic Religions	
	Sewa Bay, Duau Pwata	PapuaNewGuinea	Pacific Oceania	5,500	95%		Sewa Bay	Christianity	
	Sialum	PapuaNewGuinea	Pacific Oceania	700	97%		Sialum	Christianity	
	Siane, Koreipa	PapuaNewGuinea	Pacific Oceania	50,000	99%		Siane	Christianity	
	Siar	PapuaNewGuinea	Pacific Oceania	3,600	95%		Siar-Lak	Christianity	
	Siawi, Musan	PapuaNewGuinea	Pacific Oceania	400	20%		Siawi	Ethnic Religions	Sepik Iwam
15 May.	Siboma	PapuaNewGuinea	Pacific Oceania	300	100%		Numbami	Christianity	
	Sihan	PapuaNewGuinea	Pacific Oceania	900	95%		Sihan	Christianity	
	Sileibi	PapuaNewGuinea	Pacific Oceania	800	8%		Sirva	Christianity	
	Silopi	PapuaNewGuinea	Pacific Oceania	300	100%		Silopi	Christianity	
	Simbali	PapuaNewGuinea	Pacific Oceania	600	90%		Simbali	Christianity	
	Simbari, Chimbari	PapuaNewGuinea	Pacific Oceania	7,600	99%		Simbari	Christianity	
	Simeku	PapuaNewGuinea	Pacific Oceania	4,500	85%		Simeku	Christianity	
	Simog	PapuaNewGuinea	Pacific Oceania	700	94%		Auwe	Christianity	
	Sinagen, Alu	PapuaNewGuinea	Pacific Oceania	500	95%		Sinagen	Christianity	Siane, Koreipa
	Sinagoro	PapuaNewGuinea	Pacific Oceania	28,000	96%		Sinaugoro	Christianity	
16 May.	Sinasina	PapuaNewGuinea	Pacific Oceania	145,000	99%		Sinasina	Christianity	
	Sinsauru	PapuaNewGuinea	Pacific Oceania	3,100	88%		Kou	Christianity	
	Sio	PapuaNewGuinea	Pacific Oceania	8,700	98%		Sio	Christianity	
	Sirak	PapuaNewGuinea	Pacific Oceania	400	96%		Nafi	Christianity	
	Sirasira	PapuaNewGuinea	Pacific Oceania	1,000	95%		Sarasira	Christianity	
	Sisi-Bipi	PapuaNewGuinea	Pacific Oceania	3,000	90%		Bipi	Christianity	
	Sissano, Sinama	PapuaNewGuinea	Pacific Oceania	500	100%		Sissano	Christianity	
	Sokorok, Maimai	PapuaNewGuinea	Pacific Oceania	800	95%		Siliput	Christianity	
	Solos	PapuaNewGuinea	Pacific Oceania	10,000	95%		Solos	Christianity	Simbari, Chimbari

Pray Daily:	People Group Name:	Country Name:	Area-Region Name:	People Group Population:	%Percent Christian:	LR FR	Primary Language:	Primary Religion:	People Group Photos:
17 May.	Som	PapuaNewGuinea	Pacific Oceania	100	95%		Som	Christianity	
	Sona, Kanasi	PapuaNewGuinea	Pacific Oceania	4,600	90%		Kanasi	Christianity	
	Songum	PapuaNewGuinea	Pacific Oceania	1,400	96%		Sam	Christianity	
	Sonia	PapuaNewGuinea	Pacific Oceania	800	70%		Sonia	Christianity	
	Sori-Harengan	PapuaNewGuinea	Pacific Oceania	1,800	95%		Sori-Harengan	Christianity	
	Sos Kundi	PapuaNewGuinea	Pacific Oceania	3,600	99%		Sos Kundi	Christianity	
	Sowanda, Waina	PapuaNewGuinea	Pacific Oceania	1,800	95%		Sowanda	Christianity	
	Sua	PapuaNewGuinea	Pacific Oceania	19,000	98%		Chuave	Christianity	
	Suain	PapuaNewGuinea	Pacific Oceania	4,500	99%		Ulau-Suain	Christianity	
	Suau, Sinaki	PapuaNewGuinea	Pacific Oceania	1,200	95%		Suau	Christianity	
18 May.	Suau-Daui, Fife Bay	PapuaNewGuinea	Pacific Oceania	11,000	99%		Suau	Christianity	Sowanda, Waina
	Suena, Yarawe	PapuaNewGuinea	Pacific Oceania	6,200	90%		Suena	Christianity	
	Suganga	PapuaNewGuinea	Pacific Oceania	600	60%		Suganga	Christianity	
	Suki	PapuaNewGuinea	Pacific Oceania	5,600	95%		Suki	Christianity	
	Sukurum	PapuaNewGuinea	Pacific Oceania	2,000	99%		Sukurum	Christianity	
	Sulka	PapuaNewGuinea	Pacific Oceania	5,800	99%		Sulka	Christianity	
	Sumariup	PapuaNewGuinea	Pacific Oceania	200	97%		Sumariup	Christianity	
	Sumau, Garia	PapuaNewGuinea	Pacific Oceania	4,100	90%		Sumau	Christianity	
	Suroi, Pasa	PapuaNewGuinea	Pacific Oceania	2,100	95%		Siroi	Christianity	Taiuma
	Sursurunga	PapuaNewGuinea	Pacific Oceania	7,000	99%		Sursurunga	Christianity	
19 May.	Tabar	PapuaNewGuinea	Pacific Oceania	6,900	88%		Mandara	Christianity	
	Tabriak, Karawari	PapuaNewGuinea	Pacific Oceania	3,300	95%		Tabriak	Christianity	
	Tagula, Sud Est	PapuaNewGuinea	Pacific Oceania	5,000	98%		Sudest	Christianity	
	Tai	PapuaNewGuinea	Pacific Oceania	2,300	97%		Tai	Christianity	
	Tairora, Northern	PapuaNewGuinea	Pacific Oceania	9,600	98%		Tairora, North	Christianity	
	Tairuma	PapuaNewGuinea	Pacific Oceania	7,000	95%		Tairuma	Christianity	
	Takia	PapuaNewGuinea	Pacific Oceania	60,000	99%		Takia	Christianity	
	Takia-Megiar	PapuaNewGuinea	Pacific Oceania	2,500	85%		Takia	Christianity	
	Tami	PapuaNewGuinea	Pacific Oceania	2,800	96%		Tami	Christianity	Tao-Suamato, Mahigi
	Tangu	PapuaNewGuinea	Pacific Oceania	7,000	95%		Tanggu	Christianity	
20 May.	Tanguat	PapuaNewGuinea	Pacific Oceania	1,200	97%		Tanguat	Christianity	
	Tani, Miami	PapuaNewGuinea	Pacific Oceania	4,900	98%		Maiani	Christianity	
	Tao-Suamato, Mahigi	PapuaNewGuinea	Pacific Oceania	2,800	80%		Mubami	Christianity	
	Tapei	PapuaNewGuinea	Pacific Oceania	300	20%		Tapei	Ethnic Religions	
	TasmanIsland, Nukumanu	PapuaNewGuinea	Pacific Oceania	1,200	75%		Nukumanu	Christianity	
	Tati, Raepa Tati	PapuaNewGuinea	Pacific Oceania	1,000	95%		Kaki Ae	Christianity	
	Tauade	PapuaNewGuinea	Pacific Oceania	11,000	98%		Tauade	Christianity	
	Taulil-Butam	PapuaNewGuinea	Pacific Oceania	2,600	95%		Taulil	Christianity	
	Taupota, Maivara	PapuaNewGuinea	Pacific Oceania	2,200	90%		Taupota	Christianity	Taulil-Butam

Pray Daily:	People Group Name:	Country Name:	Area-Region Name:	People Group Population:	%Percent Christian:	LR FR	Primary Language:	Primary Religion:	People Group Photos:
21 May.	Tauya, Inafosa	PapuaNewGuinea	Pacific Oceania	1,000	55%		Tauya	Christianity	
	Tavara, Tawala	PapuaNewGuinea	Pacific Oceania	35,000	99%		Tawala	Christianity	
	Telefol, Feramin	PapuaNewGuinea	Pacific Oceania	12,000	95%		Telefol	Christianity	
	Tembogia, Miyemu	PapuaNewGuinea	Pacific Oceania	71,000	98%		Bo-Ung	Christianity	
	Tench, Tenis	PapuaNewGuinea	Pacific Oceania	300	100%		Tok Pisin	Christianity	
	Teop	PapuaNewGuinea	Pacific Oceania	11,000	97%		Teop	Christianity	
	Terepu	PapuaNewGuinea	Pacific Oceania	400	75%		Terebu	Christianity	
	Tiang, Djaul	PapuaNewGuinea	Pacific Oceania	2,900	97%		Tiang	Christianity	
	Tifal	PapuaNewGuinea	Pacific Oceania	5,800	95%		Tifal	Christianity	
	Timbe	PapuaNewGuinea	Pacific Oceania	26,000	98%		Timbe	Christianity	
22 May.	Titan, Manus	PapuaNewGuinea	Pacific Oceania	9,200	97%		Titan	Christianity	Papa New Guinean
	Toaripi, East Elema	PapuaNewGuinea	Pacific Oceania	74,000	99%		Toaripi	Christianity	
	Tobo	PapuaNewGuinea	Pacific Oceania	6,700	95%		Tobo	Christianity	
	Tokano, Lower Asaro	PapuaNewGuinea	Pacific Oceania	17,000	99%		Tokano	Christianity	
	Tolai, Kuanua	PapuaNewGuinea	Pacific Oceania	142,000	99%		Kuanua	Christianity	
	Tonda, Indorodoro	PapuaNewGuinea	Pacific Oceania	600	85%		Blafe	Christianity	
	Torau, Rorovana	PapuaNewGuinea	Pacific Oceania	2,600	95%		Torau	Christianity	
	Torricelli, Lou	PapuaNewGuinea	Pacific Oceania	800	90%		Torricelli	Christianity	
	Tuam, Mutu	PapuaNewGuinea	Pacific Oceania	5,300	99%		Mutu	Christianity	
	Tubetube	PapuaNewGuinea	Pacific Oceania	3,500	85%		Bwanabwana	Christianity	
23 May.	Tumie	PapuaNewGuinea	Pacific Oceania	2,000	90%		Tomoip	Christianity	Teop
	Tumleo	PapuaNewGuinea	Pacific Oceania	1,300	95%		Tumleo	Christianity	
	Turaka	PapuaNewGuinea	Pacific Oceania	40	100%		Turaka	Christianity	
	Tuwari	PapuaNewGuinea	Pacific Oceania	600	40%		Tuwari	Ethnic Religions	
	Ubir	PapuaNewGuinea	Pacific Oceania	4,400	95%		Ubir	Christianity	
	Ufim	PapuaNewGuinea	Pacific Oceania	1,600	95%		Ufim	Christianity	
	Uisai	PapuaNewGuinea	Pacific Oceania	5,600	95%		Uisai	Christianity	
	Ukuriguma	PapuaNewGuinea	Pacific Oceania	300	40%		Ukuriguma	Ethnic Religions	
	Ulingan, Mauwake	PapuaNewGuinea	Pacific Oceania	3,800	98%		Mauwake	Christianity	
	Umeda	PapuaNewGuinea	Pacific Oceania	500	95%		Umeda	Christianity	
	Uni	PapuaNewGuinea	Pacific Oceania	700	70%		Uni	Christianity	
24 May.	Uramat	PapuaNewGuinea	Pacific Oceania	5,100	99%		Ura	Christianity	Umeda
	Urapmin	PapuaNewGuinea	Pacific Oceania	600	95%		Urapmin	Christianity	
	Urat	PapuaNewGuinea	Pacific Oceania	10,000	97%		Urat	Christianity	
	Uri Vehees, Urii	PapuaNewGuinea	Pacific Oceania	5,800	97%		Uri	Christianity	
	Uriginau, Origanau	PapuaNewGuinea	Pacific Oceania	4,100	95%		Kobuka	Christianity	
	Urim, Kalp	PapuaNewGuinea	Pacific Oceania	6,000	98%		Urim	Christianity	
	Urimo	PapuaNewGuinea	Pacific Oceania	1,300	90%		Urimo	Christianity	
	Usan, Wanuma	PapuaNewGuinea	Pacific Oceania	3,200	95%		Usan	Christianity	
	Usino	PapuaNewGuinea	Pacific Oceania	3,600	97%		Sop	Christianity	Usino

Pray Daily:	People Group Name:	Country Name:	Area-Region Name:	People Group Population:	%Percent Christian:	LR FR	Primary Language:	Primary Religion:	People Group Photos:
25 May.	Usu	PapuaNewGuinea	Pacific Oceania	400	100%		Uya	Christianity	
	Usurufa	PapuaNewGuinea	Pacific Oceania	2,800	99%		Usarufa	Christianity	
	Utu	PapuaNewGuinea	Pacific Oceania	1,700	89%		Utu	Christianity	
	Uvol	PapuaNewGuinea	Pacific Oceania	8,600	88%		Lote	Christianity	
	Valman, Koroko	PapuaNewGuinea	Pacific Oceania	2,800	90%		Valman	Christianity	
	Vanambre	PapuaNewGuinea	Pacific Oceania	900	88%		Wanambre	Christianity	
	Vanimo	PapuaNewGuinea	Pacific Oceania	4,600	90%		Vanimo	Christianity	
	Vasui	PapuaNewGuinea	Pacific Oceania	8,800	95%		Tinputz	Christianity	
	Vehes	PapuaNewGuinea	Pacific Oceania	100	100%		Vehes	Christianity	
	Vitu	PapuaNewGuinea	Pacific Oceania	20,000	99%		Vitu	Christianity	Vitu
26 May.	Vivigani, Iduna	PapuaNewGuinea	Pacific Oceania	16,000	99%		Iduna	Christianity	
	Wab	PapuaNewGuinea	Pacific Oceania	200	95%		Wab	Christianity	
	Waboda Kiwai	PapuaNewGuinea	Pacific Oceania	4,400	89%		Waboda	Christianity	
	Wadaginamb	PapuaNewGuinea	Pacific Oceania	1,500	88%		Wadaginam	Christianity	
	Waema	PapuaNewGuinea	Pacific Oceania	1,800	86%		Wa'ema	Christianity	
	Waffa, Kami	PapuaNewGuinea	Pacific Oceania	3,100	95%		Waffa	Christianity	
	Wagawaga, Deamuni	PapuaNewGuinea	Pacific Oceania	1,000	98%		Wagawaga	Christianity	
	Wahgi, Kumai	PapuaNewGuinea	Pacific Oceania	81,000	90%		Wahgi	Christianity	
	Wahgi, North	PapuaNewGuinea	Pacific Oceania	61,000	96%		Wahgi, North	Christianity	Wagawaga,Deamuni
	Waia, Kenedibi	PapuaNewGuinea	Pacific Oceania	4,900	60%		Tabo	Christianity	
27 May.	Waibuk, Wiyaw	PapuaNewGuinea	Pacific Oceania	3,500	40%		Haruai	Ethnic Religions	
	Waima	PapuaNewGuinea	Pacific Oceania	17,000	99%		Waima	Christianity	
	Waisara, Owena	PapuaNewGuinea	Pacific Oceania	900	95%		Owenia	Christianity	
	Walio	PapuaNewGuinea	Pacific Oceania	400	98%		Walio	Christianity	
	Wamas	PapuaNewGuinea	Pacific Oceania	400	100%		Wamas	Christianity	
	Wampur	PapuaNewGuinea	Pacific Oceania	500	95%		Wampur	Christianity	
	Wanap	PapuaNewGuinea	Pacific Oceania	1,700	45%		Wanap	Ethnic Religions	
	Wandabong	PapuaNewGuinea	Pacific Oceania	700	87%		Yopno	Christianity	
	Wantoat	PapuaNewGuinea	Pacific Oceania	24,000	99%		Wantoat	Christianity	Wahgi, North
	Wantoat-Yagawak	PapuaNewGuinea	Pacific Oceania	1,400	91%		Wantoat	Christianity	
28 May.	Waris	PapuaNewGuinea	Pacific Oceania	5,500	95%		Waris	Christianity	
	Waruna	PapuaNewGuinea	Pacific Oceania	1,300	45%		Waruna	Ethnic Religions	
	Warwar Feni	PapuaNewGuinea	Pacific Oceania	3,600	90%		Warwar Feni	Christianity	
	Wasambu	PapuaNewGuinea	Pacific Oceania	1,100	88%		Kwanga	Christianity	
	Washkuk, Kwoma	PapuaNewGuinea	Pacific Oceania	4,800	99%		Kwoma	Christianity	
	Waskia	PapuaNewGuinea	Pacific Oceania	29,000	88%		Waskia	Christianity	
	Wataluma	PapuaNewGuinea	Pacific Oceania	600	100%		Kaninuwa	Christianity	
	Watam	PapuaNewGuinea	Pacific Oceania	900	95%		Marangis	Christianity	
	Watiwa	PapuaNewGuinea	Pacific Oceania	800	88%		Watiwa	Christianity	Wantoat-Yagawak

Pray Daily:	People Group Name:	Country Name:	Area-Region Name:	People Group Population:	%Percent Christian:	LR FR	Primary Language:	Primary Religion:	People Group Photos:
29 May.	Watut, South	PapuaNewGuinea	Pacific Oceania	1,800	96%		Kodut, South	Christianity	
	Waxe, Watakataui	PapuaNewGuinea	Pacific Oceania	800	80%		Watakataui	Christianity	
	Wedau	PapuaNewGuinea	Pacific Oceania	3,800	91%		Wedau	Christianity	
	Weli	PapuaNewGuinea	Pacific Oceania	13,000	87%		Amam	Christianity	
	Weliki, Karangi	PapuaNewGuinea	Pacific Oceania	400	100%		Weliki	Christianity	
	Were	PapuaNewGuinea	Pacific Oceania	800	95%		Kiunum	Christianity	
	Wiaki	PapuaNewGuinea	Pacific Oceania	200	100%		Minidien	Christianity	
	Wipi	PapuaNewGuinea	Pacific Oceania	2,800	90%		Wipi	Christianity	
	Wiru	PapuaNewGuinea	Pacific Oceania	44,000	99%		Wiru	Christianity	
	Wogamusin	PapuaNewGuinea	Pacific Oceania	1,300	85%		Wogamusin	Christianity	Yagaria
30 May.	Wogeo	PapuaNewGuinea	Pacific Oceania	2,600	96%		Wogeo	Christianity	
	Wom, Mie	PapuaNewGuinea	Pacific Oceania	6,800	95%		Wom	Christianity	
	Womo	PapuaNewGuinea	Pacific Oceania	200	80%		Womo	Christianity	
	Wutung, Udung	PapuaNewGuinea	Pacific Oceania	1,400	88%		Wutung	Christianity	
	Wuvulu-Aua, Aua-Viwulu	PapuaNewGuinea	Pacific Oceania	2,800	90%		Wuvulu-Aua	Christianity	
	Yabem	PapuaNewGuinea	Pacific Oceania	6,500	90%		Yabem	Christianity	
	Yaben	PapuaNewGuinea	Pacific Oceania	2,000	91%		Yaben	Christianity	
	Yabio	PapuaNewGuinea	Pacific Oceania	100	100%		Yawiyo	Christianity	
	Yabiyufa	PapuaNewGuinea	Pacific Oceania	4,600	85%		Yaweyuha	Christianity	
	Yabong	PapuaNewGuinea	Pacific Oceania	2,100	90%		Yabong	Christianity	Yaleba
31 May.	Yagaria	PapuaNewGuinea	Pacific Oceania	44,000	88%		Yagaria	Christianity	
	Yagomi	PapuaNewGuinea	Pacific Oceania	500	95%		Yagomi	Christianity	
	Yagwoia	PapuaNewGuinea	Pacific Oceania	15,000	85%		Yagwoia	Christianity	
	Yahang	PapuaNewGuinea	Pacific Oceania	2,300	97%		Yahang	Christianity	
	Yakaikeke	PapuaNewGuinea	Pacific Oceania	200	40%		Yakaikeke	Ethnic Religions	
	Yakamul	PapuaNewGuinea	Pacific Oceania	5,500	95%		Kap	Christianity	
	Yaleba	PapuaNewGuinea	Pacific Oceania	2,000	90%		Yaleba	Christianity	
	Yalu	PapuaNewGuinea	Pacific Oceania	700	90%		Aribwaung	Christianity	
	Yamalele, Maiodom	PapuaNewGuinea	Pacific Oceania	7,000	99%		Iamalele	Christianity	Yate
	Yamap	PapuaNewGuinea	Pacific Oceania	2,700	95%		Yamap	Christianity	
1 Jun.	Yambes	PapuaNewGuinea	Pacific Oceania	1,700	75%		Yambes	Christianity	
	Yangulam	PapuaNewGuinea	Pacific Oceania	900	95%		Dubuporo	Christianity	
	Yangum Dey	PapuaNewGuinea	Pacific Oceania	300	40%		Yangum Dey	Ethnic Religions	
	Yapunda	PapuaNewGuinea	Pacific Oceania	100	83%		Yapunda	Christianity	
	Yarawata	PapuaNewGuinea	Pacific Oceania	200	90%		Yarawata	Christianity	
	Yareba, Middle Musa	PapuaNewGuinea	Pacific Oceania	2,200	90%		Yareba	Christianity	
	Yate	PapuaNewGuinea	Pacific Oceania	23,000	99%		Inoke-Yate	Christianity	
	Yau	PapuaNewGuinea	Pacific Oceania	200	75%		Yau	Christianity	
	Yau, Sindamon	PapuaNewGuinea	Pacific Oceania	3,900	87%		Yau	Christianity	Yau, Sindamon

Pray Daily:	People Group Name:	Country Name:	Area-Region Name:	People Group Population:	%Percent Christian:	LR FR	Primary Language:	Primary Religion:	People Group Photos:
2 Jun.	Yauan, Alauagat	PapuaNewGuinea	Pacific Oceania	700	85%		Bragat	Christianity	
	Yaul	PapuaNewGuinea	Pacific Oceania	1,900	60%		Yaul	Christianity	
	Yei	PapuaNewGuinea	Pacific Oceania	1,800	90%		Yei	Christianity	
	Yekora	PapuaNewGuinea	Pacific Oceania	1,800	96%		Yekora	Christianity	
	Yelogu, Kaunga	PapuaNewGuinea	Pacific Oceania	300	75%		Yelogu	Christianity	
	Yerakai	PapuaNewGuinea	Pacific Oceania	600	100%		Yerakai	Christianity	
	Yewa Bule	PapuaNewGuinea	Pacific Oceania	3,300	95%		Binandere	Christianity	
	Yil	PapuaNewGuinea	Pacific Oceania	4,300	90%		Yil	Christianity	
	Yimas	PapuaNewGuinea	Pacific Oceania	500	100%		Yimas	Christianity	
3 Jun.	Yis	PapuaNewGuinea	Pacific Oceania	500	85%		Yis	Christianity	
	Yoidik	PapuaNewGuinea	Pacific Oceania	1,200	90%		Yoidik	Christianity	Papa New Guinean
	Yonggom	PapuaNewGuinea	Pacific Oceania	7,700	96%		Yongkom	Christianity	
	Yout Wam	PapuaNewGuinea	Pacific Oceania	400	75%		Yout Wam	Christianity	
	Yubanakor	PapuaNewGuinea	Pacific Oceania	9,600	95%		Kwanga	Christianity	
	Zenag	PapuaNewGuinea	Pacific Oceania	5,800	98%		Zenag	Christianity	
	Ziya, Lower Waria	PapuaNewGuinea	Pacific Oceania	5,500	88%		Zia	Christianity	
	Ziya-Mawae	PapuaNewGuinea	Pacific Oceania	2,300	90%		Zia	Christianity	
	Pitcairner	Pitcairn Island	Pacific Oceania	?	96%		Pitcairn-Norfolk	Christianity	
4 Jun.	Americans, U.S.	Samoa	Pacific Oceania	1,200	81%		English	Christianity	
	Anglo-New Zealander	Samoa	Pacific Oceania	500	60%		English	Christianity	Samoan
	Deaf	Samoa	Pacific Oceania	1,000	97%		Language unknown	Christianity	
	Euronesian	Samoa	Pacific Oceania	20,000	95%		English	Christianity	
	Samoan	Samoa	Pacific Oceania	174,000	97%		Samoan	Christianity	
	Anuta	Solomon Islands	Pacific Oceania	500	90%		Anuta	Christianity	
	Areare	Solomon Islands	Pacific Oceania	31,000	97%		Areare	Christianity	
	Arosi	Solomon Islands	Pacific Oceania	12,000	96%		Arosi	Christianity	
	Asumbua	Solomon Islands	Pacific Oceania	100	95%		Amba	Christianity	
	Babatana	Solomon Islands	Pacific Oceania	12,000	98%		Babatana	Christianity	
5 Jun.	Baeggu	Solomon Islands	Pacific Oceania	10,000	99%		Baeggu	Christianity	Areare
	Baelelea	Solomon Islands	Pacific Oceania	15,000	99%		Baelelea	Christianity	
	Baniata	Solomon Islands	Pacific Oceania	3,200	90%		Touo	Christianity	
	Bauro	Solomon Islands	Pacific Oceania	8,600	96%		Tairaha	Christianity	
	Bilua	Solomon Islands	Pacific Oceania	15,000	99%		Bilua	Christianity	
	Birao	Solomon Islands	Pacific Oceania	10,000	98%		Birao	Christianity	
	Blablanga	Solomon Islands	Pacific Oceania	3,000	85%		Blablanga	Christianity	
	Bugoto	Solomon Islands	Pacific Oceania	7,000	97%		Bughotu	Christianity	
	Deaf	Solomon Islands	Pacific Oceania	7,000	96%		SolomonIslandsSignL.	Christianity	
	Dorio	Solomon Islands	Pacific Oceania	4,100	95%		Dori'o	Christianity	
	Duke	Solomon Islands	Pacific Oceania	4,000	96%		Duke	Christianity	Duke

Pray Daily:	People Group Name:	Country Name:	Area-Region Name:	People Group Population:	%Percent Christian:	LR FR	Primary Language:	Primary Religion:	People Group Photos:
6 Jun.	Euronesian	Solomon Islands	Pacific Oceania	21,000	99%		English	Christianity	
	Fagani	Solomon Islands	Pacific Oceania	1,500	83%		Fagani	Christianity	
	Fataleka	Solomon Islands	Pacific Oceania	12,000	94%		Fataleka	Christianity	
	Fijian	Solomon Islands	Pacific Oceania	2,100	73%		Fijian	Christianity	
	Fiu, Kwara'ae	Solomon Islands	Pacific Oceania	56,000	99%		Kwara'ae	Christianity	
	Florida Islander, Nggela	Solomon Islands	Pacific Oceania	20,000	99%		Gela	Christianity	
	Gao	Solomon Islands	Pacific Oceania	2,100	80%		Gao	Christianity	
	Ghari, Tangarare	Solomon Islands	Pacific Oceania	21,000	99%		Ghari	Christianity	
	Gulaalaa, Kwai	Solomon Islands	Pacific Oceania	2,700	80%		Gula'alaa	Christianity	
	Han Chinese, Mandarin	Solomon Islands	Pacific Oceania	4,600	8%		Chinese, Mandarin	Non-Religious	Euronesian
7 Jun.	Hoava	Solomon Islands	Pacific Oceania	800	90%		Hoava	Christianity	
	Kahua, Narihua	Solomon Islands	Pacific Oceania	8,900	97%		Kahua	Christianity	
	Kiribertese, Gilbertese	Solomon Islands	Pacific Oceania	8,400	96%		Kiribati	Christianity	
	Kokota	Solomon Islands	Pacific Oceania	900	95%		Kokota	Christianity	
	Kumbokota	Solomon Islands	Pacific Oceania	4,300	95%		Ghanongga	Christianity	
	Kusaghe	Solomon Islands	Pacific Oceania	4,100	95%		Kusaghe	Christianity	
	Kwaio	Solomon Islands	Pacific Oceania	23,000	96%		Kwaio	Christianity	
	Langalanga	Solomon Islands	Pacific Oceania	12,000	95%		Wala	Christianity	
	Lau, Ndai	Solomon Islands	Pacific Oceania	29,000	95%		Lau	Christianity	
	Lengo, Tasemboko	Solomon Islands	Pacific Oceania	24,000	95%		Lengo	Christianity	Fijian
8 Jun.	Longgu	Solomon Islands	Pacific Oceania	3,200	90%		Longgu	Christianity	
	Lungga	Solomon Islands	Pacific Oceania	4,800	90%		Lungga	Christianity	
	Malango	Solomon Islands	Pacific Oceania	7,100	94%		Malango	Christianity	
	Maringe, Cheke Holo	Solomon Islands	Pacific Oceania	19,000	97%		Cheke Holo	Christianity	
	Marovo	Solomon Islands	Pacific Oceania	14,000	98%		Marovo	Christianity	
	Mono, Alu	Solomon Islands	Pacific Oceania	5,700	90%		Mono	Christianity	
	Nalogo	Solomon Islands	Pacific Oceania	2,300	95%		Nalogo	Christianity	
	Nanggu	Solomon Islands	Pacific Oceania	400	85%		Engdewu	Christianity	
	Natugu	Solomon Islands	Pacific Oceania	6,000	99%		Natugu	Christianity	Ontong Java Islander
	Nembao	Solomon Islands	Pacific Oceania	1,000	83%		Amba	Christianity	
9 Jun.	Neo-Melanesian Papuan	Solomon Islands	Pacific Oceania	6,900	95%		Tok Pisin	Christianity	
	Noipa	Solomon Islands	Pacific Oceania	300	20%		Noipa	Ethnic Religions	
	Oloha	Solomon Islands	Pacific Oceania	60	80%		Oroha	Christianity	
	Ontong Java Islander	Solomon Islands	Pacific Oceania	4,100	95%		Ontong Java	Christianity	
	Pileni	Solomon Islands	Pacific Oceania	2,900	95%		Vaeakau-Taumako	Christianity	
	Reef Islander, Gnivo	Solomon Islands	Pacific Oceania	14,000	99%		Aiwoo	Christianity	
	Rennellese, Mugaba	Solomon Islands	Pacific Oceania	7,500	99%		Rennell-Bellona	Christianity	
	Ririo	Solomon Islands	Pacific Oceania	100	86%		Babatana	Christianity	
	Roviana	Solomon Islands	Pacific Oceania	17,000	99%		Roviana	Christianity	Roviana

Pray Daily:	People Group Name:	Country Name:	Area-Region Name:	People Group Population:	%Percent Christian:	LR FR	Primary Language:	Primary Religion:	People Group Photos:
10 Jun.	Russel Islander, Laube	Solomon Islands	Pacific Oceania	3,100	90%		Lavukaleve	Christianity	
	Saa, South Malaita	Solomon Islands	Pacific Oceania	20,000	90%		Sa'a	Christianity	
	Santa Ana	Solomon Islands	Pacific Oceania	12,000	97%		Owa	Christianity	
	Savo Islander, Savosavo	Solomon Islands	Pacific Oceania	4,200	91%		Savosavo	Christianity	
	Sikayana	Solomon Islands	Pacific Oceania	1,300	90%		Sikaiana	Christianity	
	Simbo	Solomon Islands	Pacific Oceania	4,600	95%		Simbo	Christianity	
	Solomoni Creole, Pidgin	Solomon Islands	Pacific Oceania	42,000	98%		Pijin	Christianity	
	Talise	Solomon Islands	Pacific Oceania	21,000	98%		Talise	Christianity	
	Tanema	Solomon Islands	Pacific Oceania	200	90%		Teanu	Christianity	
	Tavula, Vagua	Solomon Islands	Pacific Oceania	3,400	87%		Vaghua	Christianity	
11 Jun.	Teanu, Buma	Solomon Islands	Pacific Oceania	1,000	95%		Teanu	Christianity	Tavula, Vagua
	Tikopia	Solomon Islands	Pacific Oceania	5,700	98%		Tikopia	Christianity	
	To'ambaita, Maluu	Solomon Islands	Pacific Oceania	22,000	99%		To'abaita	Christianity	
	Ugele	Solomon Islands	Pacific Oceania	2,100	82%		Ughele	Christianity	
	Vangunu	Solomon Islands	Pacific Oceania	1,600	94%		Vangunu	Christianity	
	Vanikoro, Lovono	Solomon Islands	Pacific Oceania	100	85%		Pijin	Christianity	
	Vanuatu Melanesian	Solomon Islands	Pacific Oceania	14,000	95%		Bislama	Christianity	
	Varese	Solomon Islands	Pacific Oceania	8,900	98%		Varisi	Christianity	
	Zabana	Solomon Islands	Pacific Oceania	5200	90		Zabana	Christianity	
	Tokelauan	Tokelau	Pacific Oceania	1,400	100%		Tokelauan	Christianity	Vanuatu Melanesian
12 Jun.	Deaf	Tonga	Pacific Oceania	500	96%		Language unknown	Christianity	
	Euronesian	Tonga	Pacific Oceania	700	75%		English	Christianity	
	Niuafoou	Tonga	Pacific Oceania	700	100%		Niuafo'ou	Christianity	
	Niuatoputapu	Tonga	Pacific Oceania	1,700	95%		Tongan	Christianity	
	Tongan	Tonga	Pacific Oceania	100,000	96%		Tongan	Christianity	
	Kiribertese, Gilbertese	Tuvalu	Pacific Oceania	100	98%		Kiribati	Christianity	
	Tuvaluan, Ellice Islander	Tuvalu	Pacific Oceania	12,000	98%		Tuvaluan	Christianity	
	Ahamb	Vanuatu	Pacific Oceania	1,000	94%		Axamb	Christianity	
	Akei, Tasikiri	Vanuatu	Pacific Oceania	1,700	97%		Akei	Christianity	Tongan
	Ambae, East	Vanuatu	Pacific Oceania	8,000	95%		Ambae, East	Christianity	
13 Jun.	Ambae, West	Vanuatu	Pacific Oceania	13,000	98%		Ambae, West	Christianity	
	Amblong	Vanuatu	Pacific Oceania	400	96%		Amblong	Christianity	
	Ambrym Islanders,North	Vanuatu	Pacific Oceania	8,400	90%		Ambrym, North	Christianity	
	Ambrym, Southeast	Vanuatu	Pacific Oceania	5,900	95%		Ambrym, Southeast	Christianity	
	Aneityumese	Vanuatu	Pacific Oceania	1,400	95%		Aneityum	Christianity	
	Anglo-Australian	Vanuatu	Pacific Oceania	2,800	70%		English	Christianity	
	Aulua Bay	Vanuatu	Pacific Oceania	1,400	98%		Aulua	Christianity	
	Baetora, Nasawa	Vanuatu	Pacific Oceania	2,100	97%		Baetora	Christianity	
	Baiap, South Ambrym	Vanuatu	Pacific Oceania	1,900	94%		Daakaka	Christianity	Ambae, West

Pray Daily:	People Group Name:	Country Name:	Area-Region Name:	People Group Population:	%Percent Christian:	LR FR	Primary Language:	Primary Religion:	People Group Photos:
14 Jun.	Baki	Vanuatu	Pacific Oceania	600	100%		Baki	Christianity	
	Bierebo	Vanuatu	Pacific Oceania	1,300	89%		Bierebo	Christianity	
	Bieria	Vanuatu	Pacific Oceania	100	85%		Bieria	Christianity	
	Big Nambas	Vanuatu	Pacific Oceania	5,400	93%		V'enen Taut	Christianity	
	Burmbar, Vartavo	Vanuatu	Pacific Oceania	1,400	90%		Banam Bay	Christianity	
	Butmas-Tur	Vanuatu	Pacific Oceania	1,300	90%		Butmas-Tur	Christianity	
	Craig Cove, Fali	Vanuatu	Pacific Oceania	1,900	91%		Lonwolwol	Christianity	
	Deaf	Vanuatu	Pacific Oceania	2,400	94%		Language unknown	Christianity	
	Dixon Reef	Vanuatu	Pacific Oceania	100	98%		Dixon Reef	Christianity	
	Efate, Northern	Vanuatu	Pacific Oceania	13,000	92%		Efate, North	Christianity	
15 Jun.	Efate, Southern	Vanuatu	Pacific Oceania	9,600	93%		Efate, South	Christianity	Efate, Northern
	Emae	Vanuatu	Pacific Oceania	600	100%		Emae	Christianity	
	Erromangan	Vanuatu	Pacific Oceania	3,000	94%		Sie	Christianity	
	Eton	Vanuatu	Pacific Oceania	1,100	95%		Eton	Christianity	
	Fanbak	Vanuatu	Pacific Oceania	200	90%		Fanbak	Christianity	
	Fijian	Vanuatu	Pacific Oceania	900	65%		Fijian	Christianity	
	Fortsenal	Vanuatu	Pacific Oceania	700	45%		Fortsenal	Ethnic Religions	
	French	Vanuatu	Pacific Oceania	3,300	61%		French	Christianity	
	Futunan, West	Vanuatu	Pacific Oceania	2,400	88%		Futuna-Aniwa	Christianity	
	Han Chinese, Mandarin	Vanuatu	Pacific Oceania	700	6%		Chinese, Mandarin	Non-Religious	Erromangan
16 Jun.	Hano, Lamalanga	Vanuatu	Pacific Oceania	7,700	96%		Hano	Christianity	
	Katbol	Vanuatu	Pacific Oceania	10,000	89%		Avava	Christianity	
	Kiribertese, Gilbertese	Vanuatu	Pacific Oceania	1,000	99%		Kiribati	Christianity	
	Koro	Vanuatu	Pacific Oceania	300	100%		Koro	Christianity	
	Kwamera	Vanuatu	Pacific Oceania	5,600	95%		Kwamera	Christianity	
	Lakon	Vanuatu	Pacific Oceania	800	91%		Lakon	Christianity	
	Lamenu	Vanuatu	Pacific Oceania	1,400	94%		Lamenu	Christianity	
	Larevat	Vanuatu	Pacific Oceania	1,100	96%		Larevat	Christianity	
	Lehali, Teqel	Vanuatu	Pacific Oceania	200	100%		Lehali	Christianity	Hano, Lamalanga
	Lehalurup	Vanuatu	Pacific Oceania	200	100%		Loyop	Christianity	
17 Jun.	Lelepa	Vanuatu	Pacific Oceania	900	90%		Lelepa	Christianity	
	Lenakel	Vanuatu	Pacific Oceania	14,000	85%		Lenakel	Christianity	
	Letemboi, Small Nambas	Vanuatu	Pacific Oceania	1,300	35%		Letemboi	Ethnic Religions	
	Lingarak, Bushman's Bay	Vanuatu	Pacific Oceania	2,000	96%		Neverver	Christianity	
	Lorediakarkar	Vanuatu	Pacific Oceania	1,400	42%		Lorediakarkar	Ethnic Religions	
	Mae	Vanuatu	Pacific Oceania	1,600	95%		Mae	Christianity	
	Maewo, Central	Vanuatu	Pacific Oceania	2,200	89%		Maewo, Central	Christianity	
	Mafea	Vanuatu	Pacific Oceania	400	70%		Mafea	Christianity	
	Maii, Mafilau	Vanuatu	Pacific Oceania	300	100%		Maii	Christianity	Katbol

Pray Daily:	People Group Name:	Country Name:	Area-Region Name:	People Group Population:	%Percent Christian:	LR FR	Primary Language:	Primary Religion:	People Group Photos:
18 Jun.	Malmariv	Vanuatu	Pacific Oceania	600	45%		Tiale	Ethnic Religions	
	Malo, Ataripoe	Vanuatu	Pacific Oceania	6,400	97%		Malo	Christianity	
	Malua Bay, Middle Nambas	Vanuatu	Pacific Oceania	800	98%		Malua Bay	Christianity	
	Marino, Big Bay	Vanuatu	Pacific Oceania	2,200	95%		Marino	Christianity	
	Maskelyne Islander	Vanuatu	Pacific Oceania	1,800	96%		Maskelynes	Christianity	
	Mele-Fila	Vanuatu	Pacific Oceania	5,600	97%		Mele-Fila	Christianity	
	Merei, Lamenten	Vanuatu	Pacific Oceania	1,000	45%		Merei	Ethnic Religions	
	Merelava-Merig	Vanuatu	Pacific Oceania	1,100	93%		Mwerlap	Christianity	
	Mewun, Labo	Vanuatu	Pacific Oceania	1,800	95%		Ninde	Christianity	
	Moruas, Vetumboso	Vanuatu	Pacific Oceania	400	97%		Morouas	Christianity	
19 Jun.	Mosin	Vanuatu	Pacific Oceania	2,200	95%		Vures	Christianity	Meralava-Merig
	Mota	Vanuatu	Pacific Oceania	1,300	92%		Mota	Christianity	
	Motalava	Vanuatu	Pacific Oceania	2,100	96%		Mwotlap	Christianity	
	Mpotovoro	Vanuatu	Pacific Oceania	700	98%		Mpotovoro	Christianity	
	Namakura	Vanuatu	Pacific Oceania	6,000	93%		Namakura	Christianity	
	Napuanmen Tannese	Vanuatu	Pacific Oceania	12,000	87%		Whitesands	Christianity	
	Narango	Vanuatu	Pacific Oceania	400	60%		Narango	Christianity	
	Navut	Vanuatu	Pacific Oceania	1,300	40%		Navut	Ethnic Religions	
	New Caledonian French	Vanuatu	Pacific Oceania	3,300	81%		French	Christianity	Namakura
	Nokuku	Vanuatu	Pacific Oceania	500	98%		Nokuku	Christianity	
20 Jun.	Nume	Vanuatu	Pacific Oceania	700	90%		Nume	Christianity	
	Paama	Vanuatu	Pacific Oceania	11,000	95%		Paama	Christianity	
	Piamatsina	Vanuatu	Pacific Oceania	400	45%		Piamatsina	Ethnic Religions	
	Polonombauk	Vanuatu	Pacific Oceania	700	95%		Polonombauk	Christianity	
	Port Sandwich	Vanuatu	Pacific Oceania	1,900	90%		Bislama	Christianity	
	Port Vato	Vanuatu	Pacific Oceania	2,100	95%		Port Vato	Christianity	
	Raga, Central	Vanuatu	Pacific Oceania	12,000	98%		Apma	Christianity	
	Repanbitip	Vanuatu	Pacific Oceania	200	90%		Repanbitip	Christianity	
	Rerep	Vanuatu	Pacific Oceania	900	94%		Rerep	Christianity	Piamatsina
	Roroia	Vanuatu	Pacific Oceania	100	45%		Roria	Ethnic Religions	
21 Jun.	Sa	Vanuatu	Pacific Oceania	4,100	96%		Sa	Christianity	
	Sakau	Vanuatu	Pacific Oceania	6,400	95%		Sakao	Christianity	
	Seke	Vanuatu	Pacific Oceania	1,000	97%		Seke	Christianity	
	Shark Bay	Vanuatu	Pacific Oceania	700	75%		Shark Bay	Christianity	
	Sinesip, South West Bay	Vanuatu	Pacific Oceania	600	100%		Nahavaq	Christianity	
	Tahitian	Vanuatu	Pacific Oceania	700	94%		Tahitian	Christianity	
	Tambotalo	Vanuatu	Pacific Oceania	100	81%		Tambotalo	Christianity	
	Tana, North	Vanuatu	Pacific Oceania	8,000	93%		Tanna, North	Christianity	
	Tana, Southwest	Vanuatu	Pacific Oceania	5,800	92%		Tanna, Southwest	Christianity	Tahitian

Pray Daily:	People Group Name:	Country Name:	Area-Region Name:	People Group Population:	%Percent Christian:	LR FR	Primary Language:	Primary Religion:	People Group Photos:
22 Jun.	Tangoa	Vanuatu	Pacific Oceania	1,300	99%		Tangoa	Christianity	
	Tasiko, Lewo	Vanuatu	Pacific Oceania	3,500	90%		Lewo	Christianity	
	Tasmate	Vanuatu	Pacific Oceania	400	90%		Tasmate	Christianity	
	Tolomako	Vanuatu	Pacific Oceania	1,400	98%		Tolomako	Christianity	
	Toman Islander, Malvaxal	Vanuatu	Pacific Oceania	800	98%		Naha'ai	Christianity	
	Tooga, S.TorresIslander	Vanuatu	Pacific Oceania	600	96%		Lo-Toga	Christianity	
	Torres Islander, North.	Vanuatu	Pacific Oceania	300	100%		Hiw	Christianity	
	Tutuba	Vanuatu	Pacific Oceania	800	93%		Tutuba	Christianity	
	Unua	Vanuatu	Pacific Oceania	1,100	97%		Unua	Christianity	
	Uripiv-Atchin	Vanuatu	Pacific Oceania	11,000	95%		Uripiv-Wala-Rano-Atch.	Christianity	Tangoa
23 Jun.	Valpei	Vanuatu	Pacific Oceania	700	96%		Valpei	Christianity	
	VanuatuMelanesian,Detribaliz.	Vanuatu	Pacific Oceania	13,000	96%		Bislama	Christianity	
	Vao	Vanuatu	Pacific Oceania	3,000	90%		Vao	Christianity	
	Vatrata, Vanua Lava	Vanuatu	Pacific Oceania	500	100%		Vera'a	Christianity	
	Vietnamese	Vanuatu	Pacific Oceania	1,500	9%		Vietnamese	Buddhism	
	Vinmavis	Vanuatu	Pacific Oceania	900	97%		Neve'ei	Christianity	
	Vunapu	Vanuatu	Pacific Oceania	1,000	94%		Vunapu	Christianity	
	Wailapa	Vanuatu	Pacific Oceania	300	90%		Wailapa	Christianity	
	Wallisian, East Uvean	Vanuatu	Pacific Oceania	1,300	98%		Wallisian	Christianity	Vanuatu Melanesian
	Wetamut	Vanuatu	Pacific Oceania	300	100%		Dorig	Christianity	
	Wusi	Vanuatu	Pacific Oceania	500	92%		Wusi	Christianity	
24 Jun.	French	Wallis / Futuna Isl.	Pacific Oceania	?	72%		French	Christianity	
	Futunian, East	Wallis / Futuna Isl.	Pacific Oceania	3,300	98%		Futuna, East	Christianity	
	Wallisian, East Uvean	Wallis / Futuna Isl.	Pacific Oceania	7,300	99%		Wallisian	Christianity	
	Brao	Cambodia	Peninsular Asia	11,000	0.50%	LR	Lave	Ethnic Religions	
	British	Cambodia	Peninsular Asia	1,100	70%		English	Christianity	
	Burmese	Cambodia	Peninsular Asia	5,300	0.10%	FR	Burmese	Buddhism	
	Cham, Western	Cambodia	Peninsular Asia	256,000	0.01%	FR	Cham, Western	Islam	
	Chong	Cambodia	Peninsular Asia	1,600	1%	LR	Chong	Buddhism	
	Deaf	Cambodia	Peninsular Asia	127,000	3.13%	LR	Language unknown	Buddhism	Eurasian
	E-de, Rade	Cambodia	Peninsular Asia	3,200	41%		Rade	Ethnic Religions	
25 Jun.	English-Speaking, gen.	Cambodia	Peninsular Asia	2,400	84%		English	Christianity	
	Eurasian	Cambodia	Peninsular Asia	14,000	50%		French	Christianity	
	French	Cambodia	Peninsular Asia	1,700	76%		French	Christianity	
	Han Chinese, Cantonese	Cambodia	Peninsular Asia	23,000	1%	LR	Chinese, Yue	Ethnic Religions	
	Han Chinese, Hainanese	Cambodia	Peninsular Asia	14,000	1%	LR	Chinese, Min Nan	Ethnic Religions	
	Han Chinese, Hakka	Cambodia	Peninsular Asia	600	1.20%	LR	Chinese, Hakka	Ethnic Religions	
	Han Chinese, Mandarin	Cambodia	Peninsular Asia	474,000	1%	LR	Chinese, Mandarin	Ethnic Religions	
	Han Chinese, Min Nan	Cambodia	Peninsular Asia	147,000	1.20%	LR	Chinese, Min Nan	Ethnic Religions	Han Chin. Hainanese

Daily Prayer Guide for all People Groups & Unreached People Groups of Asia Pacific									Page 45
Pray Daily:	People Group Name:	Country Name:	Area-Region Name:	People Group Population:	%Percent Christian:	LR FR	Primary Language:	Primary Religion:	People Group Photos:
26 Jun.	Han Chinese, Teochew	Cambodia	Peninsular Asia	185,000	1.40%	LR	Chinese, Min Nan	Ethnic Religions	
	Jarai	Cambodia	Peninsular Asia	26,000	10%		Jarai	Ethnic Religions	
	Kaco, Kachok	Cambodia	Peninsular Asia	4,200	5%		Kaco'	Ethnic Religions	
	Khaonh	Cambodia	Peninsular Asia	400	2%	LR	Mel-Khaonh	Ethnic Religions	
	Khmer	Cambodia	Peninsular Asia	14,236,000	3.20%	LR	Khmer	Buddhism	
	Khmer Keh	Cambodia	Peninsular Asia	5,900	1%	LR	Khmer	Ethnic Religions	
	Khmer Krom	Cambodia	Peninsular Asia	284,000	1.20%	LR	Khmer	Buddhism	
	Khmer, Northern	Cambodia	Peninsular Asia	5,300	2.00%	LR	Khmer, Northern	Buddhism	
	Korean	Cambodia	Peninsular Asia	1,700	22%		Korean	Ethnic Religions	
	Kraol	Cambodia	Peninsular Asia	5,000	0.10%	FR	Kraol	Ethnic Religions	Khmer
27 Jun.	Kravet	Cambodia	Peninsular Asia	8,400	1%	LR	Kavet	Ethnic Religions	
	Krung	Cambodia	Peninsular Asia	26,000	1%	LR	Krung	Ethnic Religions	
	Kui	Cambodia	Peninsular Asia	35,000	3.50%	LR	Kuay	Buddhism	
	Lao	Cambodia	Peninsular Asia	24,000	1.40%	LR	Lao	Buddhism	
	Lao Phuan	Cambodia	Peninsular Asia	2,400	2%	LR	Phuan	Buddhism	
	Malay	Cambodia	Peninsular Asia	18,000	0%	FR	Malay	Islam	
	Mel	Cambodia	Peninsular Asia	3,400	2%	LR	Mel-Khaonh	Ethnic Religions	
	Mnong, Central	Cambodia	Peninsular Asia	47,000	8.10%		Mnong, Central	Ethnic Religions	
	Pear	Cambodia	Peninsular Asia	1,900	2%	LR	Pear	Ethnic Religions	
	Sa'och	Cambodia	Peninsular Asia	500	1%	LR	Khmer	Ethnic Religions	Krung
28 Jun.	Samre	Cambodia	Peninsular Asia	300	1%	LR	Khmer	Ethnic Religions	
	Somray	Cambodia	Peninsular Asia	5,200	1%	LR	Somray	Ethnic Religions	
	South Asian, general	Cambodia	Peninsular Asia	1,800	9%		Hindi	Hinduism	
	Stieng, Bulo	Cambodia	Peninsular Asia	8,400	10%		Stieng, Bulo	Ethnic Religions	
	Suoy	Cambodia	Peninsular Asia	1,700	1.50%	LR	Su'ung	Ethnic Religions	
	T'moan	Cambodia	Peninsular Asia	800	51%		Kraol	Christianity	
	Tampuan	Cambodia	Peninsular Asia	38,000	4%	LR	Tampuan	Ethnic Religions	
	Thai	Cambodia	Peninsular Asia	3,400	0.60%	LR	Thai	Buddhism	
	Vietnamese	Cambodia	Peninsular Asia	827,000	3%	LR	Vietnamese	Buddhism	
29 Jun.	Aheu Luang	Laos	Peninsular Asia	600	0%	FR	Aheu	Ethnic Religions	
	Akeu	Laos	Peninsular Asia	3,200	0.10%	FR	Akeu	Ethnic Religions	Mnong, Central
	Akha	Laos	Peninsular Asia	117,000	3%	LR	Akha	Ethnic Religions	
	Alak	Laos	Peninsular Asia	26,000	0.04%	FR	Alak	Ethnic Religions	
	Alu	Laos	Peninsular Asia	7,300	0%	FR	Nisu, Eastern	Ethnic Religions	
	Arem	Laos	Peninsular Asia	800	0%	FR	Bru, Eastern	Ethnic Religions	
	Bit	Laos	Peninsular Asia	2,500	0%	FR	Bit	Ethnic Religions	
	Bo	Laos	Peninsular Asia	4,200	0%	FR	Bo	Ethnic Religions	
	Brao	Laos	Peninsular Asia	27,000	1%	LR	Lave	Ethnic Religions	
	Bru, Eastern	Laos	Peninsular Asia	23,000	2%	LR	Bru, Eastern	Ethnic Religions	Vietnamese

Daily Prayer Guide for all People Groups & Unreached People Groups of Asia Pacific									Page 46
Pray Daily:	People Group Name:	Country Name:	Area-Region Name:	People Group Population:	%Percent Christian:	LR FR	Primary Language:	Primary Religion:	People Group Photos:
30 Jun.	Bru, Western	Laos	Peninsular Asia	87,000	12%		Bru, Western	Buddhism	
	Burmese	Laos	Peninsular Asia	600	0%	FR	Burmese	Buddhism	
	Cham, Western	Laos	Peninsular Asia	600	0%	FR	Cham, Western	Islam	
	Chatong	Laos	Peninsular Asia	800	0%	FR	Language unknown	Ethnic Religions	
	Chepya	Laos	Peninsular Asia	2,500	0%	FR	Chepya	Buddhism	
	Chut-May	Laos	Peninsular Asia	400	0%	FR	Chut	Ethnic Religions	
	Chut-Ruc	Laos	Peninsular Asia	200	0%	FR	Chut	Ethnic Religions	
	Chut-Sach	Laos	Peninsular Asia	200	0%	FR	Chut	Ethnic Religions	
	Con	Laos	Peninsular Asia	2,300	0%	FR	Con	Ethnic Religions	
	Deaf	Laos	Peninsular Asia	74,000	3.40%	LR	Laos Sign Language	Buddhism	Bru, Western
1 Jul.	Giay	Laos	Peninsular Asia	7,400	0%	FR	Bouyei	Ethnic Religions	
	Halang	Laos	Peninsular Asia	6,300	0%	FR	Halang	Ethnic Religions	
	Halang Doan	Laos	Peninsular Asia	3,200	4%		Halang Doan	Ethnic Religions	
	Han Chinese, Cantonese	Laos	Peninsular Asia	19,000	8%		Chinese, Yue	Non-Religious	
	Han Chinese, Mandarin	Laos	Peninsular Asia	67,000	8%		Chinese, Mandarin	Non-Religious	
	Hani	Laos	Peninsular Asia	800	0%	FR	Hani	Ethnic Religions	
	Hmong Bua	Laos	Peninsular Asia	1,900	3%	LR	Miao,Chuanqiandian	Ethnic Religions	
	Hmong Daw	Laos	Peninsular Asia	401,000	4%		Hmong Daw	Ethnic Religions	
	Hmong Njua	Laos	Peninsular Asia	217,000	1%	LR	Hmong Njua	Ethnic Religions	Hmong Bua
	Hung	Laos	Peninsular Asia	3,800	3%		Hung	Ethnic Religions	
2 Jul.	Hung-Tum	Laos	Peninsular Asia	1,300	0%	FR	Hung	Ethnic Religions	
	Ir	Laos	Peninsular Asia	6,200	0%	FR	Ir	Ethnic Religions	
	Iu Mien	Laos	Peninsular Asia	34,000	8%		Iu Mien	Ethnic Religions	
	Jeh	Laos	Peninsular Asia	12,000	3%		Jeh	Ethnic Religions	
	Jeng	Laos	Peninsular Asia	9,000	0%	FR	Oy	Ethnic Religions	
	Kado	Laos	Peninsular Asia	5,100	1%	LR	Kaduo	Ethnic Religions	
	Kanay	Laos	Peninsular Asia	900	9%		Pacoh	Ethnic Religions	
	Kasseng	Laos	Peninsular Asia	1,700	0%	FR	Talieng	Ethnic Religions	
	Katang, Northern	Laos	Peninsular Asia	69,000	0.10%	FR	Katang, Northern	Ethnic Religions	Katang, Northern
	Katang, Southern	Laos	Peninsular Asia	42,000	0.10%	FR	Katang, Southern	Ethnic Religions	
3 Jul.	Katu, Western	Laos	Peninsular Asia	29,000	1%	LR	Katu, Western	Ethnic Religions	
	Khlor	Laos	Peninsular Asia	9,000	0.50%	LR	Kriang	Ethnic Religions	
	Khmer	Laos	Peninsular Asia	7,400	3%	LR	Khmer	Buddhism	
	Khmu	Laos	Peninsular Asia	735,000	10%		Khmu	Ethnic Religions	
	Khua	Laos	Peninsular Asia	4,600	0%	FR	Khua	Ethnic Religions	
	Khuen	Laos	Peninsular Asia	13,000	1.50%	LR	Khuen	Buddhism	
	Kim Mun	Laos	Peninsular Asia	7,100	1%	LR	Kim Mun	Ethnic Religions	
	Kiorr	Laos	Peninsular Asia	4,800	1%	LR	Kiorr	Buddhism	
	Kongsat	Laos	Peninsular Asia	100	0%	FR	Khmu	Ethnic Religions	Khmu

Pray Daily:	People Group Name:	Country Name:	Area-Region Name:	People Group Population:	%Percent Christian:	LR FR	Primary Language:	Primary Religion:	People Group Photos:
4 Jul.	Kri	Laos	Peninsular Asia	1,100	0%	FR	Language unknown	Ethnic Religions	
	Kuan	Laos	Peninsular Asia	900	0%	FR	Kuan	Ethnic Religions	
	Kui	Laos	Peninsular Asia	48,000	1%	LR	Kuay	Buddhism	
	Kui Lung	Laos	Peninsular Asia	5,000	12%		Lahu	Ethnic Religions	
	Lahu Aga	Laos	Peninsular Asia	9,500	8.50%		Lahu	Ethnic Religions	
	Lahu Phu	Laos	Peninsular Asia	3,900	15%		Lahu	Ethnic Religions	
	Lahu Shi	Laos	Peninsular Asia	3,700	12%		Lahu Shi	Ethnic Religions	
	Lamet	Laos	Peninsular Asia	23,000	1%	LR	Rmeet	Ethnic Religions	
	Lao	Laos	Peninsular Asia	3,446,000	3.50%	LR	Lao	Buddhism	
	Lao Phuan	Laos	Peninsular Asia	149,000	1%	LR	Phuan	Buddhism	Kui
5 Jul.	Laopang	Laos	Peninsular Asia	13,000	14%		Laopang	Ethnic Religions	
	Laoseng	Laos	Peninsular Asia	11,000	1%	LR	Tareng	Ethnic Religions	
	Laven	Laos	Peninsular Asia	59,000	0%	FR	Laven	Ethnic Religions	
	Lawi	Laos	Peninsular Asia	1,300	0%	FR	Lavi	Ethnic Religions	
	Mal	Laos	Peninsular Asia	37,000	2%	LR	Mal	Ethnic Religions	
	Maleng	Laos	Peninsular Asia	600	0%	FR	Maleng	Ethnic Religions	
	Mlabri	Laos	Peninsular Asia	90	0%	FR	Mlabri	Ethnic Religions	
	Ngae	Laos	Peninsular Asia	9,000	4%		Kriang	Ethnic Religions	
	Nguan	Laos	Peninsular Asia	21,000	1%	LR	Khmu	Ethnic Religions	
	Nguon	Laos	Peninsular Asia	800	0%	FR	Nguon	Ethnic Religions	Lao
6 Jul.	Nung	Laos	Peninsular Asia	1,500	0.70%	LR	Nung	Ethnic Religions	
	Nyahon	Laos	Peninsular Asia	9,300	0%	FR	Nyaheun	Ethnic Religions	
	Nyaw	Laos	Peninsular Asia	18,000	0.50%	LR	Nyaw	Buddhism	
	O-Du	Laos	Peninsular Asia	600	0%	FR	O'du	Ethnic Religions	
	Oy	Laos	Peninsular Asia	24,000	1%	LR	Oy	Buddhism	
	Pacoh	Laos	Peninsular Asia	23,000	0%	FR	Pacoh	Ethnic Religions	
	Pala	Laos	Peninsular Asia	5,800	0%	FR	Akha	Ethnic Religions	
	Phana	Laos	Peninsular Asia	600	0%	FR	Phana'	Ethnic Religions	Lao Phuan
	Phu Thai	Laos	Peninsular Asia	226,000	0.50%	LR	Phu Thai	Buddhism	
	Phunoi	Laos	Peninsular Asia	41,000	0%	FR	Phunoi	Ethnic Religions	
7 Jul.	Pong	Laos	Peninsular Asia	32,000	0%	FR	Phong-Kniang	Ethnic Religions	
	Pouhoy	Laos	Peninsular Asia	300	0%	FR	Language unknown	Ethnic Religions	
	Poumong	Laos	Peninsular Asia	1,500	0%	FR	Language unknown	Ethnic Religions	
	Poussang	Laos	Peninsular Asia	2,800	0%	FR	Language unknown	Ethnic Religions	
	Prai	Laos	Peninsular Asia	30,000	1%	LR	Prai	Ethnic Religions	
	Puoc	Laos	Peninsular Asia	10,000	0%	FR	Puoc	Ethnic Religions	
	Saek	Laos	Peninsular Asia	4,000	0%	FR	Saek	Ethnic Religions	
	Samtao	Laos	Peninsular Asia	3,500	0%	FR	Samtao	Buddhism	
	Sapuan	Laos	Peninsular Asia	5,500	0%	FR	Sapuan	Ethnic Religions	Phu Thai

Daily Prayer Guide for all People Groups & Unreached People Groups of Asia Pacific									Page 48
Pray Daily:	People Group Name:	Country Name:	Area-Region Name:	People Group Population:	%Percent Christian:	LR FR	Primary Language:	Primary Religion:	People Group Photos:
8 Jul.	Sedang	Laos	Peninsular Asia	900	0%	FR	Sedang	Ethnic Religions	
	Sila	Laos	Peninsular Asia	3,300	0%	FR	Sila	Ethnic Religions	
	So	Laos	Peninsular Asia	87,000	1.40%	LR	So	Buddhism	
	So Tri	Laos	Peninsular Asia	11,000	0.10%	FR	Bru, Eastern	Ethnic Religions	
	Sou	Laos	Peninsular Asia	3,300	0%	FR	Sou	Ethnic Religions	
	Ta Oi, Lower	Laos	Peninsular Asia	22,000	0.10%	FR	Ta'oih, Lower	Ethnic Religions	
	Ta Oi, Upper	Laos	Peninsular Asia	49,000	2%	LR	Ta'oih, Upper	Ethnic Religions	
	Tahang	Laos	Peninsular Asia	400	0%	FR	Language unknown	Ethnic Religions	
	Tai Daeng	Laos	Peninsular Asia	26,000	0%	FR	Tai Daeng	Ethnic Religions	
	Tai Dam	Laos	Peninsular Asia	28,000	0.20%	LR	Tai Dam	Ethnic Religions	So
9 Jul.	Tai Do	Laos	Peninsular Asia	3,700	0%	FR	Tai Yo	Ethnic Religions	
	Tai Doi	Laos	Peninsular Asia	300	0%	FR	Tai Loi	Buddhism	
	Tai Gapong	Laos	Peninsular Asia	500	0%	FR	Phu Thai	Buddhism	
	Tai He	Laos	Peninsular Asia	4,100	0%	FR	Language unknown	Buddhism	
	Tai Kaleun	Laos	Peninsular Asia	3,300	0%	FR	Thai, Northeastern	Buddhism	
	Tai Kao	Laos	Peninsular Asia	105,000	0%	FR	Tai Don	Ethnic Religions	
	Tai Khang	Laos	Peninsular Asia	26,000	0%	FR	Kang	Buddhism	
	Tai Khun	Laos	Peninsular Asia	800	4%	LR	Khun	Buddhism	
	Tai Laan	Laos	Peninsular Asia	700	0%	FR	Language unknown	Buddhism	
	Tai Long	Laos	Peninsular Asia	2,100	0%	FR	Tai Long	Ethnic Religions	Tai Dam
10 Jul.	Tai Lue	Laos	Peninsular Asia	131,000	0.10%	FR	Lu	Buddhism	
	Tai Nua, Chinese Shan	Laos	Peninsular Asia	15,000	0%	FR	Tai Nua	Buddhism	
	Tai Pao	Laos	Peninsular Asia	1,800	0%	FR	Tai Pao	Ethnic Religions	
	Tai Peung	Laos	Peninsular Asia	500	0%	FR	Language unknown	Ethnic Religions	
	Tai Sam	Laos	Peninsular Asia	400	0%	FR	Language unknown	Ethnic Religions	
	Taket	Laos	Peninsular Asia	700	0%	FR	Language unknown	Ethnic Religions	
	Talieng	Laos	Peninsular Asia	37,000	0.20%	LR	Talieng	Ethnic Religions	
	Tamoy	Laos	Peninsular Asia	700	0%	FR	Language unknown	Ethnic Religions	
	Tay Khang	Laos	Peninsular Asia	200	0%	FR	Tai Khang	Ethnic Religions	Tai Lue
	Tay Pong	Laos	Peninsular Asia	37,000	0%	FR	Hung	Ethnic Religions	
11 Jul.	Tayten	Laos	Peninsular Asia	400	0%	FR	Lao	Ethnic Religions	
	Tchaho	Laos	Peninsular Asia	400	0%	FR	Language unknown	Ethnic Religions	
	Thae	Laos	Peninsular Asia	11,000	0%	FR	Oy	Ethnic Religions	
	Thai	Laos	Peninsular Asia	145,000	0.60%	LR	Thai	Buddhism	
	Thai, Isan	Laos	Peninsular Asia	9,000	0%	FR	Thai, Northeastern	Buddhism	
	Thai, Northern	Laos	Peninsular Asia	38,000	0%	FR	Thai, Northern	Buddhism	
	Tong	Laos	Peninsular Asia	15,000	3%	LR	Ong	Ethnic Religions	
	Vietnamese	Laos	Peninsular Asia	124,000	9%		Vietnamese	Buddhism	
	Yoy	Laos	Peninsular Asia	12,000	2.50%	LR	Yoy	Ethnic Religions	Thai

Pray Daily:	People Group Name:	Country Name:	Area-Region Name:	People Group Population:	%Percent Christian:	LR FR	Primary Language:	Primary Religion:	People Group Photos:
12 Jul.	Achang, Maingtha	Myanmar-Burma	Peninsular Asia	39,000	24%		Achang	Ethnic Religions	
	Akeu	Myanmar-Burma	Peninsular Asia	1,200	4%		Akeu	Ethnic Religions	
	Akha	Myanmar-Burma	Peninsular Asia	221,000	16%		Akha	Ethnic Religions	
	Anong	Myanmar-Burma	Peninsular Asia	11,000	40%		Anong	Ethnic Religions	
	Barua, Maramagyi	Myanmar-Burma	Peninsular Asia	500	0%	FR	Rakhine	Buddhism	
	Bulang	Myanmar-Burma	Peninsular Asia	15,000	2%	LR	Blang	Buddhism	
	Burmese	Myanmar-Burma	Peninsular Asia	31,383,000	0.35%	LR	Burmese	Buddhism	
	Chak, Thet	Myanmar-Burma	Peninsular Asia	1,900	0.40%	LR	Chak	Buddhism	
	Chakma, Daingnet	Myanmar-Burma	Peninsular Asia	29,000	0%	FR	Chakma	Buddhism	
	Chaungtha	Myanmar-Burma	Peninsular Asia	185,000	0.10%	LR	Rakhine	Buddhism	
13 Jul.	Chin, Anu-Hkongso	Myanmar-Burma	Peninsular Asia	5,100	90%		Chin,Anu-Hkongso	Christianity	Achang, Maingtha
	Chin, Asho	Myanmar-Burma	Peninsular Asia	170,000	15%		Chin, Asho	Buddhism	
	Chin, Bawm	Myanmar-Burma	Peninsular Asia	700	100%		Chin, Bawm	Christianity	
	Chin, Bualkhaw	Myanmar-Burma	Peninsular Asia	2,700	90%		Chin, Bualkhaw	Christianity	
	Chin, Cho	Myanmar-Burma	Peninsular Asia	17,000	51%		Chin, Muun	Christianity	
	Chin, Dai	Myanmar-Burma	Peninsular Asia	43,000	95%		Chin, Daai	Christianity	
	Chin, Eastern Khumi	Myanmar-Burma	Peninsular Asia	14,000	98%		Chin, East. Khumi	Christianity	
	Chin, Ekai	Myanmar-Burma	Peninsular Asia	6,100	3%		Chin, Ekai	Buddhism	
	Chin, Falam	Myanmar-Burma	Peninsular Asia	77,000	90%		Chin, Falam	Christianity	
	Chin, Hakha	Myanmar-Burma	Peninsular Asia	136,000	90%		Chin, Hakha	Christianity	Akha
14 Jul.	Chin, Kaang	Myanmar-Burma	Peninsular Asia	1,200	95%		Chin, Kaang	Christianity	
	Chin, Khumi	Myanmar-Burma	Peninsular Asia	67,000	80%		Chin, Khumi	Christianity	
	Chin, Laitu	Myanmar-Burma	Peninsular Asia	17,000	25%		Chin, Laitu	Buddhism	
	Chin, Lautu	Myanmar-Burma	Peninsular Asia	18,000	85%		Chin, Lautu	Christianity	
	Chin, Mara	Myanmar-Burma	Peninsular Asia	26,000	100%		Chin, Mara	Christianity	
	Chin, Ngawn	Myanmar-Burma	Peninsular Asia	19,000	90%		Chin, Ngawn	Christianity	
	Chin, Paite	Myanmar-Burma	Peninsular Asia	500	86%		Chin, Paite	Christianity	
	Chin, Senthang	Myanmar-Burma	Peninsular Asia	36,000	80%		Chin, Senthang	Christianity	
	Chin, Siyin	Myanmar-Burma	Peninsular Asia	13,000	84%		Chin, Siyin	Christianity	
	Chin, Songlai	Myanmar-Burma	Peninsular Asia	8,200	10%		Chin, Songlai	Buddhism	Burmese
15 Jul.	Chin, Sumtu	Myanmar-Burma	Peninsular Asia	16,000	60%		Chin, Sumtu	Christianity	
	Chin, Tapong	Myanmar-Burma	Peninsular Asia	16,000	95%		Chin, Falam	Christianity	
	Chin, Tawr	Myanmar-Burma	Peninsular Asia	600	90%		Chin, Tawr	Christianity	
	Chin, Tedim	Myanmar-Burma	Peninsular Asia	260,000	70%		Chin, Tedim	Christianity	
	Chin, Thaiphum	Myanmar-Burma	Peninsular Asia	1,200	80%		Chin, Thaiphum	Christianity	
	Chin, Zo	Myanmar-Burma	Peninsular Asia	54,000	75%		Chin, Zotung	Christianity	
	Chin, Zyphe	Myanmar-Burma	Peninsular Asia	21,000	65%		Chin, Zyphe	Christianity	
	Danau	Myanmar-Burma	Peninsular Asia	128,000	0.50%	LR	Danau	Buddhism	
	Danu	Myanmar-Burma	Peninsular Asia	116,000	2%	LR	Danu	Buddhism	Chin, Asho

Pray Daily:	People Group Name:	Country Name:	Area-Region Name:	People Group Population:	%Percent Christian:	LR FR	Primary Language:	Primary Religion:	People Group Photos:
16 Jul.	Dawei, Tavoyan	Myanmar-Burma	Peninsular Asia	460,000	0.10%	FR	Tavoyan	Buddhism	
	Deaf	Myanmar-Burma	Peninsular Asia	411,000	9%		Language unknown	Buddhism	
	Derung	Myanmar-Burma	Peninsular Asia	300	56%		Drung	Christianity	
	Enn	Myanmar-Burma	Peninsular Asia	500	5%	LR	Wa, Parauk	Ethnic Religions	
	Eurasian, Anglo-Burmese	Myanmar-Burma	Peninsular Asia	56,000	95%		English	Christianity	
	Gante	Myanmar-Burma	Peninsular Asia	6,600	60%		Gangte	Christianity	
	Gujarati	Myanmar-Burma	Peninsular Asia	35,000	0.80%	LR	Gujarati	Hinduism	
	Han Chinese, Cantonese	Myanmar-Burma	Peninsular Asia	75,000	2%	LR	Chinese, Yue	Buddhism	
	Han Chinese, Hakka	Myanmar-Burma	Peninsular Asia	22,000	3%	LR	Chinese, Hakka	Buddhism	
	Han Chinese, Mandarin	Myanmar-Burma	Peninsular Asia	986,000	2%	LR	Chinese, Mandarin	Buddhism	Deaf
17 Jul.	Han Chinese, Min Nan	Myanmar-Burma	Peninsular Asia	73,000	4%		Chinese, Min Nan	Buddhism	
	Hindi	Myanmar-Burma	Peninsular Asia	132,000	0.70%	LR	Hindi	Hinduism	
	Hmong Njua	Myanmar-Burma	Peninsular Asia	12,000	2%	LR	Hmong Njua	Ethnic Religions	
	Hrangkhol	Myanmar-Burma	Peninsular Asia	9,300	35%		Hrangkhol	Ethnic Religions	
	Hui	Myanmar-Burma	Peninsular Asia	9,000	0%	FR	Chinese, Mandarin	Islam	
	Intha	Myanmar-Burma	Peninsular Asia	103,000	0.10%	FR	Intha	Buddhism	
	Kachin Jingpo	Myanmar-Burma	Peninsular Asia	1,030,000	64%		Jingpho	Christianity	
	Kadu, Asak	Myanmar-Burma	Peninsular Asia	35,000	5%		Kadu	Buddhism	
	Kaman	Myanmar-Burma	Peninsular Asia	5,100	0%	FR	Rakhine	Islam	Kachin Jingpo
18 Jul.	Kanan	Myanmar-Burma	Peninsular Asia	10,000	5%		Kanan	Buddhism	
	Karen, Bghai	Myanmar-Burma	Peninsular Asia	24,000	27%		Karen, Bwe	Ethnic Religions	
	Karen, Brek	Myanmar-Burma	Peninsular Asia	20,000	87%		Kayaw	Christianity	
	Karen, Geba	Myanmar-Burma	Peninsular Asia	46,000	86%		Karen, Geba	Christianity	
	Karen, Gheko	Myanmar-Burma	Peninsular Asia	18,000	75%		Karen, Geko	Christianity	
	Karen, Kayah, Eastern	Myanmar-Burma	Peninsular Asia	9,000	20%		Kayah, Eastern	Buddhism	
	Karen, Kayah, Western	Myanmar-Burma	Peninsular Asia	162,000	28%		Kayah, Western	Buddhism	
	Karen, Lahta	Myanmar-Burma	Peninsular Asia	11,000	18%		Zayein	Buddhism	
	Karen, Manumanaw	Myanmar-Burma	Peninsular Asia	11,000	90%		Kawyaw	Christianity	
	Karen, Mobwa	Myanmar-Burma	Peninsular Asia	4,600	75%		Karen, Mobwa	Christianity	Karen, S'gaw
	Karen, Paku	Myanmar-Burma	Peninsular Asia	6,800	70%		Karen, Paku	Christianity	
19 Jul.	Karen, Pwo Eastern	Myanmar-Burma	Peninsular Asia	1,178,000	30%		Karen, Pwo East.	Buddhism	
	Karen, Pwo Western	Myanmar-Burma	Peninsular Asia	210,000	42%		Karen, Pwo West.	Christianity	
	Karen, S'gaw	Myanmar-Burma	Peninsular Asia	2,023,000	53%		Karen, S'gaw	Christianity	
	Karen, Striped	Myanmar-Burma	Peninsular Asia	13,000	22%		Riang Lai	Ethnic Religions	
	Karen, Yinbaw	Myanmar-Burma	Peninsular Asia	9,400	32%		Yinbaw	Buddhism	
	Karen, Yintale	Myanmar-Burma	Peninsular Asia	11,000	0.01%	FR	Yintale	Buddhism	
	Kawa, Vo	Myanmar-Burma	Peninsular Asia	700	10%		Wa, Vo	Ethnic Religions	
	Kayan, Padaung	Myanmar-Burma	Peninsular Asia	146,000	30%		Kayan	Ethnic Religions	
	Khampti, Khamti Shan	Myanmar-Burma	Peninsular Asia	9,000	0.10%	FR	Khamti	Buddhism	Kayan, Padaung

Pray Daily:	People Group Name:	Country Name:	Area-Region Name:	People Group Population:	%Percent Christian:	LR FR	Primary Language:	Primary Religion:	People Group Photos:
20 Jul.	Konyak	Myanmar-Burma	Peninsular Asia	2,200	83%		Naga, Konyak	Christianity	
	Kuki Chin	Myanmar-Burma	Peninsular Asia	34,000	70%		Chin, Thado	Christianity	
	Lahu	Myanmar-Burma	Peninsular Asia	225,000	80%		Lahu	Christianity	
	Lahu Shi	Myanmar-Burma	Peninsular Asia	65,000	10%		Lahu Shi	Buddhism	
	Lao	Myanmar-Burma	Peninsular Asia	25,000	3%	LR	Lao	Buddhism	
	Lashi, Letsi	Myanmar-Burma	Peninsular Asia	34,000	90%		Lacid	Christianity	
	Lisu	Myanmar-Burma	Peninsular Asia	345,000	85%		Lisu	Christianity	
	Lisu, Black	Myanmar-Burma	Peninsular Asia	5,100	50%		Lisu	Ethnic Religions	
	Malay	Myanmar-Burma	Peninsular Asia	27,000	0.03%	FR	Malay	Islam	Lahu
	Malayali	Myanmar-Burma	Peninsular Asia	23,000	34%		Malayalam	Hinduism	
21 Jul.	Manipuri, Ponna	Myanmar-Burma	Peninsular Asia	12,000	1.70%	LR	Meitei	Hinduism	
	Manyuki	Myanmar-Burma	Peninsular Asia	20,000	0.05%	FR	Shan	Buddhism	
	Maru, Lhaovo	Myanmar-Burma	Peninsular Asia	123,000	9%		Lhao Vo	Ethnic Religions	
	Matu, Nga La	Myanmar-Burma	Peninsular Asia	34,000	80%		Chin, Matu	Christianity	
	Mizo	Myanmar-Burma	Peninsular Asia	19,000	90%		Mizo	Christianity	
	Mok	Myanmar-Burma	Peninsular Asia	4,000	0%	FR	Mok	Buddhism	
	Moken, Salon	Myanmar-Burma	Peninsular Asia	4,700	0.05%	FR	Moken	Ethnic Religions	
	Mon	Myanmar-Burma	Peninsular Asia	1,151,000	0.90%	LR	Mon	Buddhism	Lisu
	Mro-Khimi	Myanmar-Burma	Peninsular Asia	203,000	7.40%		Mro-Khimi	Buddhism	
	Mru	Myanmar-Burma	Peninsular Asia	25,000	4%	LR	Mru	Buddhism	
22 Jul.	Muak Sa-aak	Myanmar-Burma	Peninsular Asia	4,500	10%		Muak Sa-aak	Buddhism	
	Naga Akyaung Ari	Myanmar-Burma	Peninsular Asia	1,200	95%		Naga, Akyaung Ari	Christianity	
	Naga Khiamniungan	Myanmar-Burma	Peninsular Asia	11,000	88%		Naga,Khiamniungan	Christianity	
	Naga Kokak	Myanmar-Burma	Peninsular Asia	2,400	70%		Naga, Kokak	Christianity	
	Naga Kyan-Karyaw	Myanmar-Burma	Peninsular Asia	10,000	95%		Naga, Chen-Kayu	Christianity	
	Naga Lao	Myanmar-Burma	Peninsular Asia	1,100	90%		Naga, Lao	Christianity	
	Naga Leinong	Myanmar-Burma	Peninsular Asia	8,700	25%		Naga, Lainong	Buddhism	
	Naga Long Phuri	Myanmar-Burma	Peninsular Asia	2,200	90%		Naga, Long Phuri	Christianity	
	Naga Makuri	Myanmar-Burma	Peninsular Asia	3,000	55%		Naga, Makuri	Christianity	Mro-Khimi
	Naga Makyan	Myanmar-Burma	Peninsular Asia	4,600	95%		Naga, Paungnyuan	Christianity	
23 Jul.	Naga Para	Myanmar-Burma	Peninsular Asia	1,600	65%		Naga, Jejara	Christianity	
	Naga Ponyo-Gongwang	Myanmar-Burma	Peninsular Asia	5,200	60%		Naga, Ponyo-Gong.	Christianity	
	Naga Tangkhul	Myanmar-Burma	Peninsular Asia	4,700	65%		Naga, Tangkhul	Christianity	
	Nepali, general	Myanmar-Burma	Peninsular Asia	297,000	1%	LR	Nepali	Hinduism	
	Nu	Myanmar-Burma	Peninsular Asia	1,500	17%		Nusu	Ethnic Religions	
	Pa-O	Myanmar-Burma	Peninsular Asia	870,000	1.70%	LR	Pa'o	Buddhism	
	Palaung, Pale	Myanmar-Burma	Peninsular Asia	295,000	0.10%	FR	Palaung, Ruching	Buddhism	
	Palaung, Rumai	Myanmar-Burma	Peninsular Asia	160,000	0.40%	LR	Palaung, Rumai	Buddhism	
	Palaung, Shwe	Myanmar-Burma	Peninsular Asia	234,000	0.20%	LR	Palaung, Shwe	Buddhism	Pa-O

Pray Daily:	People Group Name:	Country Name:	Area-Region Name:	People Group Population:	%Percent Christian:	LR FR	Primary Language:	Primary Religion:	People Group Photos:
24 Jul.	Phun, Hpon	Myanmar-Burma	Peninsular Asia	1,600	1%	LR	Burmese	Ethnic Religions	
	Punjabi	Myanmar-Burma	Peninsular Asia	11,000	1.20%	LR	Punjabi, Eastern	Hinduism	
	Pyen	Myanmar-Burma	Peninsular Asia	800	30%		Pyen	Ethnic Religions	
	Rakhine	Myanmar-Burma	Peninsular Asia	2,718,000	0.10%	FR	Rakhine	Buddhism	
	Ranglong	Myanmar-Burma	Peninsular Asia	100	80%		Ranglong	Christianity	
	Rawang, Nung	Myanmar-Burma	Peninsular Asia	71,000	80%		Rawang	Christianity	
	Rawngtu	Myanmar-Burma	Peninsular Asia	5,600	100%		Chin, Rawngtu	Christianity	
	Riang	Myanmar-Burma	Peninsular Asia	15,000	3%	LR	Riang Lang	Ethnic Religions	
	Rohingya	Myanmar-Burma	Peninsular Asia	480,000	0%	FR	Rohingya	Islam	
	Samtao	Myanmar-Burma	Peninsular Asia	11,000	7%		Samtao	Buddhism	Rakhine
25 Jul.	Sino-Burmese	Myanmar-Burma	Peninsular Asia	17,000	1%	LR	Burmese	Buddhism	
	South Asian, Bengali	Myanmar-Burma	Peninsular Asia	284,000	0.40%	LR	Bengali	Islam	
	South Asian,Odia speak.	Myanmar-Burma	Peninsular Asia	121,000	1%	LR	Odia	Hinduism	
	South Asian, Telugu	Myanmar-Burma	Peninsular Asia	139,000	8.00%		Telugu	Hinduism	
	Tai Doi	Myanmar-Burma	Peninsular Asia	5,100	5%	LR	Tai Loi	Buddhism	
	Tai Khun	Myanmar-Burma	Peninsular Asia	131,000	2.30%	LR	Khun	Buddhism	
	Tai Laing	Myanmar-Burma	Peninsular Asia	115,000	1%	LR	Tai Laing	Buddhism	
	Tai Lue	Myanmar-Burma	Peninsular Asia	62,000	0.20%	LR	Lu	Buddhism	
	Tai Man, Shan	Myanmar-Burma	Peninsular Asia	4,556,000	1%	LR	Shan	Buddhism	
	Tai Nua, Chinese Shan	Myanmar-Burma	Peninsular Asia	103,000	0.50%	LR	Tai Nua	Buddhism	Tai Man, Shan
26 Jul.	Taman, Htamandi	Myanmar-Burma	Peninsular Asia	33,000	0%	FR	Burmese	Ethnic Religions	
	Tamil, Hindu	Myanmar-Burma	Peninsular Asia	150,000	11%		Tamil	Hinduism	
	Tangsa	Myanmar-Burma	Peninsular Asia	69,000	90%		Naga, Tangshang	Christianity	
	Taungtha	Myanmar-Burma	Peninsular Asia	20,000	0%	FR	Chin, Rungtu	Buddhism	
	Taungyo	Myanmar-Burma	Peninsular Asia	46,000	0.60%	LR	Taungyo	Buddhism	
	Thai	Myanmar-Burma	Peninsular Asia	44,000	0.60%	LR	Thai	Buddhism	
	Uppu Chinbon	Myanmar-Burma	Peninsular Asia	45,000	10%		Chin, Uppu	Ethnic Religions	
	Vaiphei	Myanmar-Burma	Peninsular Asia	7,600	87%		Vaiphei	Christianity	
	Wa	Myanmar-Burma	Peninsular Asia	460,000	30%		Wa, Parauk	Ethnic Religions	Wa
	Yaw	Myanmar-Burma	Peninsular Asia	22,000	0%	FR	Burmese	Buddhism	
27 Jul.	Zaiwa	Myanmar-Burma	Peninsular Asia	36,000	7%		Zaiwa	Ethnic Religions	
	Zo	Myanmar-Burma	Peninsular Asia	68,000	84%		Zo	Christianity	
	Aheu Luang	Thailand	Peninsular Asia	1,600	0%	FR	Aheu	Buddhism	
	Akeu	Thailand	Peninsular Asia	400	8%		Akeu	Ethnic Religions	
	Akha	Thailand	Peninsular Asia	59,000	90%		Akha	Christianity	
	Americans, U.S.	Thailand	Peninsular Asia	21,000	78%		English	Christianity	
	Anglo-Australian	Thailand	Peninsular Asia	2,200	69%		English	Christianity	
	Anglo-New Zealander	Thailand	Peninsular Asia	700	54%		English	Christianity	
	Bisu	Thailand	Peninsular Asia	700	0.80%	LR	Bisu	Ethnic Religions	Akha

Daily Prayer Guide for all People Groups & Unreached People Groups of Asia Pacific									Page 53
Pray Daily:	People Group Name:	Country Name:	Area-Region Name:	People Group Population:	%Percent Christian:	LR FR	Primary Language:	Primary Religion:	People Group Photos:
28 Jul.	British	Thailand	Peninsular Asia	44,000	59%		English	Christianity	
	Bru, Eastern	Thailand	Peninsular Asia	25,000	2%	LR	Bru, Eastern	Buddhism	
	Bru, Western	Thailand	Peninsular Asia	24,000	8%		Bru, Western	Buddhism	
	Bulang	Thailand	Peninsular Asia	1,400	4%	LR	Blang	Buddhism	
	Burmese	Thailand	Peninsular Asia	207,000	0.40%	LR	Burmese	Buddhism	
	Cham, Western	Thailand	Peninsular Asia	4,600	0.05%	FR	Cham, Western	Islam	
	Chong	Thailand	Peninsular Asia	2,000	0.80%	LR	Chong	Buddhism	
	Dawei, Tavoyan	Thailand	Peninsular Asia	500	0%	FR	Tavoyan	Buddhism	
	Deaf	Thailand	Peninsular Asia	350,000	1.10%	LR	Thai Sign Lang.	Buddhism	
	Eurasian	Thailand	Peninsular Asia	58,000	55%		English	Christianity	
29 Jul.	French	Thailand	Peninsular Asia	14,000	61%		French	Christianity	Burmese
	Han Chinese, Cantonese	Thailand	Peninsular Asia	40,000	5%	LR	Chinese, Yue	Buddhism	
	Han Chinese, Hainanese	Thailand	Peninsular Asia	8,200	6%		Chinese, Min Nan	Buddhism	
	Han Chinese, Hakka	Thailand	Peninsular Asia	79,000	5%	LR	Chinese, Hakka	Buddhism	
	Han Chinese, Min Bei	Thailand	Peninsular Asia	14,000	5%	LR	Chinese, Min Bei	Buddhism	
	Han Chinese, Min Nan	Thailand	Peninsular Asia	1,504,000	4%	LR	Chinese, Min Nan	Buddhism	
	Hindi	Thailand	Peninsular Asia	23,000	4%	LR	Hindi	Hinduism	
	Hmong Daw	Thailand	Peninsular Asia	36,000	15%		Hmong Daw	Ethnic Religions	
	Hmong Njua	Thailand	Peninsular Asia	67,000	12%		Hmong Njua	Ethnic Religions	
	Huay	Thailand	Peninsular Asia	600	0%	FR	Language unknown	Buddhism	
30 Jul.	Hui	Thailand	Peninsular Asia	89,000	0%	FR	Chinese, Mandarin	Islam	Deaf
	Iu Mien	Thailand	Peninsular Asia	45,000	1%	LR	Iu Mien	Ethnic Religions	
	Japanese	Thailand	Peninsular Asia	71,000	0.50%	LR	Japanese	Buddhism	
	Jehai	Thailand	Peninsular Asia	200	20%		Jehai	Ethnic Religions	
	Jew, Thai speaking	Thailand	Peninsular Asia	200	0%	FR	Thai	Judaism	
	Karen, Bghai	Thailand	Peninsular Asia	2,200	20%		Karen, Bwe	Ethnic Religions	
	Karen, Kayah Eastern	Thailand	Peninsular Asia	19,000	18%		Kayah, Eastern	Buddhism	
	Karen, Kayah Western	Thailand	Peninsular Asia	22,000	28%		Kayah, Western	Buddhism	
	Karen, Pwo Eastern	Thailand	Peninsular Asia	57,000	35%		Karen, Pwo East.	Buddhism	
	Karen, Pwo Northern	Thailand	Peninsular Asia	84,000	12%		Karen, Pwo North.	Ethnic Religions	Han Chin. Hakka
31 Jul.	Karen, Pwo Rachaburi	Thailand	Peninsular Asia	6,300	10%		Karen, Phrae Pwo	Ethnic Religions	
	Karen, S'gaw	Thailand	Peninsular Asia	211,000	36%		Karen, S'gaw	Ethnic Religions	
	Kayan, Padaung	Thailand	Peninsular Asia	2,800	25%		Kayan	Ethnic Religions	
	Kensiu	Thailand	Peninsular Asia	300	4%	LR	Kensiu	Ethnic Religions	
	Khmer	Thailand	Peninsular Asia	65,000	3%	LR	Khmer	Buddhism	
	Khmer, Northern	Thailand	Peninsular Asia	1,461,000	2%	LR	Khmer, Northern	Buddhism	
	Khmu	Thailand	Peninsular Asia	15,000	3.30%	LR	Khmu	Ethnic Religions	
	Kintaq	Thailand	Peninsular Asia	100	5%	LR	Kintaq	Ethnic Religions	
	Korean	Thailand	Peninsular Asia	13,000	24%		Korean	Buddhism	Khmer, Northern

Daily Prayer Guide for all People Groups & Unreached People Groups of Asia Pacific									Page 54
Pray Daily:	People Group Name:	Country Name:	Area-Region Name:	People Group Population:	%Percent Christian:	LR FR	Primary Language:	Primary Religion:	People Group Photos:
1 Aug.	Kui	Thailand	Peninsular Asia	422,000	2%	LR	Kuay	Buddhism	
	Lahu Na	Thailand	Peninsular Asia	32,000	30%		Lahu	Ethnic Religions	
	Lahu Nyi	Thailand	Peninsular Asia	3,200	0.20%	LR	Lahu	Ethnic Religions	
	Lahu Shi	Thailand	Peninsular Asia	16,000	20%		Lahu Shi	Buddhism	
	Lamet	Thailand	Peninsular Asia	200	5%	LR	Rmeet	Ethnic Religions	
	Lao	Thailand	Peninsular Asia	60,000	3%	LR	Lao	Buddhism	
	Lao Ga	Thailand	Peninsular Asia	2,100	0%	FR	Language unknown	Buddhism	
	Lao Krang	Thailand	Peninsular Asia	58,000	0%	FR	Language unknown	Buddhism	
	Lao Lom	Thailand	Peninsular Asia	29,000	0%	FR	Language unknown	Buddhism	Lao Phuan
	Lao Ngaew	Thailand	Peninsular Asia	35,000	0%	FR	Thai	Buddhism	
2 Aug.	Lao Phuan	Thailand	Peninsular Asia	209,000	1.50%	LR	Phuan	Buddhism	
	Lao Song	Thailand	Peninsular Asia	36,000	1%	LR	Thai Song	Buddhism	
	Lao Ti	Thailand	Peninsular Asia	200	0%	FR	Language unknown	Buddhism	
	Lao Wieng	Thailand	Peninsular Asia	57,000	0.60%	LR	Language unknown	Buddhism	
	Lawa, Eastern	Thailand	Peninsular Asia	8,300	1.40%	LR	Lawa, Eastern	Buddhism	
	Lawa, Western	Thailand	Peninsular Asia	8,900	16%		Lawa, Western	Buddhism	
	Lisu	Thailand	Peninsular Asia	42,000	40%		Lisu	Ethnic Religions	
	Lua	Thailand	Peninsular Asia	7,000	4%	LR	Language unknown	Ethnic Religions	
	Mal	Thailand	Peninsular Asia	4,900	6%		Mal	Ethnic Religions	Malay, Pattani
	Malay, Kedah	Thailand	Peninsular Asia	1,000	0%	FR	Malay, Kedah	Islam	
3 Aug.	Malay, Pattani	Thailand	Peninsular Asia	1,530,000	0.01%	FR	Malay, Pattani	Islam	
	Mlabri	Thailand	Peninsular Asia	400	0.50%	LR	Mlabri	Ethnic Religions	
	Mok	Thailand	Peninsular Asia	700	1.40%	LR	Mok	Buddhism	
	Moken, Salon	Thailand	Peninsular Asia	2,100	0.30%	LR	Moken	Ethnic Religions	
	Moklen	Thailand	Peninsular Asia	4,500	2.20%	LR	Moklen	Ethnic Religions	
	Mon	Thailand	Peninsular Asia	121,000	0.50%	LR	Mon	Ethnic Religions	
	Mpi	Thailand	Peninsular Asia	1,600	0%	FR	Mpi	Buddhism	
	Nyahkur	Thailand	Peninsular Asia	1,600	0%	FR	Nyahkur	Buddhism	
	Nyaw	Thailand	Peninsular Asia	81,000	1%	LR	Nyaw	Buddhism	
	Nyeu, Yeu	Thailand	Peninsular Asia	200	1%	LR	Nyeu	Ethnic Religions	Phu Thai
4 Aug.	Pa-O	Thailand	Peninsular Asia	800	25%		Pa'o	Buddhism	
	Palaung, Pale	Thailand	Peninsular Asia	6,200	0.20%	LR	Palaung, Ruching	Buddhism	
	Phu Thai	Thailand	Peninsular Asia	492,000	0.60%	LR	Phu Thai	Buddhism	
	Prai	Thailand	Peninsular Asia	21,000	1%	LR	Prai	Ethnic Religions	
	Punjabi	Thailand	Peninsular Asia	63,000	0%	FR	Punjabi, Eastern	Sikh	
	Puoc	Thailand	Peninsular Asia	3,600	15%		Puoc	Ethnic Religions	
	Rohingya	Thailand	Peninsular Asia	5,000	0%	FR	Rohingya	Islam	
	Saek	Thailand	Peninsular Asia	21,000	0%	FR	Saek	Buddhism	
	Sinhalese	Thailand	Peninsular Asia	72,000	2%	LR	Sinhala	Buddhism	Punjabi

Pray Daily:	People Group Name:	Country Name:	Area-Region Name:	People Group Population:	%Percent Christian:	LR FR	Primary Language:	Primary Religion:	People Group Photos:
5 Aug.	So	Thailand	Peninsular Asia	73,000	1%	LR	So	Buddhism	
	South Asian, Bengali	Thailand	Peninsular Asia	35,000	3%	LR	Bengali	Islam	
	Tai Bueng	Thailand	Peninsular Asia	6,500	0%	FR	Thai	Buddhism	
	Tai Dam	Thailand	Peninsular Asia	800	3%	LR	Tai Dam	Ethnic Religions	
	Tai Gapong	Thailand	Peninsular Asia	2,200	0%	FR	Language unknown	Buddhism	
	Tai Kaleun	Thailand	Peninsular Asia	8,800	0%	FR	Thai, Northeastern	Buddhism	
	Tai Khun	Thailand	Peninsular Asia	7,000	1.50%	LR	Khun	Buddhism	
	Tai Lue	Thailand	Peninsular Asia	92,000	0.50%	LR	Lu	Buddhism	
	Tai Man, Shan	Thailand	Peninsular Asia	99,000	0.40%	LR	Shan	Buddhism	
	Tai Wang	Thailand	Peninsular Asia	8,800	0%	FR	Thai, Northern	Buddhism	
6 Aug.	Tai Ya	Thailand	Peninsular Asia	1,000	80%		Tai Ya	Christianity	Thai
	Tamil, Hindu	Thailand	Peninsular Asia	35,000	10.50%		Tamil	Hinduism	
	Thai	Thailand	Peninsular Asia	22,649,000	0.30%	LR	Thai	Buddhism	
	Thai Islam	Thailand	Peninsular Asia	1,331,000	0%	FR	Thai	Islam	
	Thai, Isan	Thailand	Peninsular Asia	18,498,000	0.40%	LR	Thai, Northeastern	Buddhism	
	Thai, Khorat	Thailand	Peninsular Asia	11,000	0.50%	LR	Thai	Buddhism	
	Thai, Northern	Thailand	Peninsular Asia	7,577,000	0.40%	LR	Thai, Northern	Buddhism	
	Thai, Southern	Thailand	Peninsular Asia	5,211,000	1%	LR	Thai, Southern	Buddhism	
	Thai, Tak Bai	Thailand	Peninsular Asia	22,000	0%	FR	Thai, Southern	Buddhism	
	Thai-Chinese	Thailand	Peninsular Asia	5,695,000	4%		Thai	Buddhism	Thai, Isan
7 Aug.	Tonga	Thailand	Peninsular Asia	400	3%	LR	Ten'edn	Ethnic Religions	
	Ugong	Thailand	Peninsular Asia	500	1.40%	LR	Ugong	Buddhism	
	Urak Lawoi	Thailand	Peninsular Asia	3,100	2%	LR	Urak Lawoi'	Ethnic Religions	
	Urdu	Thailand	Peninsular Asia	7,300	0.50%	LR	Urdu	Islam	
	Vietnamese	Thailand	Peninsular Asia	122,000	9%		Vietnamese	Buddhism	
	Wa	Thailand	Peninsular Asia	6,900	30%		Wa, Parauk	Ethnic Religions	
	Yong	Thailand	Peninsular Asia	14,000	0%	FR	Yong	Buddhism	
	Yoy	Thailand	Peninsular Asia	8,000	1%	LR	Yoy	Buddhism	
	Akha	Vietnam	Peninsular Asia	23,000	5%	LR	Akha	Ethnic Religions	Thai, Southern
	Alu	Vietnam	Peninsular Asia	3,900	0.20%	LR	Nisu, Eastern	Ethnic Religions	
8 Aug.	Arem	Vietnam	Peninsular Asia	100	0%	FR	Vietnamese	Ethnic Religions	
	Bahnar	Vietnam	Peninsular Asia	198,000	14%		Bahnar	Ethnic Religions	
	Bih	Vietnam	Peninsular Asia	500	3%	LR	Rade	Buddhism	
	Brao	Vietnam	Peninsular Asia	500	13%		Lave	Ethnic Religions	
	British	Vietnam	Peninsular Asia	4,300	61%		English	Christianity	
	Bru, Eastern	Vietnam	Peninsular Asia	68,000	10%		Bru, Eastern	Ethnic Religions	
	Cao Lan, San Chay	Vietnam	Peninsular Asia	203,000	10%		Cao Lan	Ethnic Religions	
	Cham, Eastern	Vietnam	Peninsular Asia	133,000	5%	LR	Cham, Eastern	Hinduism	
	Cham, Western	Vietnam	Peninsular Asia	47,000	0%	FR	Cham, Western	Islam	Thai-Chinese

Pray Daily:	People Group Name:	Country Name:	Area-Region Name:	People Group Population:	%Percent Christian:	LR FR	Primary Language:	Primary Religion:	People Group Photos:
9 Aug.	Chinese, general	Vietnam	Peninsular Asia	877,000	7%		Vietnamese	Non-Religious	
	Choro	Vietnam	Peninsular Asia	30,000	45%		Chrau	Ethnic Religions	
	Churu	Vietnam	Peninsular Asia	23,000	35%		Chru	Ethnic Religions	
	Chut	Vietnam	Peninsular Asia	7,600	0.50%	LR	Chut	Ethnic Religions	
	Co	Vietnam	Peninsular Asia	41,000	20%		Cua	Ethnic Religions	
	Coong	Vietnam	Peninsular Asia	2,400	0%	FR	Coong	Ethnic Religions	
	Deaf	Vietnam	Peninsular Asia	736,000	9.40%		Hanoi Sign Lang.	Buddhism	
	E-de, Rade	Vietnam	Peninsular Asia	402,000	80%		Rade	Christianity	
	En	Vietnam	Peninsular Asia	300	4%	LR	En	Ethnic Religions	
	Eurasian	Vietnam	Peninsular Asia	482,000	59%		French	Christianity	Deaf
10 Aug.	French	Vietnam	Peninsular Asia	5,800	63%		French	Christianity	
	Gelao, Green	Vietnam	Peninsular Asia	2,000	0%	FR	Gelao, Green	Ethnic Religions	
	Gelao, Red	Vietnam	Peninsular Asia	200	0%	FR	Chinese, Mandarin	Ethnic Religions	
	Gelao, White	Vietnam	Peninsular Asia	200	0%	FR	Duoluo	Ethnic Religions	
	Giay	Vietnam	Peninsular Asia	68,000	0.50%	LR	Bouyei	Ethnic Religions	
	Halang	Vietnam	Peninsular Asia	17,000	15%		Halang	Ethnic Religions	
	Halang Doan	Vietnam	Peninsular Asia	3,600	20%		Halang Doan	Ethnic Religions	
	Han Chinese, Cantonese	Vietnam	Peninsular Asia	1,083,000	8%		Chinese, Yue	Non-Religious	
	Hani	Vietnam	Peninsular Asia	26,000	0.50%	LR	Hani	Ethnic Religions	
	Haroi	Vietnam	Peninsular Asia	45,000	2%	LR	Haroi	Ethnic Religions	Eurasian
11 Aug.	Hmong Bua	Vietnam	Peninsular Asia	25,000	4%		Miao,Chuanqiandian	Ethnic Religions	
	Hmong Daw	Vietnam	Peninsular Asia	1,164,000	51%		Hmong Daw	Christianity	
	Hmong Do	Vietnam	Peninsular Asia	?	5%		Hmong Do	Ethnic Religions	
	Hmong Don	Vietnam	Peninsular Asia	?	10%		Hmong Don	Ethnic Religions	
	Hmong Njua	Vietnam	Peninsular Asia	163,000	50%		Hmong Njua	Christianity	
	Hmong Shua, Sinicized	Vietnam	Peninsular Asia	2,500	4%		Sinicized Miao	Ethnic Religions	
	Hre	Vietnam	Peninsular Asia	151,000	10%		Hre	Ethnic Religions	
	Hung	Vietnam	Peninsular Asia	900	2%	LR	Hung	Ethnic Religions	
	Indonesian	Vietnam	Peninsular Asia	4,400	2%	LR	Indonesian	Islam	
	Iu Mien	Vietnam	Peninsular Asia	277,000	8%		Iu Mien	Ethnic Religions	Giay
12 Aug.	Japanese	Vietnam	Peninsular Asia	9,600	1.50%	LR	Japanese	Buddhism	
	Jarai	Vietnam	Peninsular Asia	518,000	30%		Jarai	Ethnic Religions	
	Jeh	Vietnam	Peninsular Asia	64,000	45%		Jeh	Ethnic Religions	
	Katu, Eastern	Vietnam	Peninsular Asia	75,000	1%	LR	Katu, Eastern	Ethnic Religions	
	Katua	Vietnam	Peninsular Asia	4,400	20%		Katua	Ethnic Religions	
	Khang	Vietnam	Peninsular Asia	16,000	0.50%	LR	Khang	Ethnic Religions	
	Khao	Vietnam	Peninsular Asia	18,000	5%		Khao	Ethnic Religions	
	Khmer	Vietnam	Peninsular Asia	1,331,000	3%	LR	Khmer	Buddhism	Hmong Njua

Daily Prayer Guide for all People Groups & Unreached People Groups of Asia Pacific									Page 57
Pray Daily:	People Group Name:	Country Name:	Area-Region Name:	People Group Population:	%Percent Christian:	LR FR	Primary Language:	Primary Religion:	People Group Photos:
13 Aug.	Khmu	Vietnam	Peninsular Asia	91,000	1%	LR	Khmu	Ethnic Religions	
	Khua	Vietnam	Peninsular Asia	5,400	1%	LR	Khua	Ethnic Religions	
	Kim Mun	Vietnam	Peninsular Asia	213,000	1%	LR	Kim Mun	Ethnic Religions	
	Koho	Vietnam	Peninsular Asia	189,000	75%		Koho	Christianity	
	Korean	Vietnam	Peninsular Asia	86,000	27%		Korean	Non-Religious	
	Kucong	Vietnam	Peninsular Asia	8,000	2%	LR	Kucong	Buddhism	
	Lachi	Vietnam	Peninsular Asia	15,000	0%	FR	Lachi	Ethnic Religions	
	Lachi, White	Vietnam	Peninsular Asia	2,300	0.50%	LR	Lachi, White	Ethnic Religions	
	Laghuu	Vietnam	Peninsular Asia	400	3%	LR	Laghuu	Ethnic Religions	
	Laha	Vietnam	Peninsular Asia	10,000	0.50%	LR	Laha	Ethnic Religions	Khmu
14 Aug.	Lahu	Vietnam	Peninsular Asia	12,000	5%	LR	Lahu	Ethnic Religions	
	Lao	Vietnam	Peninsular Asia	18,000	3.40%		Lao	Buddhism	
	Maa	Vietnam	Peninsular Asia	51,000	35%		Maa	Ethnic Religions	
	Maleng	Vietnam	Peninsular Asia	1,200	0%	FR	Maleng	Ethnic Religions	
	Mang	Vietnam	Peninsular Asia	4,700	1%	LR	Mang	Ethnic Religions	
	Mantsi	Vietnam	Peninsular Asia	1,300	4%	LR	Mantsi	Ethnic Religions	
	Miao, Hua	Vietnam	Peninsular Asia	4,300	2%	LR	Miao,Chuanqiandian	Ethnic Religions	
	Mnong, Central	Vietnam	Peninsular Asia	39,000	75%		Mnong, Central	Christianity	
	Mnong, Eastern	Vietnam	Peninsular Asia	36,000	25%		Mnong, Eastern	Ethnic Religions	
	Mnong, Southern	Vietnam	Peninsular Asia	36,000	70%		Mnong, Southern	Christianity	Mnong, Central
15 Aug.	Monom	Vietnam	Peninsular Asia	6,600	20%		Monom	Ethnic Religions	
	Muong	Vietnam	Peninsular Asia	1,464,000	1%	LR	Muong	Ethnic Religions	
	Na-Meo	Vietnam	Peninsular Asia	1,400	0%	FR	Na-Meo	Ethnic Religions	
	Ngai	Vietnam	Peninsular Asia	1,700	3%	LR	Chinese, Yue	Ethnic Religions	
	Nguon	Vietnam	Peninsular Asia	2,300	0%	FR	Nguon	Ethnic Religions	
	Nung	Vietnam	Peninsular Asia	1,093,000	1%	LR	Nung	Ethnic Religions	
	O-Du	Vietnam	Peninsular Asia	400	6%		O'du	Ethnic Religions	
	Pa Di	Vietnam	Peninsular Asia	400	3%	LR	Pa Di	Ethnic Religions	
	Pacoh	Vietnam	Peninsular Asia	19,000	2%	LR	Pacoh	Ethnic Religions	
	Pathen, Baheng	Vietnam	Peninsular Asia	8,300	2%	LR	Pa-Hng	Ethnic Religions	Muong
16 Aug.	Phu Thai	Vietnam	Peninsular Asia	252,000	4.50%		Phu Thai	Buddhism	
	Phula	Vietnam	Peninsular Asia	13,000	1%	LR	Phula	Ethnic Religions	
	Phuong	Vietnam	Peninsular Asia	19,000	10%		Phuong	Ethnic Religions	
	Puoc, Xinh Mun	Vietnam	Peninsular Asia	30,000	0%	FR	Puoc	Ethnic Religions	
	Qabiao	Vietnam	Peninsular Asia	800	0.50%	LR	Qabiao	Ethnic Religions	
	Rengao	Vietnam	Peninsular Asia	20,000	25%		Rengao	Ethnic Religions	
	Roglai, Cacgia	Vietnam	Peninsular Asia	3,600	29%		Roglai, Cacgia	Ethnic Religions	
	Roglai, Northern	Vietnam	Peninsular Asia	81,000	28%		Roglai, Northern	Ethnic Religions	
	Roglai, Southern	Vietnam	Peninsular Asia	67,000	30%		Roglai, Southern	Ethnic Religions	Nung

Daily Prayer Guide for all People Groups & Unreached People Groups of Asia Pacific									Page 58
Pray Daily:	People Group Name:	Country Name:	Area-Region Name:	People Group Population:	%Percent Christian:	LR FR	Primary Language:	Primary Religion:	People Group Photos:
17 Aug.	Romam	Vietnam	Peninsular Asia	600	5%	LR	Romam	Ethnic Religions	
	San Diu	Vietnam	Peninsular Asia	185,000	0.50%	LR	Iu Mien	Ethnic Religions	
	Sedang	Vietnam	Peninsular Asia	126,000	15%		Sedang	Ethnic Religions	
	Sila	Vietnam	Peninsular Asia	900	1%	LR	Sila	Ethnic Religions	
	Stieng, Budeh	Vietnam	Peninsular Asia	38,000	70%		Stieng, Budeh	Christianity	
	Stieng, Bulo	Vietnam	Peninsular Asia	46,000	80%		Stieng, Bulo	Christianity	
	Ta'oih	Vietnam	Peninsular Asia	53,000	2%	LR	Ta'oih, Upper	Ethnic Religions	
	Tai Daeng	Vietnam	Peninsular Asia	169,000	1.50%	LR	Tai Daeng	Ethnic Religions	
	Tai Dam	Vietnam	Peninsular Asia	842,000	1.40%	LR	Tai Dam	Ethnic Religions	
	Tai Do	Vietnam	Peninsular Asia	400	0%	FR	Tai Yo	Ethnic Religions	
18 Aug.	Tai Don, White Tai	Vietnam	Peninsular Asia	337,000	1%	LR	Tai Don	Ethnic Religions	Tay
	Tai Lue	Vietnam	Peninsular Asia	6,200	0.50%	LR	Lu	Buddhism	
	Tai Nua, Chinese Shan	Vietnam	Peninsular Asia	109,000	0.20%	LR	Tai Nua	Buddhism	
	Tai Pao	Vietnam	Peninsular Asia	10,000	0%	FR	Tai Pao	Ethnic Religions	
	Tai Thanh	Vietnam	Peninsular Asia	24,000	1%	LR	Tai Thanh	Ethnic Religions	
	Takua	Vietnam	Peninsular Asia	6,600	25%		Takua	Ethnic Religions	
	Tamil, Hindu	Vietnam	Peninsular Asia	9,800	10%		Tamil	Hinduism	
	Tay	Vietnam	Peninsular Asia	1,861,000	1%	LR	Tay	Ethnic Religions	
	Tay Sa Pa	Vietnam	Peninsular Asia	400	0%	FR	Tay Sa Pa	Ethnic Religions	
	Tay Tac	Vietnam	Peninsular Asia	?	4%	LR	Tay Tac	Ethnic Religions	
19 Aug.	Tho	Vietnam	Peninsular Asia	92,000	0%	FR	Tho	Ethnic Religions	Tho
	Thu Lao	Vietnam	Peninsular Asia	200	0%	FR	Thu Lao	Ethnic Religions	
	Todrah	Vietnam	Peninsular Asia	6,600	26%		Todrah	Ethnic Religions	
	Trieng	Vietnam	Peninsular Asia	20,000	5%	LR	Trieng	Ethnic Religions	
	Tsun-Lao	Vietnam	Peninsular Asia	14,000	1%	LR	Ts'un-Lao	Ethnic Religions	
	Vietnamese	Vietnam	Peninsular Asia	81,378,000	9.40%		Vietnamese	Buddhism	
	Xo Dang	Vietnam	Peninsular Asia	27,000	25.00%		Kayang	Ethnic Religions	
	Zhuang, Yang	Vietnam	Peninsular Asia	?	0.20%	LR	Zhuang, Yang	Ethnic Religions	
	Zhuang, Yongnan	Vietnam	Peninsular Asia	13,000	0.20%	LR	Zhuang, Yongnan	Ethnic Religions	
	Zhuang, Zuojiang	Vietnam	Peninsular Asia	427,000	0.20%	LR	Zhuang, Zuojiang	Ethnic Religions	Vietnamese
20 Aug.	Bajau, West Coast	Brunei	Southeast Asia	12,000	0.02%	FR	Bajau, West Coast	Islam	
	Belait, Lakiput	Brunei	Southeast Asia	1,300	0.20%	LR	Belait	Islam	
	British	Brunei	Southeast Asia	7,400	70%		English	Christianity	
	Brunei Malay	Brunei	Southeast Asia	186,000	0.06%	FR	Brunei	Islam	
	Deaf	Brunei	Southeast Asia	2,200	11.40%		Language unknown	Islam	
	Dusun, Kadazan	Brunei	Southeast Asia	30,000	2.50%	LR	Brunei	Islam	
	Filipino, Tagalog	Brunei	Southeast Asia	34,000	80%		Tagalog	Christianity	
	Han Chinese, Cantonese	Brunei	Southeast Asia	7,700	15%		Chinese, Yue	Ethnic Religions	
	Han Chinese, Hakka	Brunei	Southeast Asia	6,400	15%		Chinese, Hakka	Buddhism	
	Han Chinese, Mandarin	Brunei	Southeast Asia	13,000	15%		Chinese, Mandarin	Buddhism	Bajau, West Coast

Pray Daily:	People Group Name:	Country Name:	Area-Region Name:	People Group Population:	%Percent Christian:	LR FR	Primary Language:	Primary Religion:	People Group Photos:
21 Aug.	Han Chinese, Min Bei	Brunei	Southeast Asia	9,700	0%	FR	Chinese, Min Bei	Ethnic Religions	
	Han Chinese, Min Dong	Brunei	Southeast Asia	8,500	8%		Chinese, Min Dong	Ethnic Religions	
	Han Chinese, Min Nan	Brunei	Southeast Asia	16,000	12%		Chinese, Min Nan	Ethnic Religions	
	Kayan, Busang	Brunei	Southeast Asia	2,100	9%		Kayan, Busang	Ethnic Religions	
	Korean	Brunei	Southeast Asia	700	35%		Korean	Christianity	
	Lundayeh, Lun Bawang	Brunei	Southeast Asia	600	55%		Lun Bawang	Christianity	
	Melanau	Brunei	Southeast Asia	500	4%	LR	Melanau, Central	Islam	
	Nepalese, Gurkha	Brunei	Southeast Asia	1,600	1%	LR	Nepali	Hinduism	
	Penan	Brunei	Southeast Asia	60	0%	FR	Penan, Eastern	Ethnic Religions	
	Sea Dayak, Iban	Brunei	Southeast Asia	21,000	18%		Iban	Ethnic Religions	Lundayeh, Lun Bawang
22 Aug.	Sinhalese	Brunei	Southeast Asia	1,200	8%		Sinhala	Buddhism	
	South Asian, general	Brunei	Southeast Asia	5,300	14%		Hindi	Hinduism	
	Tutong, Bisayan	Brunei	Southeast Asia	45,000	8.50%		Bisaya, Brunei	Islam	
	Tutung	Brunei	Southeast Asia	20,000	5%		Tutong	Islam	
	Abui, Barue	Indonesia	Southeast Asia	29,000	50%		Abui	Christianity	
	Abun, Karon Pantai	Indonesia	Southeast Asia	4,300	60%		Abun	Christianity	
	Acehnese	Indonesia	Southeast Asia	4,007,000	0.12%		Aceh	Islam	
	Adang	Indonesia	Southeast Asia	3,200	70%		Adang	Christianity	
	Adonara	Indonesia	Southeast Asia	116,000	70%		Adonara	Christianity	
	Aghu	Indonesia	Southeast Asia	4,900	70%		Aghu	Christianity	Acehnese
23 Aug.	Aikwakai, Sikaritai	Indonesia	Southeast Asia	1,200	55%		Sikaritai	Christianity	
	Airoran, Adora	Indonesia	Southeast Asia	1,500	65%		Airoran	Christianity	
	Aiso, Kais	Indonesia	Southeast Asia	1,000	68%		Kais	Christianity	
	Aji	Indonesia	Southeast Asia	17,000	0%	LR	Haji	Islam	
	Alas	Indonesia	Southeast Asia	92,000	0.01%	FR	Batak Alas-Kluet	Islam	
	Allu	Indonesia	Southeast Asia	17,000	0.00%	FR	Mandar	Islam	
	Alorese	Indonesia	Southeast Asia	42,000	14%		Alor	Islam	
	Alune, Sapalewa	Indonesia	Southeast Asia	23,000	80%		Alune	Christianity	
	Amahei	Indonesia	Southeast Asia	80	35%		Amahai	Islam	Alas
	Amarasi	Indonesia	Southeast Asia	80,000	90%		Amarasi	Christianity	
24 Aug.	Ambai	Indonesia	Southeast Asia	13,000	70%		Ambai	Islam	
	Ambelau	Indonesia	Southeast Asia	8,900	6.00%		Ambelau	Islam	
	Amber, Waigeo	Indonesia	Southeast Asia	1,000	91%		Ambel	Christianity	
	Amberbaken, Dekwambre	Indonesia	Southeast Asia	10,000	70%		Mpur	Christianity	
	Ambonese	Indonesia	Southeast Asia	329,000	70%		Malay, Ambonese	Christianity	
	Americans, U.S.	Indonesia	Southeast Asia	20,000	85%		English	Christianity	
	Ampanang	Indonesia	Southeast Asia	40,000	0%	FR	Ampanang	Ethnic Religions	
	Anakalangu	Indonesia	Southeast Asia	17,000	55%		Anakalangu	Christianity	
	Andio, Masama	Indonesia	Southeast Asia	2,700	0%	FR	Andio	Islam	Ambonese

Pray Daily:	People Group Name:	Country Name:	Area-Region Name:	People Group Population:	%Percent Christian:	LR FR	Primary Language:	Primary Religion:
25 Aug.	Aneuk Jamee	Indonesia	Southeast Asia	75,000	0.10%	FR	Minangkabau	Islam
	Ansus	Indonesia	Southeast Asia	7,600	90%		Ansus	Christianity
	Anus	Indonesia	Southeast Asia	400	0%	FR	Anus	Ethnic Religions
	Arab, general	Indonesia	Southeast Asia	283,000	4%	LR	Arabic,N.Levantine	Islam
	Aralle	Indonesia	Southeast Asia	6,200	0%	LR	Aralle-Tabulahan	Christianity
	Arandai, Jaban	Indonesia	Southeast Asia	1,600	65%		Arandai	Christianity
	Arguni	Indonesia	Southeast Asia	200	15%		Arguni	Ethnic Religions
	As	Indonesia	Southeast Asia	400	44%		As	Ethnic Religions
	Asienara, Buruwai	Indonesia	Southeast Asia	1,300	65%		Buruwai	Christianity
	Asilulu	Indonesia	Southeast Asia	14,000	5%	LR	Asilulu	Islam
26 Aug.	Asmat, Casuarina Coast	Indonesia	Southeast Asia	14,000	60%		Asmat,CasuarinaCoast	Christianity
	Asmat, Central	Indonesia	Southeast Asia	16,000	80%		Asmat, Central	Christianity
	Asmat, Northern	Indonesia	Southeast Asia	1,500	80%		Asmat, North	Christianity
	Asmat, Yaosakor	Indonesia	Southeast Asia	3,000	68%		Asmat, Yaosakor	Christianity
	Auye	Indonesia	Southeast Asia	500	60%		Auye	Christianity
	Awbono	Indonesia	Southeast Asia	500	70%		Awbono	Christianity
	Awera	Indonesia	Southeast Asia	200	55%		Awera	Christianity
	Awyi	Indonesia	Southeast Asia	500	70%		Awyi	Christianity
	Awyu, Jair	Indonesia	Southeast Asia	3,000	72%		Awyu, Jair	Christianity
	Awyu, Nohon	Indonesia	Southeast Asia	9,800	65%		Awyu, Central	Christianity
27 Aug.	Awyu, South	Indonesia	Southeast Asia	12,000	70%		Awyu, South	Christianity
	Ayamaru, Brat	Indonesia	Southeast Asia	33,000	4%	LR	Mai Brat	Ethnic Religions
	Babar, North	Indonesia	Southeast Asia	1,200	70%		Babar, North	Christianity
	Babar, Southeast	Indonesia	Southeast Asia	5,600	70%		Babar, Southeast	Christianity
	Baburiwa	Indonesia	Southeast Asia	700	72%		Eritai	Christianity
	Baduy	Indonesia	Southeast Asia	27,000	0%	FR	Badui	Ethnic Religions
	Bagusa	Indonesia	Southeast Asia	500	12%		Bagusa	Ethnic Religions
	Baham, Patimuni	Indonesia	Southeast Asia	1,800	65%		Baham	Christianity
	Bahau	Indonesia	Southeast Asia	24,000	10%		Bahau	Ethnic Religions
	Bahonsuai	Indonesia	Southeast Asia	300	1%	LR	Bahonsuai	Islam
28 Aug.	Bajau	Indonesia	Southeast Asia	349,000	0.03%	FR	Bajau, Indonesian	Islam
	Bakumpai	Indonesia	Southeast Asia	167,000	2%	LR	Bakumpai	Islam
	Balaesan	Indonesia	Southeast Asia	6,900	0%	FR	Balaesang	Islam
	Balantak	Indonesia	Southeast Asia	38,000	20%		Balantak	Ethnic Religions
	Baliaga, Highland Bali	Indonesia	Southeast Asia	62,000	0.15%	LR	Bali	Hinduism
	Balinese	Indonesia	Southeast Asia	4,182,000	1.26%	LR	Bali	Hinduism
	Bambam, Pitu Ulunna Salu	Indonesia	Southeast Asia	36,000	75%		Bambam	Christianity
	Banda, Eli-Elat	Indonesia	Southeast Asia	4,900	0.50%	LR	Banda	Islam
	Banggai	Indonesia	Southeast Asia	176,000	40%		Banggai	Islam

People Group Photos:

Arab, general

Babar, Southeast

Balinese

Bambam, Pitu Ulunna

Pray Daily:	People Group Name:	Country Name:	Area-Region Name:	People Group Population:	%Percent Christian:	LR FR	Primary Language:	Primary Religion:	People Group Photos:
29 Aug.	Bangka	Indonesia	Southeast Asia	445,000	0.50%	LR	Malay	Islam	
	Banjar	Indonesia	Southeast Asia	4,397,000	0.01%	FR	Banjar	Islam	
	Banten	Indonesia	Southeast Asia	3,227,000	0.08%	FR	Sunda	Islam	
	Bantik	Indonesia	Southeast Asia	10,000	80%		Bantik	Christianity	
	Bapu	Indonesia	Southeast Asia	2,900	65%		Anasi	Christianity	
	Barakai, Workai	Indonesia	Southeast Asia	5,100	12%		Barakai	Islam	
	Barapasi	Indonesia	Southeast Asia	3,600	30%		Barapasi	Ethnic Religions	
	Baras	Indonesia	Southeast Asia	400	0%	FR	Baras	Islam	
	Basap	Indonesia	Southeast Asia	18,000	35%		Basap	Ethnic Religions	
	Baso	Indonesia	Southeast Asia	400	60%		Abinomn	Christianity	Banjar
30 Aug.	Batak Angkola	Indonesia	Southeast Asia	1,232,000	10%		Batak Angkola	Islam	
	Batak Dairi	Indonesia	Southeast Asia	2,040,000	79%		Batak Dairi	Christianity	
	Batak Karo	Indonesia	Southeast Asia	986,000	70%		Batak Karo	Christianity	
	Batak Pakpak	Indonesia	Southeast Asia	57,000	70%		Batak Dairi	Christianity	
	Batak Simalungun	Indonesia	Southeast Asia	1,635,000	65%		Batak Simalungun	Christianity	
	Batak, Silindung	Indonesia	Southeast Asia	566,000	97%		Batak Toba	Christianity	
	Batak, Toba	Indonesia	Southeast Asia	2,476,000	97%		Batak Toba	Christianity	
	Bati	Indonesia	Southeast Asia	5,500	0%	FR	Bati	Islam	
	Batu, Nias	Indonesia	Southeast Asia	30,000	65%		Nias	Christianity	
	Batui	Indonesia	Southeast Asia	3,600	0%	FR	Batui	Islam	Batak, Toba
31 Aug.	Bauzi	Indonesia	Southeast Asia	2,300	60%		Bauzi	Christianity	
	Bawean	Indonesia	Southeast Asia	105,000	0.50%	LR	Madura	Islam	
	Bayono	Indonesia	Southeast Asia	300	0%	LR	Bayono	Ethnic Religions	
	Bedoanas	Indonesia	Southeast Asia	300	60%		Bedoanas	Christianity	
	Beginci	Indonesia	Southeast Asia	7,700	35%		Beginci	Ethnic Religions	
	Behoa, Bada	Indonesia	Southeast Asia	12,000	60%		Behoa	Christianity	
	Beketan	Indonesia	Southeast Asia	700	60%		Bukitan	Christianity	
	Belagar, Tereweng	Indonesia	Southeast Asia	20,000	80%		Blagar	Ethnic Religions	
	Belide	Indonesia	Southeast Asia	87,000	0%	FR	Musi	Islam	
	Belitung	Indonesia	Southeast Asia	115,000	0.05%	FR	Malay	Islam	Batu, Nias
1 Sep.	Bengkulu	Indonesia	Southeast Asia	69,000	0%	FR	Malay, Central	Islam	
	Bengoi, Isal	Indonesia	Southeast Asia	600	14%		Benggoi	Ethnic Religions	
	Bentong	Indonesia	Southeast Asia	26,000	3%	LR	Bentong	Islam	
	Berau	Indonesia	Southeast Asia	23,000	0%	FR	Malay, Berau	Islam	
	Berik	Indonesia	Southeast Asia	1,700	65%		Berik	Christianity	
	Besemah	Indonesia	Southeast Asia	739,000	1.50%	LR	Malay, Central	Islam	
	Betaf	Indonesia	Southeast Asia	700	72%		Betaf	Christianity	
	Betawi	Indonesia	Southeast Asia	5,725,000	2%	LR	Betawi	Islam	
	Biak, Numfor	Indonesia	Southeast Asia	40,000	90%		Biak	Christianity	Beketan

Pray Daily:	People Group Name:	Country Name:	Area-Region Name:	People Group Population:	%Percent Christian:	LR FR	Primary Language:	Primary Religion:	People Group Photos:
2 Sep.	Biga	Indonesia	Southeast Asia	300	70%		Biga	Christianity	
	Biksi	Indonesia	Southeast Asia	400	73%		Yetfa	Christianity	
	Bilba	Indonesia	Southeast Asia	9,200	85%		Bilba	Christianity	
	Bintauna	Indonesia	Southeast Asia	15,000	0.20%	LR	Bintauna	Islam	
	Biritai	Indonesia	Southeast Asia	400	64%		Biritai	Christianity	
	Boano	Indonesia	Southeast Asia	5,800	30%		Boano	Islam	
	Bobongko	Indonesia	Southeast Asia	2,000	0%	FR	Bobongko	Islam	
	Bobot, Atiahu	Indonesia	Southeast Asia	8,300	34%		Bobot	Islam	Biritai
	Bolango	Indonesia	Southeast Asia	31,000	2.80%	LR	Gorontalo	Islam	
	Bolano	Indonesia	Southeast Asia	3,600	0.09%	FR	Boano	Islam	
3 Sep.	Bolongan	Indonesia	Southeast Asia	40,000	75%		Bolongan	Christianity	
	Bonai	Indonesia	Southeast Asia	16,000	0%	FR	Malay, Jambi	Islam	
	Bonefa, Nisa	Indonesia	Southeast Asia	800	70%		Nisa	Christianity	
	Bonerate	Indonesia	Southeast Asia	15,000	0.00%	FR	Bonerate	Islam	
	Bonerif	Indonesia	Southeast Asia	200	63%		Beneraf	Christianity	
	Bonfia, Masiwang	Indonesia	Southeast Asia	1,600	90%		Masiwang	Christianity	Bugis
	Bonggo, Armopa	Indonesia	Southeast Asia	1000	90%		Bonggo	Christianity	
	British	Indonesia	Southeast Asia	14,000	70%		English	Christianity	
	Budong-Budong, Tangkou	Indonesia	Southeast Asia	600	2%	LR	Budong-Budong	Islam	
	Bugis	Indonesia	Southeast Asia	5,725,000	0.55%	LR	Bugis	Islam	
4 Sep.	Bukar Sadong,Tebakang	Indonesia	Southeast Asia	11,000	15%		Bidayuh,Bukar-Sadong	Ethnic Religions	
	Bukat	Indonesia	Southeast Asia	800	4%	LR	Bukat	Ethnic Religions	
	Bulango, Bulanga-Uki	Indonesia	Southeast Asia	24,000	4%	LR	Bolango	Islam	Bunak, Mare
	Buli	Indonesia	Southeast Asia	3,400	34%		Buli	Islam	
	Bunak, Mare	Indonesia	Southeast Asia	24,000	5%	LR	Bunak	Ethnic Religions	
	Bungku	Indonesia	Southeast Asia	40,000	0%	FR	Bungku	Islam	
	Buol	Indonesia	Southeast Asia	114,000	0.01%	FR	Buol	Islam	
	Burate	Indonesia	Southeast Asia	200	10%		Burate	Ethnic Religions	
	Buru, Boeroe	Indonesia	Southeast Asia	52,000	12%		Buru	Ethnic Religions	
	Burusu	Indonesia	Southeast Asia	5,400	30%		Burusu	Ethnic Religions	Buru, Boeroe
5 Sep.	Busami	Indonesia	Southeast Asia	1,000	14%		Busami	Ethnic Religions	
	Busoa	Indonesia	Southeast Asia	3,100	4%	LR	Busoa	Islam	
	Campalagian	Indonesia	Southeast Asia	76,000	1%	LR	Campalagian	Islam	
	Cia-Cia, S. Butonese	Indonesia	Southeast Asia	91,000	2%	LR	Cia-Cia	Islam	
	Citak Asmat	Indonesia	Southeast Asia	14,000	60%		Citak	Christianity	
	Citak, Tamnin	Indonesia	Southeast Asia	400	68%		Citak, Tamnim	Christianity	
	Cumbalacu	Indonesia	Southeast Asia	2,100	0%	FR	Bungku	Islam	
	Dabe	Indonesia	Southeast Asia	600	68%		Dabe	Christianity	
	Dai	Indonesia	Southeast Asia	1,000	70%		Dai	Christianity	Burusu

Pray Daily:	People Group Name:	Country Name:	Area-Region Name:	People Group Population:	%Percent Christian:	LR FR	Primary Language:	Primary Religion:	People Group Photos:
6 Sep.	Dakka	Indonesia	Southeast Asia	11,000	8%		Dakka	Islam	
	Damal, Amung	Indonesia	Southeast Asia	19,000	98%		Damal	Christianity	
	Damar, East	Indonesia	Southeast Asia	4,300	60%		Damar, East	Christianity	
	Damar, West	Indonesia	Southeast Asia	1,400	60%		Damar, West	Christianity	
	Dampelas	Indonesia	Southeast Asia	12,000	0.01%	FR	Dampelas	Islam	
	Dani, LowerGrandValley	Indonesia	Southeast Asia	19,000	85%		Dani,LowerGrandValley	Christianity	
	Dani, Mid Grand Valley	Indonesia	Southeast Asia	77,000	85%		Dani,MidGrandValley	Christianity	
	Dani, UpperGrandValley	Indonesia	Southeast Asia	28,000	80%		Dani,UpperGrandValley	Christianity	
	Dani, Western	Indonesia	Southeast Asia	266,000	90%		Dani, Western	Christianity	
	Dao	Indonesia	Southeast Asia	400	70%		Dao	Christianity	Dani,UpperGrandValley
7 Sep.	Davelor	Indonesia	Southeast Asia	1,500	66%		Dawera-Daweloor	Christianity	
	Daya	Indonesia	Southeast Asia	94,000	0.02%	FR	Lampung Api	Islam	
	Dayak Pasir	Indonesia	Southeast Asia	62,000	3.00%	LR	Lawangan	Islam	
	Dayak Tidung	Indonesia	Southeast Asia	52,000	7.00%		Tidung, Southern	Ethnic Religions	
	Dayak, Dohoi Ot Danum	Indonesia	Southeast Asia	94,000	14%		Ot Danum	Ethnic Religions	
	Dayak, Kaninjal	Indonesia	Southeast Asia	40,000	44%		Keninjal	Ethnic Religions	
	Dayak, Kendayan	Indonesia	Southeast Asia	385,000	45%		Kendayan	Ethnic Religions	
	Dayak, Lawangan	Indonesia	Southeast Asia	133,000	5%	LR	Lawangan	Islam	
	Dayak, Maanyak	Indonesia	Southeast Asia	193,000	25%		Ma'anyan	Ethnic Religions	
	Dayak, Malayic	Indonesia	Southeast Asia	712,000	20%		Malayic Dayak	Islam	
8 Sep.	Dayak, Ngaju	Indonesia	Southeast Asia	1,165,000	80%		Ngaju	Christianity	Dayak, Kendayan
	Dayak, Taman	Indonesia	Southeast Asia	36,000	10%		Taman	Ethnic Religions	
	Dayak, Tawoyan	Indonesia	Southeast Asia	37,000	15%		Tawoyan	Ethnic Religions	
	Dayak, Tunjung	Indonesia	Southeast Asia	59,000	20%		Tunjung	Ethnic Religions	
	Deaf	Indonesia	Southeast Asia	2,073,000	18%		IndonesianSignLang.	Islam	
	Dela-Oenale	Indonesia	Southeast Asia	9,100	55%		Dela-Oenale	Christianity	
	Dem	Indonesia	Southeast Asia	1,700	65%		Dem	Christianity	
	Demisa	Indonesia	Southeast Asia	700	65%		Demisa	Christianity	
	Demta	Indonesia	Southeast Asia	1,800	65%		Sowari	Christianity	
	Dengka	Indonesia	Southeast Asia	26,000	80%		Dengka	Christianity	
9 Sep.	Diuwe	Indonesia	Southeast Asia	100	0%	FR	Diuwe	Islam	Dayak, Malayic
	Dobel, Kobroor	Indonesia	Southeast Asia	6,500	75%		Dobel	Christianity	
	Dondo	Indonesia	Southeast Asia	15,000	0%	FR	Dondo	Islam	
	Dou, Edopi	Indonesia	Southeast Asia	1,700	65%		Edopi	Christianity	
	Duano	Indonesia	Southeast Asia	20,000	2%	FR	Duano	Islam	
	Dubu	Indonesia	Southeast Asia	300	67%		Tebi	Christianity	
	Duri	Indonesia	Southeast Asia	146,000	2%	LR	Duri	Islam	
	Duriankere	Indonesia	Southeast Asia	200	70%		Duriankere	Christianity	
	Dusan, Kwijau	Indonesia	Southeast Asia	11,000	20%		Kuijau	Ethnic Religions	Deaf

Pray Daily:	People Group Name:	Country Name:	Area-Region Name:	People Group Population:	%Percent Christian:	LR FR	Primary Language:	Primary Religion:	People Group Photos:
10 Sep.	Dusun Deyah	Indonesia	Southeast Asia	37,000	30%		Dusun Deyah	Ethnic Religions	
	Dusun Malang	Indonesia	Southeast Asia	5,600	35%		Dusun Malang	Ethnic Religions	
	Dusun Witu	Indonesia	Southeast Asia	6,400	22%		Dusun Witu	Ethnic Religions	
	Dutch	Indonesia	Southeast Asia	17,000	44%		Dutch	Non-Religious	
	Duvele	Indonesia	Southeast Asia	1,200	65%		Duvle	Christianity	
	Eipomek	Indonesia	Southeast Asia	4,900	65%		Lik	Christianity	
	Ekagi	Indonesia	Southeast Asia	170,000	95%		Ekari	Christianity	
	Embaloh	Indonesia	Southeast Asia	15,000	10%		Embaloh	Ethnic Religions	
	Emplawas	Indonesia	Southeast Asia	300	55%		Malay, Ambonese	Christianity	
	Emumu	Indonesia	Southeast Asia	2,600	73%		Emem	Christianity	Dusan Deyah
11 Sep.	Ende	Indonesia	Southeast Asia	129,000	60%		Ende	Christianity	
	Engganese	Indonesia	Southeast Asia	2,000	75%		Enggano	Christianity	
	Enim	Indonesia	Southeast Asia	139,000	1%	LR	Malay, Central	Islam	
	Enrekang	Indonesia	Southeast Asia	81,000	0%	FR	Enrekang	Islam	
	Erokwanas	Indonesia	Southeast Asia	300	10%		Erokwanas	Ethnic Religions	
	Fayu	Indonesia	Southeast Asia	1,600	65%		Fayu	Christianity	
	Filipino, Tagalog	Indonesia	Southeast Asia	85,000	99%		Tagalog	Christianity	
	Fordat	Indonesia	Southeast Asia	68,000	15%		Fordata	Islam	
	French	Indonesia	Southeast Asia	5,700	80%		French	Christianity	Ende
	Fuau	Indonesia	Southeast Asia	400	65%		Foau	Christianity	
12 Sep.	Galela	Indonesia	Southeast Asia	121,000	40%		Galela	Ethnic Religions	
	Galoli	Indonesia	Southeast Asia	15,000	14%		Galolen	Ethnic Religions	
	Gamkonora	Indonesia	Southeast Asia	2,400	10%		Gamkonora	Islam	
	Gane	Indonesia	Southeast Asia	5,200	0%	FR	Gane	Islam	
	Gayo	Indonesia	Southeast Asia	343,000	0.03%	FR	Gayo	Islam	
	Gebe, Umera	Indonesia	Southeast Asia	3,600	5%		Gebe	Islam	
	Gerai	Indonesia	Southeast Asia	2,000	25%		Gerai	Ethnic Religions	
	German	Indonesia	Southeast Asia	5,600	80%		German	Christianity	
	Geser-Gorom	Indonesia	Southeast Asia	37,000	6%		Geser-Gorom	Islam	Filipino, Tagalog
	Gilika	Indonesia	Southeast Asia	1,200	60%		Yale, Kosarek	Christianity	
13 Sep.	Goliath, Oranje-Gebergte	Indonesia	Southeast Asia	6,100	68%		Una	Christianity	
	Gorap	Indonesia	Southeast Asia	1,500	1%	LR	Gorap	Ethnic Religions	
	Gorontalo	Indonesia	Southeast Asia	1,167,000	1.80%	LR	Gorontalo	Islam	
	Gresi	Indonesia	Southeast Asia	4,100	20%		Gresi	Ethnic Religions	
	Hahutan, Iliun	Indonesia	Southeast Asia	2,200	15%		Iliuun	Ethnic Religions	
	Hamap	Indonesia	Southeast Asia	1,700	80%		Hamap	Christianity	
	Han Chinese, Cantonese	Indonesia	Southeast Asia	217,000	9%		Chinese, Yue	Non-Religious	
	Han Chinese, Hakka	Indonesia	Southeast Asia	772,000	29%		Chinese, Hakka	Buddhism	
	Han Chinese, Mandarin	Indonesia	Southeast Asia	1,304,000	35%		Chinese, Mandarin	Non-Religious	Han Chin. Mandarin

Pray Daily:	People Group Name:	Country Name:	Area-Region Name:	People Group Population:	%Percent Christian:	LR FR	Primary Language:	Primary Religion:	People Group Photos:
14 Sep.	Han Chinese, Min Dong	Indonesia	Southeast Asia	24,000	9%		Chinese, Min Dong	Non-Religious	
	Han Chinese, Min Nan	Indonesia	Southeast Asia	1,034,000	35%		Chinese, Min Nan	Ethnic Religions	
	Haruku	Indonesia	Southeast Asia	28,000	4%	LR	Haruku	Islam	
	Hatam, Tinam	Indonesia	Southeast Asia	23,000	65%		Hatam	Christianity	
	Helong	Indonesia	Southeast Asia	19,000	55%		Helong	Christianity	
	Hindi, Indian	Indonesia	Southeast Asia	93,000	0.50%	LR	Hindi	Hinduism	
	Hitu	Indonesia	Southeast Asia	18,000	5%	LR	Hitu	Islam	
	Huaulu	Indonesia	Southeast Asia	500	4%	LR	Huaulu	Ethnic Religions	
	Hupla	Indonesia	Southeast Asia	5,400	68%		Hupla	Christianity	
	Ibu	Indonesia	Southeast Asia	200	30%		Ibu	Ethnic Religions	
15 Sep.	Iha, Kapaur	Indonesia	Southeast Asia	9,000	70%		Iha	Christianity	Indonesian
	Ile Ape	Indonesia	Southeast Asia	18,000	5%	LR	Ile Ape	Islam	
	Imroing	Indonesia	Southeast Asia	700	60%		Imroing	Christianity	
	Inanwatan, Suabo	Indonesia	Southeast Asia	2,600	72%		Suabo	Christianity	
	Indonesian	Indonesia	Southeast Asia	8,327,000	17%		Indonesian	Islam	
	Irahutu	Indonesia	Southeast Asia	6,600	58%		Irarutu	Christianity	
	Iresim	Indonesia	Southeast Asia	80	20%		Yeresiam	Ethnic Religions	
	Iria	Indonesia	Southeast Asia	2,300	70%		Kamberau	Christianity	
	Isirawa, Saberi	Indonesia	Southeast Asia	2,500	70%		Isirawa	Christianity	
	Itik, Borto	Indonesia	Southeast Asia	300	65%		Itik	Christianity	Java Banyumasan
16 Sep.	Jahalatan	Indonesia	Southeast Asia	1,900	9%		Yalahatan	Ethnic Religions	
	Jambi	Indonesia	Southeast Asia	1,041,000	0.06%	FR	Malay, Jambi	Islam	
	Japanese	Indonesia	Southeast Asia	14,000	2.30%	LR	Japanese	Buddhism	
	Java Banten	Indonesia	Southeast Asia	323,000	1.90%	LR	Javanese	Islam	
	Java Banyumasan	Indonesia	Southeast Asia	9,235,000	2.50%	LR	Javanese	Islam	
	Java Mancanegari	Indonesia	Southeast Asia	21,002,000	19%		Javanese	Islam	
	Java Negarigung	Indonesia	Southeast Asia	24,508,000	20%		Javanese	Islam	
	Java Pesisir Kulon	Indonesia	Southeast Asia	5,204,000	2%	LR	Javanese	Islam	
	Java Pesisir Lor	Indonesia	Southeast Asia	37,573,000	2.80%	LR	Javanese	Islam	
	Java Serang	Indonesia	Southeast Asia	577,000	12%		Javanese	Islam	Java Pesisir Kulon
17 Sep.	Javanese	Indonesia	Southeast Asia	17,539,000	19%		Javanese	Islam	
	Jew, Indonesian	Indonesia	Southeast Asia	200	0%	FR	Indonesian	Ethnic Religions	
	Jofotek-Bromnya	Indonesia	Southeast Asia	200	10%		Jofotek-Bromnya	Ethnic Religions	
	Kabola, Pintumbang	Indonesia	Southeast Asia	5,500	60%		Kabola	Christianity	
	Kaburi	Indonesia	Southeast Asia	1,000	70%		Kaburi	Christianity	
	Kadai	Indonesia	Southeast Asia	700	8%		Kadai	Ethnic Religions	
	Kaera	Indonesia	Southeast Asia	5,800	40%		Kaera	Ethnic Religions	
	Kafoa	Indonesia	Southeast Asia	1,800	45%		Kafoa	Christianity	
	Kaibubu	Indonesia	Southeast Asia	900	80%		Kaibobo	Christianity	Javanese

Pray Daily:	People Group Name:	Country Name:	Area-Region Name:	People Group Population:	%Percent Christian:	LR FR	Primary Language:	Primary Religion:	People Group Photos:
18 Sep.	Kaidipang	Indonesia	Southeast Asia	11,000	7%		Kaidipang	Islam	
	Kaili Ledo	Indonesia	Southeast Asia	396,000	2%	LR	Kaili, Ledo	Islam	
	Kaili Unde	Indonesia	Southeast Asia	32,000	0%	FR	Kaili, Unde	Islam	
	Kaili Unde, Daa	Indonesia	Southeast Asia	67,000	10%		Kaili, Da'a	Islam	
	Kaimbulawa	Indonesia	Southeast Asia	2,800	0.52%	LR	Kaimbulawa	Islam	
	Kaiwai, Adi	Indonesia	Southeast Asia	1,100	30%		Kowiai	Islam	
	Kalabra	Indonesia	Southeast Asia	4,400	68%		Kalabra	Christianity	
	Kalao	Indonesia	Southeast Asia	800	0%	FR	Kalao	Islam	Kaugat, Atohwaim
	Kalumpang, Makki	Indonesia	Southeast Asia	23,000	70%		Kalumpang	Christianity	
	Kamarian	Indonesia	Southeast Asia	6,400	15%		Indonesian	Ethnic Religions	
19 Sep.	Kamaru	Indonesia	Southeast Asia	4,500	4%	LR	Kamaru	Islam	
	Kamberataro, Dera	Indonesia	Southeast Asia	1,600	65%		Dera	Christianity	
	Kamoro	Indonesia	Southeast Asia	13,000	65%		Kamoro	Christianity	
	Kangean	Indonesia	Southeast Asia	125,000	0%	FR	Kangean	Islam	
	Kanum, Enkelembu	Indonesia	Southeast Asia	200	65%		Kanum,Ngkalmpw	Christianity	Indonesian, gen.
	Kanum, Smarky	Indonesia	Southeast Asia	100	60%		Kanum, Smarky	Christianity	
	Kanum, Sota	Indonesia	Southeast Asia	100	70%		Kanum, Sota	Christianity	
	Kapauri	Indonesia	Southeast Asia	200	60%		Kapauri	Christianity	
	Kaptiau	Indonesia	Southeast Asia	300	80%		Kaptiau	Christianity	
	Karas	Indonesia	Southeast Asia	400	60%		Karas	Christianity	
20 Sep.	Karey	Indonesia	Southeast Asia	700	55%		Karey	Christianity	
	Karon Dori, Meon	Indonesia	Southeast Asia	8,200	65%		Karon Dori	Christianity	
	Kau	Indonesia	Southeast Asia	600	15%		Kao	Islam	Indonesian, gen.
	Kaugat, Atohwaim	Indonesia	Southeast Asia	1,600	65%		Atohwaim	Christianity	
	Kaur	Indonesia	Southeast Asia	46,000	0%	FR	Kaur	Islam	
	Kaure	Indonesia	Southeast Asia	600	65%		Kaure	Christianity	
	Kauwerawec	Indonesia	Southeast Asia	700	40%		Kauwera	Ethnic Religions	
	Kawe	Indonesia	Southeast Asia	800	18%		Kawe	Ethnic Religions	
	Kayagar	Indonesia	Southeast Asia	15,000	20%		Kayagar	Ethnic Religions	
21 Sep.	Kayan, Busang	Indonesia	Southeast Asia	5,500	12%		Kayan, Busang	Ethnic Religions	
	Kayan, Kayan River	Indonesia	Southeast Asia	3,700	2%	LR	Kayan, KayanRiver	Ethnic Religions	Indonesian, gen.
	Kayan, Mahakam	Indonesia	Southeast Asia	2,200	5%	LR	Kayan Mahakam	Ethnic Religions	
	Kayan, Mendalam	Indonesia	Southeast Asia	2,700	4%	LR	Kayan, Mendalam	Ethnic Religions	
	Kayan, Wahau	Indonesia	Southeast Asia	900	5%		Kayan, Wahau	Ethnic Religions	
	Kayu Agung	Indonesia	Southeast Asia	23,000	0.10%	FR	Komering	Islam	
	Kayupulau	Indonesia	Southeast Asia	800	90%		Kayupulau	Christianity	
	Kedang	Indonesia	Southeast Asia	36,000	48%		Kedang	Christianity	
	Keder	Indonesia	Southeast Asia	500	70%		Keijar	Christianity	Kayagar

Pray Daily:	People Group Name:	Country Name:	Area-Region Name:	People Group Population:	%Percent Christian:	LR FR	Primary Language:	Primary Religion:	People Group Photos:
22 Sep.	Kehu	Indonesia	Southeast Asia	200	0%	FR	Kehu	Islam	
	Kei, Tanimbarese	Indonesia	Southeast Asia	117,000	49%		Kei	Christianity	
	Kelabit	Indonesia	Southeast Asia	800	60%		Kelabit	Christianity	
	Kelong, Panggar	Indonesia	Southeast Asia	5,900	55%		Klon	Christianity	
	Kemak	Indonesia	Southeast Asia	12,000	90%		Kemak	Christianity	
	Kemberano	Indonesia	Southeast Asia	2,500	65%		Kemberano	Christianity	
	Kemtuik	Indonesia	Southeast Asia	4,100	15%		Kemtuik	Ethnic Religions	
	Kenyah, Kayan River	Indonesia	Southeast Asia	11,000	70%		Kenyah, Mainstream	Christianity	
	Kenyah, Kelinyau	Indonesia	Southeast Asia	2,000	65%		Kenyah, Mainstream	Christianity	
	Kenyah, Mahakam	Indonesia	Southeast Asia	13,000	70%		Kenyah, Mainstream	Christianity	Kenyah, Kelinyau
23 Sep.	Kenyah, Upper Baram	Indonesia	Southeast Asia	900	70%		Kenyah, Mainstream	Christianity	
	Kenyah, Wahau	Indonesia	Southeast Asia	10,000	70%		Kenyah, Wahau	Christianity	
	Kenyah, Western	Indonesia	Southeast Asia	1,800	55%		Uma' Lasan	Christianity	
	Keo	Indonesia	Southeast Asia	56,000	10%		Ke'o	Islam	
	Kepo'	Indonesia	Southeast Asia	7,000	10%		Kepo'	Islam	
	Kerinci	Indonesia	Southeast Asia	302,000	1.50%	LR	Kerinci	Islam	
	Ketum	Indonesia	Southeast Asia	1,200	30%		Ketum	Ethnic Religions	
	Kikim	Indonesia	Southeast Asia	92,000	0%	FR	Malay, Central	Islam	
	Kimaghima	Indonesia	Southeast Asia	4,900	65%		Kimaghima	Christianity	
	Kimyal, Korapun	Indonesia	Southeast Asia	4,100	70%		Korupun-Sela	Christianity	
24 Sep.	Kioko-Kambowa	Indonesia	Southeast Asia	8,300	0%	FR	Kioko	Islam	Indonesian, gen.
	Kirira	Indonesia	Southeast Asia	500	72%		Kirikiri	Christianity	
	Kluet	Indonesia	Southeast Asia	58,000	0%	FR	Batak Alas-Kluet	Islam	
	Koba	Indonesia	Southeast Asia	1,000	30%		Koba	Islam	
	Kodeoha	Indonesia	Southeast Asia	2,300	1%	LR	Kodeoha	Islam	
	Kodi	Indonesia	Southeast Asia	26,000	9%		Kodi	Ethnic Religions	
	Kofei	Indonesia	Southeast Asia	100	70%		Kofei	Christianity	
	Kohin	Indonesia	Southeast Asia	10,000	25%		Kohin	Ethnic Religions	
	Kokoda, Samalek	Indonesia	Southeast Asia	5,600	65%		Kokoda	Christianity	
25 Sep.	Kola	Indonesia	Southeast Asia	8,400	15%		Kola	Islam	Indonesian, gen.
	Kolana-Wersin, Alorese	Indonesia	Southeast Asia	5,100	60%		Wersing	Christianity	
	Kombai	Indonesia	Southeast Asia	6,100	60%		Kombai	Christianity	
	Komering	Indonesia	Southeast Asia	520,000	0.06%	FR	Komering	Islam	
	Komfana	Indonesia	Southeast Asia	500	8%		Kompane	Islam	
	Komodo	Indonesia	Southeast Asia	1,800	0%	FR	Komodo	Islam	
	Komyandaret	Indonesia	Southeast Asia	400	0%	FR	Komyandaret	Ethnic Religions	
	Konda	Indonesia	Southeast Asia	800	60%		Konda	Christianity	
	Koneraw	Indonesia	Southeast Asia	1,600	60%		Koneraw	Christianity	Komering

Pray Daily:	People Group Name:	Country Name:	Area-Region Name:	People Group Population:	%Percent Christian:	LR FR	Primary Language:	Primary Religion:	People Group Photos:
26 Sep.	Konjo, Coastal	Indonesia	Southeast Asia	231,000	1%	LR	Konjo, Coastal	Islam	
	Konjo, Highland	Indonesia	Southeast Asia	167,000	5%	LR	Konjo, Highland	Islam	
	Korapun-Sela	Indonesia	Southeast Asia	7,000	45%		Korupun-Sela	Ethnic Religions	
	Koroni	Indonesia	Southeast Asia	700	0%	FR	Koroni	Islam	
	Korowai	Indonesia	Southeast Asia	4,400	30%		Korowai	Ethnic Religions	
	Kosare, Kosadle	Indonesia	Southeast Asia	400	64%		Kosare	Christianity	
	Kota Bangun Kutai	Indonesia	Southeast Asia	147,000	1.50%	LR	Malay,KotaBangunKutai	Islam	
	Kotogut	Indonesia	Southeast Asia	900	64%		Tsaukambo	Christianity	
	Kui, Kui-Kramang	Indonesia	Southeast Asia	2,800	55%		Kui	Christianity	
	Kulawi, Moma	Indonesia	Southeast Asia	9,300	90%		Moma	Christianity	Korowai
27 Sep.	Kulisusu	Indonesia	Southeast Asia	25,000	0.05%	FR	Kulisusu	Islam	
	Kumberaha	Indonesia	Southeast Asia	4,300	0%	FR	Kumbewaha	Islam	
	Kupang	Indonesia	Southeast Asia	275,000	96%		Malay, Kupang	Christianity	
	Kupel, Ketengban	Indonesia	Southeast Asia	13,000	65%		Ketengban	Christianity	
	Kur	Indonesia	Southeast Asia	4,200	3%	LR	Kur	Islam	
	Kurima	Indonesia	Southeast Asia	8,400	25%		Dani,LowGrandValley	Ethnic Religions	
	Kurudu	Indonesia	Southeast Asia	3,200	92%		Kurudu	Christianity	
	Kutai	Indonesia	Southeast Asia	239,000	0.10%	FR	Malay,TenggarongKutai	Islam	Kurima
	Kwansu	Indonesia	Southeast Asia	400	68%		Mlap	Christianity	
	Kware	Indonesia	Southeast Asia	200	0%	FR	Kwer	Ethnic Religions	
28 Sep.	Kwerba, Airmati	Indonesia	Southeast Asia	3,500	15%		Kwerba	Ethnic Religions	
	Kwerisa, Taogwe	Indonesia	Southeast Asia	100	60%		Kaiy	Christianity	
	Kwesten	Indonesia	Southeast Asia	3,300	65%		Kwesten	Christianity	
	Kwinsu	Indonesia	Southeast Asia	600	0%	FR	Kwinsu	Ethnic Religions	
	Laha, Central Ambonese	Indonesia	Southeast Asia	6,400	55%		Laha	Christianity	
	Laiyola, Barang-Barang	Indonesia	Southeast Asia	1,000	1%	LR	Laiyolo	Islam	
	Lamaholot, Solorese	Indonesia	Southeast Asia	209,000	75%		Lamaholot	Christianity	
	Lamalera	Indonesia	Southeast Asia	4,700	5%	LR	Lamalera	Ethnic Religions	
	Lamatuka	Indonesia	Southeast Asia	4,700	60%		Lamatuka	Christianity	Kutai
29 Sep.	Lamboya	Indonesia	Southeast Asia	34,000	45%		Lamboya	Christianity	
	Lamma	Indonesia	Southeast Asia	16,000	8%		Pantar, Western	Ethnic Religions	
	Lampung Abung	Indonesia	Southeast Asia	208,000	0%	FR	Lampung Nyo	Islam	
	Lampung Pesisir	Indonesia	Southeast Asia	572,000	0.10%	FR	Lampung Api	Islam	
	Lampung Pubian	Indonesia	Southeast Asia	114,000	0%	FR	Lampung Api	Islam	
	Lampung Sungkai	Indonesia	Southeast Asia	104,000	0.50%	LR	Lampung Api	Islam	
	Lampung Way Kanan	Indonesia	Southeast Asia	46,000	0%	FR	Lampung Api	Islam	
	Land Dayak	Indonesia	Southeast Asia	2,800	10%		Lang. Unknown	Ethnic Religions	
	Land Dayak, Bekati	Indonesia	Southeast Asia	6,600	18%		Bakati'	Ethnic Religions	Lampung Pesisir



Pray Daily:	People Group Name:	Country Name:	Area-Region Name:	People Group Population:	%Percent Christian:	LR FR	Primary Language:	Primary Religion:	People Group Photos:
30 Sep.	Land Dayak, Benyadu	Indonesia	Southeast Asia	65,000	20%		Benyadu'	Ethnic Religions	
	Land Dayak, Biatah	Indonesia	Southeast Asia	11,000	12%		Bidayuh, Biatah	Ethnic Religions	
	Land Dayak, Djongkang	Indonesia	Southeast Asia	44,000	50%		Jangkang	Christianity	
	Land Dayak, Kembayan	Indonesia	Southeast Asia	14,000	40%		Kembayan	Ethnic Religions	
	Land Dayak, Lara	Indonesia	Southeast Asia	15,000	10%		Bakati', Rara	Ethnic Religions	
	Land Dayak, Ribun	Indonesia	Southeast Asia	85,000	50%		Ribun	Christianity	
	Larike-Wakasihu	Indonesia	Southeast Asia	13,000	25%		Larike-Wakasihu	Islam	
	Lasalimu	Indonesia	Southeast Asia	2,300	10%		Lasalimu	Islam	
	Latu	Indonesia	Southeast Asia	3,900	4%	LR	Latu	Islam	
	Laudje	Indonesia	Southeast Asia	59,000	20%		Lauje	Islam	
	Laura	Indonesia	Southeast Asia	14,000	10%		Laura	Ethnic Religions	
	Leboni, Rampi	Indonesia	Southeast Asia	12,000	85%		Rampi	Christianity	
	Legenyem	Indonesia	Southeast Asia	300	15%		Legenyem	Islam	
1 Oct.	Lematang	Indonesia	Southeast Asia	317,000	0.30%	LR	Musi	Islam	
	Lembak	Indonesia	Southeast Asia	240,000	0.01%	FR	Col	Islam	
	Lembata, South	Indonesia	Southeast Asia	8,300	12.00%		Lembata, South	Ethnic Religions	
	Lembata, West	Indonesia	Southeast Asia	9,500	5%	LR	Lembata, West	Ethnic Religions	
	Lemolang	Indonesia	Southeast Asia	2,900	5%	LR	Lemolang	Islam	
	Lepki	Indonesia	Southeast Asia	800	70%		Lepki	Christianity	
	Leti	Indonesia	Southeast Asia	11,000	70%		Leti	Christianity	
	Levuka	Indonesia	Southeast Asia	4,700	60%		Levuka	Christianity	
	Lewo Eleng	Indonesia	Southeast Asia	4,700	60%		Lewo Eleng	Christianity	
	Lewotobi	Indonesia	Southeast Asia	6,300	5%	LR	Lewotobi	Ethnic Religions	
	Li'o, Lionese	Indonesia	Southeast Asia	123,000	80%		Li'o	Christianity	
	Liabuku	Indonesia	Southeast Asia	200	0%	FR	Liabuku	Islam	
	Liana	Indonesia	Southeast Asia	4,700	70%		Liana-Seti	Christianity	
2 Oct.	Liki	Indonesia	Southeast Asia	300	80%		Liki	Ethnic Religions	
	Lindu	Indonesia	Southeast Asia	3,100	55%		Tado	Christianity	
	Lintang	Indonesia	Southeast Asia	219,000	0.50%	LR	Malay, Central	Islam	
	Lisabata-Nuniali	Indonesia	Southeast Asia	3,300	35%		Lisabata-Nuniali	Islam	
	Lisela	Indonesia	Southeast Asia	16,000	5%	LR	Lisela	Islam	
	Lola, Warabal	Indonesia	Southeast Asia	1,000	5%	LR	Lola	Islam	
	Lolak	Indonesia	Southeast Asia	18,000	0.01%	FR	Indonesian	Islam	
	Lole	Indonesia	Southeast Asia	27,000	85%		Lole	Christianity	
	Loloan-Malay Bali	Indonesia	Southeast Asia	29,000	0.16%	LR	Malay, Balinese	Islam	
	Loloda	Indonesia	Southeast Asia	3,100	25%		Laba	Ethnic Religions	
	Loloda, North	Indonesia	Southeast Asia	23,000	65%		Loloda	Christianity	
	Lom, Maporese	Indonesia	Southeast Asia	60	10%		Bangka	Islam	

Land Dayak, Benyadu

Land Dayak, Lara

Lematang

Loloda

Pray Daily:	People Group Name:	Country Name:	Area-Region Name:	People Group Population:	%Percent Christian:	LR FR	Primary Language:	Primary Religion:	People Group Photos:
3 Oct.	Lonchong, Orang Laut	Indonesia	Southeast Asia	600	4%		Sekak	Islam	
	Lorang	Indonesia	Southeast Asia	300	75%		Lorang	Christianity	
	Loun	Indonesia	Southeast Asia	60	40%		Malay, Ambonese	Ethnic Religions	
	Luang, Letri Lgona	Indonesia	Southeast Asia	26,000	95%		Luang	Christianity	
	Lubu	Indonesia	Southeast Asia	55,000	0%	FR	Lubu	Ethnic Religions	
	Luhu	Indonesia	Southeast Asia	11,000	5%	LR	Luhu	Islam	
	Lundayeh, Lun Bawang	Indonesia	Southeast Asia	28,000	70%		Lun Bawang	Ethnic Religions	
	Luwu	Indonesia	Southeast Asia	364,000	0.40%	LR	Tae'	Islam	
	Ma'ya, Salawati	Indonesia	Southeast Asia	5,300	85%		Ma'ya	Christianity	
	Maba	Indonesia	Southeast Asia	12,000	15%		Maba	Islam	Lundayeh,Lun Bawang
4 Oct.	Maden, Sapran	Indonesia	Southeast Asia	800	66%		Maden	Christianity	
	Madole	Indonesia	Southeast Asia	3,500	25%		Modole	Ethnic Religions	
	Madura	Indonesia	Southeast Asia	7,649,000	0.11%	LR	Madura	Islam	
	Mairasi, Faranyao	Indonesia	Southeast Asia	4,600	62%		Mairasi	Christianity	
	Mairiri	Indonesia	Southeast Asia	300	4%	LR	Mariri	Islam	
	Maiwa	Indonesia	Southeast Asia	76,000	1%	LR	Maiwa	Islam	
	Makassar	Indonesia	Southeast Asia	2,446,000	1%	LR	Makasar	Islam	
	Makian, East	Indonesia	Southeast Asia	35,000	0%	FR	Makian, East	Islam	
	Makian, West	Indonesia	Southeast Asia	46,000	25%		Makian, West	Islam	
	Maklew	Indonesia	Southeast Asia	200	65%		Maklew	Christianity	
5 Oct.	Malay	Indonesia	Southeast Asia	3,284,000	0.01%	FR	Malay	Islam	Madura
	Malay, Bacanese	Indonesia	Southeast Asia	3400	38%		Malay, Bacanese	Islam	
	Malay, Banda	Indonesia	Southeast Asia	4,900	0%	FR	Malay, Banda	Islam	
	Malay, Ketapang	Indonesia	Southeast Asia	312,000	0%	FR	Malay	Islam	
	Malay, Larantuka	Indonesia	Southeast Asia	24,000	2%	LR	Malay, Larantuka	Islam	
	Malay, North Moluccan	Indonesia	Southeast Asia	136,000	1%	LR	Malay, N.Moluccan	Islam	
	Malay, Papuan	Indonesia	Southeast Asia	1,162,000	1.50%	LR	Malay, Papuan	Islam	
	Malay, Pontianak	Indonesia	Southeast Asia	323,000	3%	LR	Malay	Islam	Malay
	Malay, Riau	Indonesia	Southeast Asia	1,900,000	0.08%	FR	Malay	Islam	
6 Oct.	Malay, Sambas	Indonesia	Southeast Asia	510,000	0.03%	FR	Malay	Islam	
	Malay, Singkil	Indonesia	Southeast Asia	74,000	0.00%	FR	Batak Karo	Islam	
	Malay, Sumatera North	Indonesia	Southeast Asia	2,290,000	0.05%	FR	Malay	Islam	
	Malimpung	Indonesia	Southeast Asia	7,200	0%	FR	Malimpung	Islam	
	Mamak, Talang	Indonesia	Southeast Asia	27,000	2%	LR	Minangkabau	Islam	
	Mamasa Toraja	Indonesia	Southeast Asia	151,000	92%		Mamasa	Christianity	
	Mamasa, Pattae'	Indonesia	Southeast Asia	59,000	2%	LR	Mamasa	Islam	
	Mamboru	Indonesia	Southeast Asia	12,000	40%		Mamboru	Ethnic Religions	
	Mamuju	Indonesia	Southeast Asia	63,000	0.01%	FR	Mamuju	Islam	Malay, Sumatera N.

Pray Daily:	People Group Name:	Country Name:	Area-Region Name:	People Group Population:	%Percent Christian:	LR FR	Primary Language:	Primary Religion:	People Group Photos:
7 Oct.	Manadonese	Indonesia	Southeast Asia	1,133,000	55.00%		Malay, Manado	Christianity	
	Mandailing	Indonesia	Southeast Asia	1,259,000	0.09%	FR	Batak Mandailing	Islam	
	Mandar	Indonesia	Southeast Asia	546,000	0.07%	FR	Mandar	Islam	
	Mander, Foya	Indonesia	Southeast Asia	20	60%		Mander	Christianity	
	Mandobo Atas	Indonesia	Southeast Asia	13,000	72%		Mandobo Atas	Christianity	
	Mandobo Bawah	Indonesia	Southeast Asia	25,000	65%		Mandobo Bawah	Christianity	
	Manem, Jeti	Indonesia	Southeast Asia	800	68%		Manem	Christianity	
	Manggarai	Indonesia	Southeast Asia	782,000	60%		Manggarai	Christianity	
	Mangole	Indonesia	Southeast Asia	9,700	8%		Mangole	Islam	
	Manikion	Indonesia	Southeast Asia	20,000	85%		Manikion	Christianity	Manadonese
8 Oct.	Manipa, Soow Huhelia	Indonesia	Southeast Asia	2,700	9%		Manipa	Islam	
	Manusela, Wahai	Indonesia	Southeast Asia	11,000	12%		Sou Uppa	Ethnic Religions	
	Marau	Indonesia	Southeast Asia	2,800	94%		Marau	Christianity	
	Marengge	Indonesia	Southeast Asia	70	70%		Dineor	Christianity	
	Marind, Bian	Indonesia	Southeast Asia	3,800	64%		Marind, Bian	Christianity	
	Marind,SE. Marind	Indonesia	Southeast Asia	12,000	65%		Marind	Christianity	
	Maroangin-Bungin	Indonesia	Southeast Asia	31,000	0%	FR	Maiwa	Islam	
	Masela, Central	Indonesia	Southeast Asia	1000	95%		Masela, Central	Christianity	
	Masela, East	Indonesia	Southeast Asia	1,000	85%		Masela, East	Christianity	
	Masela, West	Indonesia	Southeast Asia	1,100	80%		Masela, West	Christianity	Masela, Central
9 Oct.	Massep	Indonesia	Southeast Asia	100	65%		Massep	Christianity	
	Matbat	Indonesia	Southeast Asia	1,700	10%		Matbat	Ethnic Religions	
	Mawes	Indonesia	Southeast Asia	1,100	70%		Mawes	Christianity	
	Mbojo	Indonesia	Southeast Asia	833,000	0.02%	FR	Bima	Islam	
	Meax, Mejah	Indonesia	Southeast Asia	19,000	85%		Meyah	Christianity	
	Mekwei, Menggwei	Indonesia	Southeast Asia	2,000	85%		Mekwei	Christianity	
	Meninggo, Moskona	Indonesia	Southeast Asia	11,000	75%		Moskona	Christianity	
	Mentawaian, Siberut	Indonesia	Southeast Asia	79,000	80%		Mentawai	Christianity	
	Meoswar	Indonesia	Southeast Asia	400	30%		Meoswar	Ethnic Religions	
10 Oct.	Mer	Indonesia	Southeast Asia	100	56%		Mer	Christianity	Mentawaian, Siberut
	Meratus, Bukit	Indonesia	Southeast Asia	71,000	5%	LR	Malay, Bukit	Ethnic Religions	
	Minangkabau	Indonesia	Southeast Asia	6,886,000	0.26%	LR	Minangkabau	Islam	
	Modang	Indonesia	Southeast Asia	28,000	5%	LR	Modang	Ethnic Religions	
	Moi, Mosana	Indonesia	Southeast Asia	6,800	70%		Moi	Christianity	
	Molof	Indonesia	Southeast Asia	400	70%		Molof	Christianity	
	Mombum	Indonesia	Southeast Asia	400	55%		Mombum	Christianity	
	Momina	Indonesia	Southeast Asia	300	0%	FR	Momina	Ethnic Religions	
	Mongondow	Indonesia	Southeast Asia	302,000	55%		Mongondow	Christianity	Meratus, Bukit

Pray Daily:	People Group Name:	Country Name:	Area-Region Name:	People Group Population:	%Percent Christian:	LR FR	Primary Language:	Primary Religion:	People Group Photos:
11 Oct.	Moni, Jonggunu	Indonesia	Southeast Asia	30,000	85%		Moni	Christianity	
	Mor	Indonesia	Southeast Asia	80	65%		Mor	Christianity	
	Mor, Mor Islands	Indonesia	Southeast Asia	1,100	25%		Mor	Ethnic Religions	
	Moraid	Indonesia	Southeast Asia	1,700	65%		Moraid	Christianity	
	Morari	Indonesia	Southeast Asia	300	64%		Morori	Christianity	
	Mori Atas	Indonesia	Southeast Asia	21,000	95%		Mori Atas	Christianity	
	Mori Bawah	Indonesia	Southeast Asia	22,000	95%		Mori Bawah	Christianity	
	Mori, Padoe	Indonesia	Southeast Asia	8,600	75%		Padoe	Christianity	
	Moronene	Indonesia	Southeast Asia	49,000	1.90%	LR	Moronene	Islam	
	Morop, Iwur	Indonesia	Southeast Asia	6,600	85%		Morop	Christianity	Morop, Iwur
12 Oct.	Morwap	Indonesia	Southeast Asia	300	65%		Elseng	Christianity	
	Mualang	Indonesia	Southeast Asia	48,000	55%		Mualang	Ethnic Religions	
	Muko-Muko	Indonesia	Southeast Asia	58,000	0%	FR	Minangkabau	Islam	
	Muna	Indonesia	Southeast Asia	346,000	1.50%	LR	Muna	Islam	
	Munggui	Indonesia	Southeast Asia	1,400	10%		Munggui	Ethnic Religions	
	Murkim	Indonesia	Southeast Asia	300	0%	FR	Murkim	Islam	
	Murut, Okolod	Indonesia	Southeast Asia	4,500	40%		Okolod	Ethnic Religions	
	Murut, Selungai	Indonesia	Southeast Asia	900	20%		Selungai Murut	Ethnic Religions	
	Murut, Sembakung	Indonesia	Southeast Asia	4,200	20%		Sembakung Murut	Ethnic Religions	
	Murut, Tagal	Indonesia	Southeast Asia	2,200	20%		Murut Tahol	Ethnic Religions	Mualang
13 Oct.	Musi	Indonesia	Asia Southeast	687,000	0.07%	FR	Musi	Islam	
	Muyu, North	Indonesia	Southeast Asia	10,000	65%		Muyu, North	Christianity	
	Muyu, South	Indonesia	Southeast Asia	5,200	60%		Muyu, South	Christianity	
	Nabi	Indonesia	Southeast Asia	900	30%		Kuri	Ethnic Religions	
	Nafri	Indonesia	Southeast Asia	3,400	65%		Nafri	Christianity	
	Nage	Indonesia	Southeast Asia	74,000	80%		Nage	Christianity	
	Nakai	Indonesia	Southeast Asia	900	10%		Nakai	Christianity	
	Naltya	Indonesia	Southeast Asia	18,000	55%		Nalca	Christianity	
	Napu	Indonesia	Southeast Asia	8,500	42%		Napu	Ethnic Religions	
14 Oct.	Nasal	Indonesia	Southeast Asia	3,600	0%	FR	Nasal	Ethnic Religions	Murut, Sembakung
	Ndaonese	Indonesia	Southeast Asia	6,400	90%		Dhao	Christianity	
	Ndom	Indonesia	Southeast Asia	1,600	70%		Ndom	Christianity	
	Nduga, Dawa	Indonesia	Southeast Asia	17,000	85%		Nduga	Christianity	
	Nedebang	Indonesia	Southeast Asia	1,900	5%	LR	Nedebang	Ethnic Religions	
	Ngad'a	Indonesia	Southeast Asia	93,000	96%		Ngad'a	Christianity	
	Ngada, Eastern	Indonesia	Southeast Asia	8,500	90%		Ngad'a, Eastern	Christianity	
	Ngalik, South	Indonesia	Southeast Asia	8,200	20%		Silimo	Ethnic Religions	
	Ngalum, Sibil	Indonesia	Southeast Asia	16,000	65%		Ngalum	Christianity	Ndom

Daily Prayer Guide for all People Groups & Unreached People Groups of Asia Pacific									Page 73
Pray Daily:	People Group Name:	Country Name:	Area-Region Name:	People Group Population:	%Percent Christian:	LR FR	Primary Language:	Primary Religion:	People Group Photos:
15 Oct.	Nggem	Indonesia	Southeast Asia	5,600	70%		Nggem	Christianity	
	Niassan, Nias	Indonesia	Southeast Asia	1,021,000	85%		Nias	Christianity	
	Nila	Indonesia	Southeast Asia	3,000	64%		Malay, Ambonese	Christianity	
	Nimboran	Indonesia	Southeast Asia	5,800	65%		Nimboran	Christianity	
	Ninggerum, Kativa	Indonesia	Southeast Asia	100	68%		Ninggerum	Christianity	
	Nipsan	Indonesia	Southeast Asia	3,700	63%		Nipsan	Christianity	
	Nobuk	Indonesia	Southeast Asia	400	10%		Kwerba Mamberamo	Ethnic Religions	
	Nuaulu, North	Indonesia	Southeast Asia	700	10%		Nuaulu, North	Islam	
	Nuaulu, South	Indonesia	Southeast Asia	2,100	8%		Nuaulu, South	Ethnic Religions	
	Nusa Laut	Indonesia	Southeast Asia	3,400	25%		Malay, Ambonese	Ethnic Religions	Niassan, Nias
16 Oct.	Obokuitai	Indonesia	Southeast Asia	200	60%		Obokuitai	Christianity	
	Ogan	Indonesia	Southeast Asia	173,000	0%	LR	Malay, Central	Islam	
	Oirata	Indonesia	Southeast Asia	2,000	53%		Oirata	Christianity	
	Onin, Sepa	Indonesia	Southeast Asia	700	15%		Onin	Ethnic Religions	
	Orang Dalam	Indonesia	Southeast Asia	16,000	2%	LR	Kubu	Ethnic Religions	
	Ormu	Indonesia	Southeast Asia	900	15%		Ormu	Ethnic Religions	
	Osing	Indonesia	Southeast Asia	343,000	1%	LR	Osing	Islam	
	Pago	Indonesia	Southeast Asia	4,400	25%		Pagu	Ethnic Religions	
	Pakpak Boang	Indonesia	Southeast Asia	21,000	0%	FR	Batak Dairi	Islam	Nuaulu, South
	Paku	Indonesia	Southeast Asia	4,500	34%		Paku	Ethnic Religions	
17 Oct.	Palembang	Indonesia	Southeast Asia	3,463,000	0.03%	FR	Musi	Islam	
	Palue	Indonesia	Southeast Asia	14,000	85%		Palu'e	Christianity	
	Pamona, Poso Toraja	Indonesia	Southeast Asia	180,000	93%		Pamona	Christianity	
	Panasuan	Indonesia	Southeast Asia	1000	70%		Panasuan	Christianity	
	Pancana	Indonesia	Southeast Asia	7,700	0.04%	LR	Pancana	Islam	
	Pannei	Indonesia	Southeast Asia	11,000	0.50%	LR	Pannei	Islam	
	Papasena	Indonesia	Southeast Asia	700	68%		Papasena	Christianity	
	Papuma	Indonesia	Southeast Asia	1,100	88%		Papuma	Christianity	Palembang
	Patani	Indonesia	Southeast Asia	17,000	12%		Patani	Islam	
18 Oct.	Paulohi	Indonesia	Southeast Asia	90	90%		Paulohi	Christianity	
	Pauwi, Yoke	Indonesia	Southeast Asia	200	60%		Yoke	Christianity	
	Pegagan	Indonesia	Southeast Asia	260,000	0%	FR	Malay, Central	Islam	
	Pekal	Indonesia	Southeast Asia	41,000	0%	FR	Pekal	Islam	
	Pendau, Umalasa	Indonesia	Southeast Asia	5,300	2%	LR	Pendau	Islam	
	Penesak	Indonesia	Southeast Asia	151,000	2%	LR	Musi	Islam	
	Penghulu	Indonesia	Southeast Asia	28,000	0.50%	FR	Minangkabau	Islam	
	Penihing, Aoheng	Indonesia	Southeast Asia	4,800	3%	LR	Aoheng	Ethnic Religions	
	Perai	Indonesia	Southeast Asia	400	20%		Perai	Ethnic Religions	Palue

Pray Daily:	People Group Name:	Country Name:	Area-Region Name:	People Group Population:	%Percent Christian:	LR FR	Primary Language:	Primary Religion:	People Group Photos:
19 Oct.	Pisa, Awyu	Indonesia	Southeast Asia	8,400	65%		Awyu, Asue	Christianity	
	Podena	Indonesia	Southeast Asia	200	0%	FR	Fedan	Ethnic Religions	
	Pom	Indonesia	Southeast Asia	3,300	90%		Pom	Christianity	
	Ponasakan	Indonesia	Southeast Asia	5,500	15%		Ponosakan	Ethnic Religions	
	Punan Aput	Indonesia	Southeast Asia	700	2%	LR	Punan Aput	Ethnic Religions	
	Punan Bungan, Hovongan	Indonesia	Southeast Asia	1,600	5%	LR	Hovongan	Ethnic Religions	
	Punan Keriau, Kereho-Uheng	Indonesia	Southeast Asia	600	2%	LR	Kereho	Ethnic Religions	
	Punan Merah	Indonesia	Southeast Asia	300	4%	LR	Punan Merah	Ethnic Religions	
	Punan Merap	Indonesia	Southeast Asia	300	2%	LR	Punan Merap	Ethnic Religions	
	Punan Tubu	Indonesia	Southeast Asia	3,700	4%	LR	Punan Tubu	Ethnic Religions	Pisa, Awyu
20 Oct.	Puragi	Indonesia	Southeast Asia	1,000	68%		Puragi	Christianity	
	Putoh	Indonesia	Southeast Asia	11,000	10%		Putoh	Ethnic Religions	
	Pyu	Indonesia	Southeast Asia	100	30%		Pyu	Ethnic Religions	
	Rahambuu	Indonesia	Southeast Asia	7,500	0%	FR	Rahambuu	Islam	
	Rajong	Indonesia	Southeast Asia	7,000	8%		Rajong	Islam	
	Rambang	Indonesia	Southeast Asia	162,000	0%	FR	Malay, Central	Islam	
	Ranau	Indonesia	Southeast Asia	69,000	0.05%	FR	Lampung Api	Islam	
	Rasawa	Indonesia	Southeast Asia	300	75%		Rasawa	Christianity	
	Ratahan, Bentenan	Indonesia	Southeast Asia	47,000	90%		Malay, Manado	Christianity	Punan Tubu
	Rawas	Indonesia	Southeast Asia	232,000	0%	FR	Musi	Islam	
21 Oct.	Rejang	Indonesia	Southeast Asia	401,000	0.04%	FR	Rejang	Islam	
	Rembong	Indonesia	Southeast Asia	5,800	10%		Rembong	Islam	
	Retta	Indonesia	Southeast Asia	900	0%	FR	Reta	Islam	
	Riantana	Indonesia	Southeast Asia	2,200	65%		Riantana	Christianity	
	Ringgou	Indonesia	Southeast Asia	14,000	80%		Rikou	Christianity	
	Riung	Indonesia	Southeast Asia	26,000	10%		Riung	Islam	
	Rohingya	Indonesia	Southeast Asia	1,000	0%	FR	Rohingya	Islam	
	Roma	Indonesia	Southeast Asia	2,600	60%		Roma	Christianity	
	Rongga	Indonesia	Southeast Asia	5,000	5%	LR	Rongga	Islam	Rohingya
22 Oct.	Rongkong	Indonesia	Southeast Asia	51,000	60%		Tae'	Christianity	
	Roon	Indonesia	Southeast Asia	1,600	15%		Roon	Ethnic Religions	
	Rotinese, Tii	Indonesia	Southeast Asia	26,000	80%		Tii	Christianity	
	Sa'ban	Indonesia	Southeast Asia	1,100	70%		Sa'ban	Christianity	
	Sabu, Havunese	Indonesia	Southeast Asia	154,000	9%		Hawu	Ethnic Religions	
	Sahu, Sau	Indonesia	Southeast Asia	12,000	65%		Sahu	Christianity	
	Sajau Basap	Indonesia	Southeast Asia	11,000	25%		Sajau Basap	Ethnic Religions	
	Salas, Liambata	Indonesia	Southeast Asia	100	55%		Masiwang	Christianity	
	Saleman, Hatue	Indonesia	Southeast Asia	7,500	5%	LR	Saleman	Islam	Rotinese, Tii

Pray Daily:	People Group Name:	Country Name:	Area-Region Name:	People Group Population:	%Percent Christian:	LR FR	Primary Language:	Primary Religion:	People Group Photos:
23 Oct.	Saluan, Coastal	Indonesia	Southeast Asia	142,000	20%		Saluan	Islam	
	Saluan, Kahumamaqon	Indonesia	Southeast Asia	2,900	15%		Saluan	Christianity	
	Samarkena, Tamaja	Indonesia	Southeast Asia	700	70%		Samarokena	Christianity	
	Sanggau-Sekadau	Indonesia	Southeast Asia	114,000	5%	LR	LR	Islam	
	Sangir, Great Sangir	Indonesia	Southeast Asia	286,000	60%		Sangir	Christianity	
	Sangir, Siau	Indonesia	Southeast Asia	82,000	55%		Sangir	Christianity	
	Sangir, Tagulandang	Indonesia	Southeast Asia	18,000	60%		Sangir	Christianity	
	Saparua	Indonesia	Southeast Asia	16,000	70%		Saparua	Christianity	
	Sara	Indonesia	Southeast Asia	5,100	30%		Bakati, Sara	Ethnic Religions	
	Sarudu	Indonesia	Southeast Asia	6,100	0.50%	LR	Sarudu	Islam	Sarudu
24 Oct.	Sasak	Indonesia	Southeast Asia	3,383,000	0.00%	FR	Sasak	Islam	
	Sasawa	Indonesia	Southeast Asia	400	70%		Kwerba	Christianity	
	Sauri	Indonesia	Southeast Asia	200	70%		Sauri	Christianity	
	Sause	Indonesia	Southeast Asia	400	75%		Sause	Christianity	
	Sawai	Indonesia	Southeast Asia	16,000	12%		Sawai	Islam	
	Saweru	Indonesia	Southeast Asia	400	65%		Saweru	Christianity	
	Sawila	Indonesia	Southeast Asia	4,200	45%		Sawila	Christianity	
	Sawuy	Indonesia	Southeast Asia	5,200	85%		Sawi	Christianity	
	Sea Dayak, Iban	Indonesia	Southeast Asia	20,000	55%		Iban	Christianity	
	Seberuang	Indonesia	Southeast Asia	44,000	10%		Seberuang	Ethnic Religions	Sasak
25 Oct.	Sedoa, Tawaelia	Indonesia	Southeast Asia	1,100	45%		Sedoa	Christianity	
	Segai	Indonesia	Southeast Asia	3,700	5%		Segai	Ethnic Religions	
	Seget	Indonesia	Southeast Asia	1,900	62%		Seget	Christianity	
	Seit-Kaitetu	Indonesia	Southeast Asia	14,000	0%	FR	Seit-Kaitetu	Islam	
	Sekar	Indonesia	Southeast Asia	900	90%		Sekar	Christianity	
	Seko Padang, Wono	Indonesia	Southeast Asia	8,100	85%		Seko Padang	Christianity	
	Seko Tengah, Pewanean	Indonesia	Southeast Asia	3,600	80%		Seko Tengah	Christianity	
	Selaru	Indonesia	Southeast Asia	11,000	90%		Selaru	Christianity	Selaru
	Selayar	Indonesia	Southeast Asia	133,000	5%	LR	Selayar	Islam	
26 Oct.	Seluwasan	Indonesia	Southeast Asia	3,500	80%		Seluwasan	Christianity	
	Semandang	Indonesia	Southeast Asia	102,000	30%		Semandang	Ethnic Religions	
	Semendo	Indonesia	Southeast Asia	260,000	0.02%	FR	Malay, Central	Islam	
	Semimi, Etna Bay	Indonesia	Southeast Asia	1,500	65%		Semimi	Christianity	
	Sempan	Indonesia	Southeast Asia	1,600	64%		Sempan	Christianity	
	Senggi	Indonesia	Southeast Asia	300	68%		Viid	Christianity	
	Sentani, Buyaka	Indonesia	Southeast Asia	42,000	20%		Sentani	Ethnic Religions	
	Serawai	Indonesia	Southeast Asia	335,000	3%	LR	Malay, Central	Islam	
	Serili	Indonesia	Southeast Asia	600	90%		Serili	Christianity	Indonesian, gen.

Pray Daily:	People Group Name:	Country Name:	Area-Region Name:	People Group Population:	%Percent Christian:	LR FR	Primary Language:	Primary Religion:	People Group Photos:
27 Oct.	Serua	Indonesia	Southeast Asia	3,100	58%		Malay, Ambonese	Christianity	
	Serui-Laut	Indonesia	Southeast Asia	1,600	95%		Serui-Laut	Christianity	
	Siagha-Yenimu, Oser	Indonesia	Southeast Asia	4,900	30%		Awyu, Edera	Christianity	
	Siang	Indonesia	Southeast Asia	19,000	5%	LR	Siang	Ethnic Religions	
	Sikkanese	Indonesia	Southeast Asia	256,000	100%		Sika	Christianity	
	Sikule	Indonesia	Southeast Asia	29,000	0%	FR	Sikule	Islam	
	Simeulue	Indonesia	Southeast Asia	46,000	0%	FR	Simeulue	Islam	
	Sindang Kelingi	Indonesia	Southeast Asia	70,000	0%	FR	Col	Islam	
	So'a	Indonesia	Southeast Asia	15,000	97%		So'a	Christianity	
	Sobei, Biga	Indonesia	Southeast Asia	2,400	95%		Sobei	Christianity	Straits Chin.Peranakan
28 Oct.	Somahai	Indonesia	Southeast Asia	2,700	70%		Momuna	Christianity	
	Sowanda, Wanja	Indonesia	Southeast Asia	300	80%		Sowanda	Christianity	
	Straits Chinese,Peranakan	Indonesia	Southeast Asia	37,000	35%		Indonesian,Peranakan	Ethnic Religions	
	Sukubatong, Kimki	Indonesia	Southeast Asia	600	65%		Kimki	Christianity	
	Sula	Indonesia	Southeast Asia	92,000	0%	FR	Sula	Islam	
	Sumba	Indonesia	Southeast Asia	282,000	98%		Kambera	Christianity	
	Sumbawa	Indonesia	Southeast Asia	462,000	0.03%	FR	Sumbawa	Islam	
	Sunda	Indonesia	Southeast Asia	38,495,000	0.50%	LR	Sunda	Islam	
	Suwawa	Indonesia	Southeast Asia	5,600	0%	FR	Suwawa	Islam	Sumba
	Tabaru	Indonesia	Southeast Asia	23,000	70%		Tabaru	Christianity	
29 Oct.	Tabulahan	Indonesia	Southeast Asia	10,000	65%		Aralle-Tabulahan	Christianity	
	Taikat	Indonesia	Southeast Asia	1,200	67%		Taikat	Christianity	
	Taje, Petapa	Indonesia	Southeast Asia	500	0%	FR	Taje	Islam	
	Tajio, Kasimbar	Indonesia	Southeast Asia	12,000	12%		Tajio	Islam	
	Talaud	Indonesia	Southeast Asia	110,000	60%		Talaud	Christianity	
	Taliabo-Mangei	Indonesia	Southeast Asia	9,300	62%		Taliabu	Christianity	
	Taloki	Indonesia	Southeast Asia	600	0%	FR	Taloki	Islam	
	Talondo	Indonesia	Southeast Asia	1,400	70%		Talondo'	Christianity	
	Tamagario, Buru	Indonesia	Southeast Asia	5,700	75%		Tamagario	Christianity	Sunda
30 Oct.	Tamiang	Indonesia	Southeast Asia	46,000	0%	FR	Malay	Islam	
	Tamilouw, Sepa	Indonesia	Southeast Asia	4,100	10%		Sepa	Islam	
	Tanahmerah, Sumeri	Indonesia	Southeast Asia	1,000	70%		Tanahmerah	Christianity	
	Tangko	Indonesia	Southeast Asia	100	70%		Tangko	Christianity	
	Tanglapui	Indonesia	Southeast Asia	7,000	55%		Kula	Christianity	
	Taori-Kei, Kaiy	Indonesia	Southeast Asia	300	64%		Kaiy	Christianity	
	Taori-So, Doutai	Indonesia	Southeast Asia	500	70%		Doutai	Christianity	
	Tarangan, East	Indonesia	Southeast Asia	7,000	60%		Tarangan, East	Christianity	
	Tarangan, West	Indonesia	Southeast Asia	9,000	65%		Tarangan, West	Christianity	Taliabo-Mangei

Pray Daily:	People Group Name:	Country Name:	Area-Region Name:	People Group Population:	%Percent Christian:	LR FR	Primary Language:	Primary Religion:	People Group Photos:
31 Oct.	Tarpia	Indonesia	Southeast Asia	800	90%		Tarpia	Christianity	
	Taurap, Burmeso	Indonesia	Southeast Asia	300	60%		Burmeso	Christianity	
	Tause	Indonesia	Southeast Asia	500	55%		Tause	Christianity	
	Tausug, Joloano Sulu	Indonesia	Southeast Asia	22,000	0.50%	LR	Tausug	Islam	
	Taworta, Dabra	Indonesia	Southeast Asia	400	65%		Diebroud	Christianity	
	Te'un	Indonesia	Southeast Asia	1,800	60%		Malay, Ambonese	Christianity	
	Tefaro	Indonesia	Southeast Asia	100	60%		Tefaro	Christianity	
	Tehit	Indonesia	Southeast Asia	13,000	70%		Tehit	Christianity	
	Tela-Masbuar	Indonesia	Southeast Asia	1,400	60%		Tela-Masbuar	Christianity	
	Teluti, Silen	Indonesia	Southeast Asia	27,000	8%		Sou Nama	Islam	Tela-Masbuar
1 Nov.	Tengger	Indonesia	Southeast Asia	92,000	1%	LR	Tengger	Hinduism	
	Teor	Indonesia	Southeast Asia	1,800	10%		Teor	Islam	
	Tepera, Tanahmerah	Indonesia	Southeast Asia	5,800	65%		Tabla	Christianity	
	Tereweng	Indonesia	Southeast Asia	1,100	0%	FR	Tereweng	Ethnic Religions	
	Termanu, Rotti	Indonesia	Southeast Asia	38,000	80%		Termanu	Christianity	
	Ternate	Indonesia	Southeast Asia	69,000	0%	FR	Ternate	Islam	
	Tetun	Indonesia	Southeast Asia	457,000	96%		Tetun	Christianity	
	Tewa, Lebang	Indonesia	Southeast Asia	4,600	15%		Teiwa	Ethnic Religions	Tetun
	Tidore	Indonesia	Southeast Asia	53,000	5%	LR	Tidore	Islam	
	Timorese, Atoni	Indonesia	Southeast Asia	822,000	95%		Uab Meto	Christianity	
2 Nov.	Toala	Indonesia	Southeast Asia	50,000	40%		Tae'	Ethnic Religions	
	Tobada	Indonesia	Southeast Asia	15,000	65%		Bada	Christianity	
	Tobelo	Indonesia	Southeast Asia	37,000	51%		Tobelo	Christianity	
	Tofamna	Indonesia	Southeast Asia	300	76%		Tofanma	Christianity	
	Tokuni	Indonesia	Southeast Asia	500	65%		Kopkaka	Christianity	
	Tolaki	Indonesia	Southeast Asia	349,000	2%	LR	Tolaki	Islam	
	Tolaki, Asera	Indonesia	Southeast Asia	1,000	1%	LR	Tolaki	Islam	
	Tolaki, Laiwui	Indonesia	Southeast Asia	300	3%	LR	Tolaki	Islam	Timorese, Atoni
	Tolaki, Mekongga	Indonesia	Southeast Asia	76,000	3%	LR	Tolaki	Islam	
3 Nov.	Tolaki, Wiwirano	Indonesia	Southeast Asia	200	0%	FR	Tolaki	Islam	
	Toli-Toli	Indonesia	Southeast Asia	24,000	0.06%	FR	Totoli	Islam	
	Tomadino	Indonesia	Southeast Asia	900	0%	FR	Tomadino	Islam	
	Tombelala	Indonesia	Southeast Asia	7,300	0%	FR	Tombelala	Islam	
	Tombulu Menadonese	Indonesia	Southeast Asia	110,000	98%		Tombulu	Christianity	
	Tomini	Indonesia	Southeast Asia	31,000	0%	FR	Tomini	Islam	
	Tondanou, Tolour	Indonesia	Southeast Asia	121,000	98%		Tondano	Christianity	
	Tonsawang	Indonesia	Southeast Asia	37,000	98%		Tonsawang	Christianity	
	Tonsea	Indonesia	Southeast Asia	147,000	97%		Tonsea	Christianity	Tondanou, Tolour

Pray Daily:	People Group Name:	Country Name:	Area-Region Name:	People Group Population:	%Percent Christian:	LR FR	Primary Language:	Primary Religion:	People Group Photos:
4 Nov.	Topoiyo	Indonesia	Southeast Asia	2,500	0%	FR	Topoiyo	Islam	
	Toraja-Sa'dan, S. Toraja	Indonesia	Southeast Asia	984,000	75%		Toraja-Sadan	Christianity	
	Tountemboan	Indonesia	Southeast Asia	230,000	98%		Tontemboan	Christianity	
	Towei	Indonesia	Southeast Asia	200	70%		Towei	Christianity	
	Trimuris	Indonesia	Southeast Asia	400	30%		Trimuris	Ethnic Religions	
	Tugun	Indonesia	Southeast Asia	1,900	20%		Tugun	Ethnic Religions	
	Tugutil, Teluk Lili	Indonesia	Southeast Asia	3,400	8%		Tugutil	Ethnic Religions	
	Tulehu, NE. Ambonese	Indonesia	Southeast Asia	31,000	30%		Tulehu	Islam	
	Tumawo, Sko	Indonesia	Southeast Asia	900	68%		Skou	Christianity	Toraja-Sa'dan,S. Toraja
	Tunggare	Indonesia	Southeast Asia	700	64%		Tunggare	Christianity	
5 Nov.	Turu, Urundi	Indonesia	Southeast Asia	1,500	90%		Iau	Christianity	
	Tutunohan, Aputai	Indonesia	Southeast Asia	200	12%		Aputai	Ethnic Religions	
	Ujir	Indonesia	Southeast Asia	1,200	7%		Ujir	Islam	
	Ulumanda	Indonesia	Southeast Asia	21,000	0%	FR	Ulumanda'	Islam	
	Uma, Pipikoro	Indonesia	Southeast Asia	31,000	95%		Uma	Christianity	
	Umalung	Indonesia	Southeast Asia	3,800	0%	FR	Uma' Lung	Ethnic Religions	
	Uria, Warpu	Indonesia	Southeast Asia	2,700	65%		Orya	Christianity	
	Uruangnirin	Indonesia	Southeast Asia	500	48%		Uruangnirin	Ethnic Religions	Tulehu, NE. Ambonese
	Usku	Indonesia	Southeast Asia	100	65%		Usku	Christianity	
	Vanimo	Indonesia	Southeast Asia	900	90%		Vanimo	Christianity	
6 Nov.	Vitou	Indonesia	Southeast Asia	800	0%	FR	Vitou	Ethnic Religions	
	Wabo, Woriasi	Indonesia	Southeast Asia	2,600	40%		Wabo	Ethnic Religions	
	Wae Rana	Indonesia	Southeast Asia	3,500	80%		Wae Rana	Christianity	
	Waioli	Indonesia	Southeast Asia	4,900	30%		Waioli	Ethnic Religions	
	Wakatobi	Indonesia	Southeast Asia	286,000	5%	LR	Tukang Besi South	Islam	
	Wakatobi, Kaledupa	Indonesia	Southeast Asia	168,000	3%	LR	Tukang Besi North	Islam	
	Wakde	Indonesia	Southeast Asia	700	70%		Mo	Christianity	
	Walak	Indonesia	Southeast Asia	24,000	60%		Walak	Christianity	Uma, Pipikoro
	Wambon	Indonesia	Southeast Asia	4,900	70%		Wambon	Christianity	
7 Nov.	Wanam, Kosarek	Indonesia	Southeast Asia	3,000	68%		Yale, Kosarek	Christianity	
	Wandamen, Bentoeni	Indonesia	Southeast Asia	7,400	90%		Wandamen	Christianity	
	Wanggom	Indonesia	Southeast Asia	1,600	65%		Wanggom	Christianity	
	Wano	Indonesia	Southeast Asia	1,100	25%		Wano	Ethnic Religions	
	Wanukaka	Indonesia	Southeast Asia	18,000	45%		Wanukaka	Ethnic Religions	
	Warembori	Indonesia	Southeast Asia	800	12%		Warembori	Ethnic Religions	
	Wares	Indonesia	Southeast Asia	300	60%		Wares	Christianity	
	Waris	Indonesia	Southeast Asia	1,600	60%		Waris	Christianity	
	Warkay-Bipim	Indonesia	Southeast Asia	400	40%		Warkay-Bipim	Ethnic Religions	Wandaman, Bentoeni

Pray Daily:	People Group Name:	Country Name:	Area-Region Name:	People Group Population:	%Percent Christian:	LR FR	Primary Language:	Primary Religion:	People Group Photos:
8 Nov.	Waropen, Wonti	Indonesia	Southeast Asia	9,900	90%		Waropen	Christianity	
	Waru	Indonesia	Southeast Asia	500	0%	FR	Waru	Islam	
	Watubela, Wesi	Indonesia	Southeast Asia	6,200	25%		Watubela	Islam	
	Watulai, Batuley	Indonesia	Southeast Asia	4,200	30%		Batuley	Islam	
	Wauyai	Indonesia	Southeast Asia	400	60%		Wauyai	Christianity	
	Wawonii	Indonesia	Southeast Asia	29,000	1%	LR	Wawonii	Islam	
	Welaun	Indonesia	Southeast Asia	1,500	60%		Welaun	Christianity	
	Wemale, North	Indonesia	Southeast Asia	4,500	80%		Wemale	Christianity	
	Wemale, South	Indonesia	Southeast Asia	3,900	80%		Wemale	Christianity	
	Weretai, Wari	Indonesia	Southeast Asia	200	62%		Waritai	Christianity	Wewewa
9 Nov.	Wewewa	Indonesia	Southeast Asia	63,000	55%		Wejewa	Christianity	
	Wodani	Indonesia	Southeast Asia	7,500	45%		Wolani	Ethnic Religions	
	Woi	Indonesia	Southeast Asia	2,000	90%		Woi	Christianity	
	Woisika, Kamang	Indonesia	Southeast Asia	6,800	55%		Kamang	Christianity	
	Wokam, Wamar	Indonesia	Southeast Asia	10,000	60%		Manombai	Christianity	
	Wolio	Indonesia	Southeast Asia	248,000	0.01%	FR	Wolio	Islam	
	Wotu	Indonesia	Southeast Asia	600	0%	FR	Wotu	Islam	
	Wutung, Sangke	Indonesia	Southeast Asia	300	70%		Wutung	Christianity	
	Yafi, Jafi Wagarindem	Indonesia	Southeast Asia	300	72%		Zorop	Christianity	Yamdena, Jamden
	Yahadian, Nerigo	Indonesia	Southeast Asia	700	70%		Yahadian	Christianity	
10 Nov.	Yair	Indonesia	Southeast Asia	2,300	70%		Awyu, North	Christianity	
	Yali, Angguruk	Indonesia	Southeast Asia	23,000	60%		Yali, Angguruk	Christianity	
	Yali, Ninia	Indonesia	Southeast Asia	15,000	90%		Yali, Ninia	Christianity	
	Yali, Pass Valley	Indonesia	Southeast Asia	8,000	68%		Yali, Pass Valley	Christianity	
	Yamdena, Jamden	Indonesia	Southeast Asia	57,000	99%		Yamdena	Christianity	
	Yamna	Indonesia	Southeast Asia	700	70%		Sunum	Christianity	
	Yaqay, Sohur	Indonesia	Southeast Asia	16,000	60%		Yaqay	Christianity	
	Yarsun	Indonesia	Southeast Asia	300	70%		Yarsun	Christianity	
	Yaur	Indonesia	Southeast Asia	700	12%		Yaur	Ethnic Religions	Yotowawa, Kisar
11 Nov.	Yava, Yapanani	Indonesia	Southeast Asia	11,000	65%		Yawa	Christianity	
	Yei	Indonesia	Southeast Asia	3,200	70%		Yei	Christianity	
	Yelmek, Jab	Indonesia	Southeast Asia	800	68%		Yelmek	Christianity	
	Yeretuar	Indonesia	Southeast Asia	500	60%		Yeretuar	Christianity	
	Yetfa	Indonesia	Southeast Asia	1,400	58%		Yetfa	Christianity	
	Yotafa, Tobati	Indonesia	Southeast Asia	100	85%		Indonesian	Christianity	
	Yotowawa, Kisar	Indonesia	Southeast Asia	29,000	98%		Kisar	Christianity	
	Abai Sungai	Malaysia	Southeast Asia	1,500	0%	FR	Abai Sungai	Islam	
	Acehnese	Malaysia	Southeast Asia	86,000	0%	FR	Malay	Islam	Acehnese

Pray Daily:	People Group Name:	Country Name:	Area-Region Name:	People Group Population:	%Percent Christian:	LR FR	Primary Language:	Primary Religion:	People Group Photos:
12 Nov.	Americans, U.S.	Malaysia	Southeast Asia	9,000	79%		English	Christianity	
	Arab	Malaysia	Southeast Asia	15,000	0.20%	LR	Arabic,N.Levantine	Islam	
	Bajau Bukit, Papar	Malaysia	Southeast Asia	2,000	4%	LR	Malay	Islam	
	Bajau, West Coast	Malaysia	Southeast Asia	247,000	0%	FR	Bajau, West Coast	Islam	
	Balau	Malaysia	Southeast Asia	11,000	90%		Iban	Christianity	
	Balinese	Malaysia	Southeast Asia	6,000	0%	FR	Bali	Hinduism	
	Banjarese, Banjar Malay	Malaysia	Southeast Asia	27,000	0%	FR	Malay	Islam	
	Bateq	Malaysia	Southeast Asia	1,300	3%	LR	Batek	Ethnic Religions	
	Batu Punan	Malaysia	Southeast Asia	1,200	6%		Malay	Ethnic Religions	
	Bawean	Malaysia	Southeast Asia	57,000	0%	FR	Madura	Islam	Bajau,West Coast
13 Nov.	Beketan, Manketa	Malaysia	Southeast Asia	400	7%		Bukitan	Christianity	
	Belait, Lakiput	Malaysia	Southeast Asia	500	0%	FR	Belait	Islam	
	Berawan, Central	Malaysia	Southeast Asia	1,700	5%	LR	Berawan, Central	Ethnic Religions	
	Berawan, East	Malaysia	Southeast Asia	1,300	6%		Berawan, East	Ethnic Religions	
	Berawan, West	Malaysia	Southeast Asia	1,100	3%	LR	Berawan, West	Ethnic Religions	
	Bintulu	Malaysia	Southeast Asia	12,000	12%		Bintulu	Ethnic Religions	
	Bisaya, Sabah	Malaysia	Southeast Asia	74,000	0%	FR	Bisaya, Sabah	Islam	
	Bonggi	Malaysia	Southeast Asia	5,300	18%		Bonggi	Ethnic Religions	
	British	Malaysia	Southeast Asia	16,000	61%		English	Christianity	Banjarese,Banjar Malay
	Brunei Malay, Kedayan	Malaysia	Southeast Asia	371,000	5%	LR	Brunei	Islam	
14 Nov.	Buginese	Malaysia	Southeast Asia	147,000	0%	FR	Malay	Islam	
	Bukar Sadong, Bidayuh	Malaysia	Southeast Asia	72,000	60%		Bidayuh,Bukar-Sadong	Christianity	
	Burmese	Malaysia	Southeast Asia	30,000	0.50%	LR	Burmese	Buddhism	
	Cham, Western	Malaysia	Southeast Asia	13,000	0.01%	FR	Cham, Western	Islam	
	Che Wong, Siwang	Malaysia	Southeast Asia	500	0.50%	LR	Cheq Wong	Ethnic Religions	
	Daro-Matu	Malaysia	Southeast Asia	21,000	8%		Melanau, Daro-Matu	Islam	
	Dayak, Kendayan	Malaysia	Southeast Asia	16,000	8%		Kendayan	Ethnic Religions	
	Dayak, Sarawak	Malaysia	Southeast Asia	29,000	15%		Bidayuh, Bau	Ethnic Religions	
	Deaf	Malaysia	Southeast Asia	164,000	9.43%		MalaysianSignLang.	Islam	Deaf
15 Nov.	Duano, Orang Kuala	Malaysia	Southeast Asia	5,000	0%	FR	Duano	Islam	
	Dumpas	Malaysia	Southeast Asia	4,200	6%		Dumpas	Ethnic Religions	
	Dusun, Bundu	Malaysia	Southeast Asia	72,000	70%		Kadazan Dusun	Christianity	
	Dusun, Central	Malaysia	Southeast Asia	208,000	75%		Kadazan Dusun	Christianity	
	Dusun, Kadazan	Malaysia	Southeast Asia	77,000	27%		Kadazan Dusun	Ethnic Religions	
	Dusun, Keningau	Malaysia	Southeast Asia	2,100	20%		Gana	Ethnic Religions	
	Dusun, Kuala Monsok	Malaysia	Southeast Asia	300	70%		Kadazan Dusun	Christianity	
	Dusun, Kwijau	Malaysia	Southeast Asia	12,000	25%		Kuijau	Ethnic Religions	
	Dusun, Minokok	Malaysia	Southeast Asia	1,500	35%		Minokok	Ethnic Religions	Dusun, Central

Pray Daily:	People Group Name:	Country Name:	Area-Region Name:	People Group Population:	%Percent Christian:	LR FR	Primary Language:	Primary Religion:	People Group Photos:
16 Nov.	Dusun, Rungus	Malaysia	Southeast Asia	71,000	65%		Rungus	Christianity	
	Dusun, Segama	Malaysia	Southeast Asia	800	70%		Kinabatangan,Upper	Christianity	
	Dusun, Sugut	Malaysia	Southeast Asia	18,000	35%		Sugut Dusun	Ethnic Religions	
	Dusun, Sungai	Malaysia	Southeast Asia	52,000	40%		Kadazan Dusun	Christianity	
	Dusun, Tambunan	Malaysia	Southeast Asia	23,000	65%		Kadazan Dusun	Christianity	
	Dusun, Tempasuk	Malaysia	Southeast Asia	16,000	25%		Kadazan Dusun	Ethnic Religions	
	Dusun, Tuaran	Malaysia	Southeast Asia	21,000	20%		Lotud	Ethnic Religions	
	Eurasian	Malaysia	Southeast Asia	60,000	60%		English	Christianity	
	Filipino, Tagalog	Malaysia	Southeast Asia	484,000	92%		Tagalog	Christianity	
	Garo, Kimaragang	Malaysia	Southeast Asia	2,700	70%		Kota Marudu Talantang	Christianity	Han Chin. Hakka
17 Nov.	Gujarati	Malaysia	Southeast Asia	30,000	0%	FR	Gujarati	Islam	
	Han Chinese, Cantonese	Malaysia	Southeast Asia	1,480,000	10%		Chinese, Yue	Ethnic Religions	
	Han Chinese, Hainanese	Malaysia	Southeast Asia	416,000	7%		Chinese, Min Nan	Ethnic Religions	
	Han Chinese, Hakka	Malaysia	Southeast Asia	1,833,000	10%		Chinese, Hakka	Ethnic Religions	
	Han Chinese, Hokkien	Malaysia	Southeast Asia	2,017,000	10%		Chinese, Min Nan	Ethnic Religions	
	Han Chinese, Mandarin	Malaysia	Southeast Asia	1,046,000	9%		Chinese, Mandarin	Ethnic Religions	
	Han Chinese, Min Bei	Malaysia	Southeast Asia	407,000	7%		Chinese, Min Bei	Ethnic Religions	
	Han Chinese, Min Dong	Malaysia	Southeast Asia	272,000	6%		Chinese, Min Dong	Ethnic Religions	
	Han Chinese, Putian	Malaysia	Southeast Asia	30,000	9%		Chinese, Pu-Xian	Ethnic Religions	Han Chin. Hokkien
	Han Chinese, Teochew	Malaysia	Southeast Asia	1,064,000	10%		Chinese, Min Nan	Ethnic Religions	
18 Nov.	Han Chinese, Xiang	Malaysia	Southeast Asia	67,000	5%	LR	Chinese, Xiang	Ethnic Religions	
	Hindi	Malaysia	Southeast Asia	60,000	0%	FR	Hindi	Hinduism	
	Hui	Malaysia	Southeast Asia	15,000	0%	FR	Chinese, Mandarin	Islam	
	Ida'an, Eraans	Malaysia	Southeast Asia	16,000	18%		Ida'an	Ethnic Religions	
	Indonesian	Malaysia	Southeast Asia	844,000	15%		Indonesian	Islam	
	Iranun, Sabah	Malaysia	Southeast Asia	32,000	0%	FR	Iranun	Islam	
	Jah Hut, Cheres	Malaysia	Southeast Asia	4,600	2%	LR	Jah Hut	Ethnic Religions	
	Jakun, Djakun	Malaysia	Southeast Asia	32,000	0%	FR	Jakun	Ethnic Religions	Indonesian
19 Nov.	Jama Mapun,Sama Mapun	Malaysia	Southeast Asia	17,000	0%	FR	Mapun	Islam	
	Japanese	Malaysia	Southeast Asia	15,000	1.50%	LR	Japanese	Buddhism	
	Javanese, Orang Jawa	Malaysia	Southeast Asia	679,000	14%		Javanese	Islam	
	Jehai	Malaysia	Southeast Asia	1,600	33%		Jehai	Ethnic Religions	
	Kadazan, Central	Malaysia	Southeast Asia	34,000	30%		Kadazan Dusun	Ethnic Religions	
	Kadazan, Eastern	Malaysia	Southeast Asia	30,000	60%		Kadazan, Labuk-Kina.	Christianity	
	Kadazan, Klias River	Malaysia	Southeast Asia	2,100	20%		Kadazan, Klias River	Ethnic Religions	
	Kanarese	Malaysia	Southeast Asia	60,000	3%	LR	Kannada	Hinduism	
	Kanowit	Malaysia	Southeast Asia	500	2%	LR	Melanau,Kanowit-Tanj.	Ethnic Religions	Javanese, Orang Jawa

Pray Daily:	People Group Name:	Country Name:	Area-Region Name:	People Group Population:	%Percent Christian:	LR FR	Primary Language:	Primary Religion:	People Group Photos:
20 Nov.	Kayaman	Malaysia	Southeast Asia	1,100	4%	LR	Kajaman	Ethnic Religions	
	Kayan, Baram	Malaysia	Southeast Asia	11,000	80%		Kayan, Baram	Christianity	
	Kelabit	Malaysia	Southeast Asia	5,800	60%		Kelabit	Christianity	
	Kensiu	Malaysia	Southeast Asia	300	1.30%	LR	Kensiu	Ethnic Religions	
	Kenyah, Kelinyau	Malaysia	Southeast Asia	16,000	75%		Kenyah, Mainstream	Christianity	
	Kenyah, Sibop	Malaysia	Southeast Asia	4,800	10%		Sebop	Islam	
	Kenyah, Tutoh	Malaysia	Southeast Asia	1,600	75%		Long Wat	Christianity	
	Kenyah, Upper Baram	Malaysia	Southeast Asia	26,000	80%		Kenyah, Mainstream	Christianity	
	Kenyah, Wahau	Malaysia	Southeast Asia	1,200	72%		Kenyah, Wahau	Christianity	
	Kenyah, Western	Malaysia	Southeast Asia	3,400	60%		Uma' Lasan	Christianity	
21 Nov.	Kimaragan, Tandek	Malaysia	Southeast Asia	25,000	60%		Kimaragang	Christianity	Kayan, Baram
	Kinabatangan, Upper	Malaysia	Southeast Asia	15,000	50%		Kinabatangan,Upper	Christianity	
	Kintaq	Malaysia	Southeast Asia	100	1.20%	LR	Kintaq	Ethnic Religions	
	Kota Marudu Tinagas	Malaysia	Southeast Asia	3,000	22%		Kadazan Dusun	Ethnic Religions	
	Kristang	Malaysia	Southeast Asia	15,000	90%		MalaccanCreolePortug.	Christianity	
	Lahanan	Malaysia	Southeast Asia	800	90%		Lahanan	Christianity	
	Lakiput	Malaysia	Southeast Asia	3,100	65%		Kiput	Christianity	
	Lamaholot	Malaysia	Southeast Asia	48,000	65%		Lamaholot	Christianity	
	Lanas Lobu	Malaysia	Southeast Asia	5,300	20%		Lobu, Lanas	Ethnic Religions	
	Land Dayak, Biatah	Malaysia	Southeast Asia	94,000	65%		Bidayuh, Biatah	Christianity	Land Dayak, Biatah
22 Nov.	Land Dayak, Lara	Malaysia	Southeast Asia	17,000	10%		Bakati', Rara	Ethnic Religions	
	Lanoh	Malaysia	Southeast Asia	400	1%	LR	Lanoh	Ethnic Religions	
	Lundayeh, Lun Bawang	Malaysia	Southeast Asia	28,000	80%		Lun Bawang	Christianity	
	Mah Meri, Besisi	Malaysia	Southeast Asia	4,100	1%	LR	Mah Meri	Ethnic Religions	
	Malay	Malaysia	Southeast Asia	13,192,000	0.60%	LR	Malay	Islam	
	Malay, Cocos Islands	Malaysia	Southeast Asia	5,900	0%	FR	Malay	Islam	
	Malayali, Malayalam	Malaysia	Southeast Asia	353,000	23%		Malay	Islam	
	Mamak, Talang	Malaysia	Southeast Asia	127,000	0%	FR	Malay	Islam	Malay
	Mandailing	Malaysia	Southeast Asia	31,000	0%	FR	Batak Mandailing	Islam	
23 Nov.	Melanau	Malaysia	Southeast Asia	141,000	5%		Melanau, Central	Islam	
	Mendriq	Malaysia	Southeast Asia	200	2%	LR	Minriq	Ethnic Religions	
	Millikin	Malaysia	Southeast Asia	4,900	18%		Remun	Ethnic Religions	
	Minangkabau,OrangNegeri	Malaysia	Southeast Asia	955,000	0%	FR	Malay	Islam	
	Mintil	Malaysia	Southeast Asia	200	0%	FR	Mintil	Ethnic Religions	
	Molbog	Malaysia	Southeast Asia	2,600	0%	FR	Molbog	Islam	
	Murik Kayan	Malaysia	Southeast Asia	3,100	4%	LR	Murik	Ethnic Religions	
	Murut, Kalabakan	Malaysia	Southeast Asia	3,300	10%		Murut, Kalabakan	Ethnic Religions	
	Murut, Keningau	Malaysia	Southeast Asia	9,700	55%		Murut, Keningau	Christianity	Minangkabau, OrangN.

Pray Daily:	People Group Name:	Country Name:	Area-Region Name:	People Group Population:	%Percent Christian:	LR FR	Primary Language:	Primary Religion:	People Group Photos:
24 Nov.	Murut, Okolod	Malaysia	Southeast Asia	2,300	15%		Okolod	Ethnic Religions	
	Murut, Paluan	Malaysia	Southeast Asia	4,800	8%		Murut, Paluan	Islam	
	Murut, Pandewan	Malaysia	Southeast Asia	1,800	6%		Murut, Paluan	Ethnic Religions	
	Murut, Selungai	Malaysia	Southeast Asia	900	15%		Murut, Selungai	Ethnic Religions	
	Murut, Sembakung	Malaysia	Southeast Asia	2,900	12%		Murut,Sembakung	Ethnic Religions	
	Murut, Serudung	Malaysia	Southeast Asia	1,100	8%		Murut, Serudung	Ethnic Religions	
	Murut, Tagal	Malaysia	Southeast Asia	53,000	70%		Murut, Tahol	Christianity	
	Murut, Timogun	Malaysia	Southeast Asia	10,000	65%		Murut, Timugon	Christianity	
	Narom	Malaysia	Southeast Asia	4,400	4%	LR	Narom	Islam	Murut, Okolod
	Nepali, general	Malaysia	Southeast Asia	238,000	2%	LR	Nepali	Hinduism	
25 Nov.	Orang Kanaq	Malaysia	Southeast Asia	200	4%	LR	Malay	Ethnic Religions	
	Orang Seletar	Malaysia	Southeast Asia	1,900	5%		Orang Seletar	Ethnic Religions	
	Pashtun, Northern	Malaysia	Southeast Asia	6,100	0%	FR	Pashto, Northern	Islam	
	Penan	Malaysia	Southeast Asia	11,000	5%	LR	Penan, Eastern	Ethnic Religions	
	Penan-Nibong	Malaysia	Southeast Asia	4,200	0%	FR	Penan, Western	Ethnic Religions	
	Persian	Malaysia	Southeast Asia	42,000	3%	LR	Persian, Iranian	Islam	
	Punan Bah-Biau	Malaysia	Southeast Asia	1,200	16%		Penan, Bah-Biau	Ethnic Religions	
	Punjabi	Malaysia	Southeast Asia	69,000	0%	FR	Punjabi, Eastern	Sikh	Nepali, general
	Rejang Kayan, Lisum	Malaysia	Southeast Asia	8,300	18%		Kayan, Rejang	Ethnic Religions	
	Rohingya	Malaysia	Southeast Asia	91,000	0%	FR	Rohingya	Islam	
26 Nov.	Sa'ban	Malaysia	Southeast Asia	1,600	70%		Sa'ban	Christianity	
	Sabum	Malaysia	Southeast Asia	1,200	0.60%	LR	Malay, Ambonese	Ethnic Religions	
	Sama Bangingi, N. Sama	Malaysia	Southeast Asia	5,400	0%	FR	Sama, Balangingih	Islam	
	Sama, Southern	Malaysia	Southeast Asia	19,000	0%	FR	Sama, Southern	Islam	
	Sama-Bajau	Malaysia	Southeast Asia	20,000	1%	LR	Sama, Central	Ethnic Religions	
	Sea Dayak, Iban	Malaysia	Southeast Asia	727,000	42%		Iban	Ethnic Religions	
	Sebuyau	Malaysia	Southeast Asia	9,500	6%		Sebuyau	Ethnic Religions	
	Sekapan	Malaysia	Southeast Asia	2,100	40%		Sekapan	Ethnic Religions	
	Semai, Central Sakai	Malaysia	Southeast Asia	59,000	6%		Semai	Ethnic Religions	Persian
27 Nov.	Semelai	Malaysia	Southeast Asia	7,500	5%	LR	Semelai	Ethnic Religions	
	Semnam	Malaysia	Southeast Asia	1,000	0%	FR	Semnam	Ethnic Religions	
	Semoq Beri	Malaysia	Southeast Asia	2,400	3%	LR	Semaq Beri	Ethnic Religions	
	Sian	Malaysia	Southeast Asia	70	4%	LR	Sian	Ethnic Religions	
	Siduan	Malaysia	Southeast Asia	1,200	3%	LR	Melanau, Sibu	Islam	
	Sinabu	Malaysia	Southeast Asia	1,000	42%		Kinabatangan,Upper	Christianity	
	Sindhi	Malaysia	Southeast Asia	30,000	1%	LR	Sindhi	Hinduism	
	Sinhalese	Malaysia	Southeast Asia	4,400	2%	LR	Sinhala	Buddhism	
	Sino-Native	Malaysia	Southeast Asia	30,000	8%		Chinese, Mandarin	Ethnic Religions	Sebuyau

Pray Daily:	People Group Name:	Country Name:	Area-Region Name:	People Group Population:	%Percent Christian:	LR FR	Primary Language:	Primary Religion:	People Group Photos:
28 Nov.	Sonsogon	Malaysia	Southeast Asia	4,900	5%	LR	Kimaragang	Ethnic Religions	
	South Asian, Bengali	Malaysia	Southeast Asia	83,000	0%	FR	Bengali	Islam	
	South Asian, Telugu	Malaysia	Southeast Asia	120,000	4%	FR	Telugu	Hinduism	
	Straits Chinese, Baba Creole	Malaysia	Southeast Asia	259,000	5%		Malay, Baba	Ethnic Religions	
	Tambanua, Paitan	Malaysia	Southeast Asia	15,000	20%		Tombonuo	Islam	
	Tamil, Hindu	Malaysia	Southeast Asia	1,904,000	6%		Tamil	Hinduism	
	Tamil, Jaffna	Malaysia	Southeast Asia	33,000	0%	FR	Tamil	Hinduism	
	Tampias Lobu	Malaysia	Southeast Asia	4,200	18%		Lobu, Tampias	Ethnic Religions	
	Tatana	Malaysia	Southeast Asia	23,000	14%		Tatana	Ethnic Religions	South Asia, Bengali
	Tausug, Sulu	Malaysia	Southeast Asia	221,000	0.01%	LR	Tausug	Islam	
29 Nov.	Temiar	Malaysia	Southeast Asia	30,000	7%		Temiar	Ethnic Religions	
	Temoq	Malaysia	Southeast Asia	800	1%	LR	Malay	Ethnic Religions	
	Temuan, Benua	Malaysia	Southeast Asia	30,000	5.80%		Temuan	Ethnic Religions	
	Thai	Malaysia	Southeast Asia	30,000	0.50%	LR	Thai	Buddhism	
	Thai, Southern	Malaysia	Southeast Asia	4,200	0%	FR	Thai, Southern	Buddhism	
	Thai, Tak Bai	Malaysia	Southeast Asia	4,200	0%	FR	Thai, Southern	Buddhism	
	Tidung, Northern	Malaysia	Southeast Asia	21,000	14%		Tidung, Northern	Ethnic Religions	
	Tidung, Southern	Malaysia	Southeast Asia	3,200	12%		Tidung, Southern	Ethnic Religions	
	Tobilung	Malaysia	Southeast Asia	11,000	40%		Tobilung	Ethnic Religions	South Asia, Telugu
	Tonga	Malaysia	Southeast Asia	200	0%	FR	Ten'edn	Ethnic Religions	
30 Nov.	Tring	Malaysia	Southeast Asia	800	4%	LR	Tring	Ethnic Religions	
	Tringgus	Malaysia	Southeast Asia	1,000	10%		Bidayuh,Tringgus-Sem.	Ethnic Religions	
	Tungara	Malaysia	Southeast Asia	2,500	60%		Murut, Bookan	Christianity	
	Tutong, Bisayan	Malaysia	Southeast Asia	25,000	20%		Bisaya, Brunei	Ethnic Religions	
	Ukit	Malaysia	Southeast Asia	300	3%	LR	Ukit	Ethnic Religions	
	Urdu	Malaysia	Southeast Asia	15,000	0%	FR	Urdu	Islam	
	Vietnamese	Malaysia	Southeast Asia	103,000	8%		Vietnamese	Buddhism	
	Wolio	Malaysia	Southeast Asia	18,000	0%	FR	Wolio	Islam	StraitsChin.BabaCreole
	Yakan	Malaysia	Southeast Asia	1,200	0%	FR	Yakan	Islam	
1 Dec.	Aggay	Philippines	Southeast Asia	1,500	20%		Atta, Pamplona	Ethnic Religions	
	Agta, Alabat Island	Philippines	Southeast Asia	80	8%		Tagalog	Ethnic Religions	
	Agta, Camarines Norte	Philippines	Southeast Asia	4,600	60%		Manide	Christianity	
	Agta, Central Cagayan	Philippines	Southeast Asia	1,100	12%		Agta, Central Cagayan	Ethnic Religions	
	Agta, Dupaninan	Philippines	Southeast Asia	1,900	10%		Agta, Dupaninan	Ethnic Religions	
	Agta, Isarog	Philippines	Southeast Asia	1,100	8%		Bikol, Central	Ethnic Religions	
	Agta, Kabaloan	Philippines	Southeast Asia	900	4%	LR	Agta, Casiguran Dum.	Ethnic Religions	
	Agta, Mt. Iraya	Philippines	Southeast Asia	500	95%		Agta, Mt. Iraya	Christianity	
	Agta, Mt. Iriga	Philippines	Southeast Asia	3,600	70%		Agta, Mt. Iriga	Christianity	Tamil, Hindu

Pray Daily:	People Group Name:	Country Name:	Area-Region Name:	People Group Population:	%Percent Christian:	LR FR	Primary Language:	Primary Religion:	People Group Photos:
2 Dec.	Agta, Pahanan	Philippines	Southeast Asia	2,000	20%		Agta, Pahanan	Ethnic Religions	
	Agta, Remontado	Philippines	Southeast Asia	3,700	28%		Dumagat, Remontado	Ethnic Religions	
	Agta, Umiray	Philippines	Southeast Asia	5,000	8%		Agta, Umiray Dumaget	Ethnic Religions	
	Agutaynon	Philippines	Southeast Asia	19,000	90%		Agutaynen	Christianity	
	Aklano	Philippines	Southeast Asia	652,000	97%		Aklanon	Christianity	
	Alangan	Philippines	Southeast Asia	3,000	70%		Alangan	Christianity	
	Alta, Northern	Philippines	Southeast Asia	600	10%		Alta, Northern	Ethnic Religions	
	Americans, U.S.	Philippines	Southeast Asia	167,000	80%		English	Christianity	
	Arab	Philippines	Southeast Asia	33,000	2%	LR	Arabic,Mesopotamian	Islam	
	Arta	Philippines	Southeast Asia	200	60%		Agta, Casiguran Duma.	Christianity	Ayta, Abellen
3 Dec.	Atta, Pudtol	Philippines	Southeast Asia	1,000	6%		Atta, Pudtol	Ethnic Religions	
	Atta, Southern	Philippines	Southeast Asia	900	4%	LR	Atta, Faire	Ethnic Religions	
	Ayta, Abellen	Philippines	Southeast Asia	6,200	35%		Ayta, Abellen	Ethnic Religions	
	Ayta, Ambala	Philippines	Southeast Asia	3,300	14%		Ayta, Ambala	Ethnic Religions	
	Ayta, Bataan	Philippines	Southeast Asia	1,200	8%		Ayta, Magbukun	Ethnic Religions	
	Ayta, Mag-Antsi	Philippines	Southeast Asia	14,000	40%		Ayta, Mag-antsi	Ethnic Religions	
	Ayta, Mag-Indi	Philippines	Southeast Asia	45,000	35%		Ayta, Mag-Indi	Ethnic Religions	
	Ayta, Sorsogon	Philippines	Southeast Asia	200	65%		Tagalog	Christianity	
	Bagobo, Giangan	Philippines	Southeast Asia	100,000	41%		Giangan	Ethnic Religions	Ayta, Mag-Antsi
	Balangao Bontoc	Philippines	Southeast Asia	31,000	34%		Balangao	Ethnic Religions	
4 Dec.	Bantayanon	Philippines	Southeast Asia	90,000	85%		Bantayanon	Christianity	
	Bantuanon, Banton	Philippines	Southeast Asia	89,000	95%		Bantoanon	Christianity	
	Basque	Philippines	Southeast Asia	11,000	93%		Basque	Christianity	
	Baybayanon	Philippines	Southeast Asia	12,000	75%		Baybayanon	Christianity	
	Bikol, Buhi'non	Philippines	Southeast Asia	84,000	90%		Bikol, Buhi'non	Christianity	
	Bikol, Catanduanes	Philippines	Southeast Asia	196,000	95%		Bikol, S. Catanduanes	Christianity	
	Bikol, Central	Philippines	Southeast Asia	4,543,000	99%		Bikol, Central	Christianity	
	Bikol, Iriga	Philippines	Southeast Asia	463,000	96%		Bikol, Rinconada	Christianity	
	Bikol, Libon	Philippines	Southeast Asia	83,000	90%		Bikol, Libon	Christianity	Bagobo, Giangan
5 Dec.	Bikol, Miraya	Philippines	Southeast Asia	361,000	95%		Bikol, Miraya	Christianity	
	Bikol, Northern	Philippines	Southeast Asia	233,000	97%		Sorsoganon, N.	Christianity	
	Bikol, North. Catanduanes	Philippines	Southeast Asia	94,000	95%		Bikol, N. Catanduanes	Christianity	
	Bikol, Southern	Philippines	Southeast Asia	489,000	95%		Sorsoganon, S.	Christianity	
	Bikol, West Albay	Philippines	Southeast Asia	312,000	95%		Bikol, West Albay	Christianity	
	Blaan, Davao	Philippines	Southeast Asia	60,000	40%		Blaan, Koronadal	Ethnic Religions	
	Blaan, Koronadal	Philippines	Southeast Asia	128,000	35%		Blaan, Koronadal	Ethnic Religions	
	Blaan, Sarangani	Philippines	Southeast Asia	133,000	90%		Blaan, Sarangani	Christianity	
	Bolinao Sambal	Philippines	Southeast Asia	131,000	95%		Bolinao	Christianity	Bolinao Sambal

Pray Daily:	People Group Name:	Country Name:	Area-Region Name:	People Group Population:	%Percent Christian:	LR FR	Primary Language:	Primary Religion:	People Group Photos:
6 Dec.	Bontoc, Central	Philippines	Southeast Asia	24,000	42%		Bontok, Central	Ethnic Religions	
	Bontoc, Eastern	Philippines	Southeast Asia	7,700	11%		Bontok, Eastern	Ethnic Religions	
	Bontoc, Northern	Philippines	Southeast Asia	12,000	12%		Bontok, Northern	Ethnic Religions	
	Bontoc, Southern	Philippines	Southeast Asia	3,400	15%		Bontok, Southern	Ethnic Religions	
	Bontoc, Southwestern	Philippines	Southeast Asia	3,100	16%		Bontok,Southwest.	Ethnic Religions	
	British	Philippines	Southeast Asia	18,000	60%		English	Christianity	
	Bugkalot	Philippines	Southeast Asia	92,000	27%		Bogkalot	Ethnic Religions	
	Buhid, Bukil	Philippines	Southeast Asia	14,000	55%		Buhid	Christianity	
	Butuanon	Philippines	Southeast Asia	63,000	95%		Butuanon	Christianity	
	Caluyanhon	Philippines	Southeast Asia	50,000	95%		Caluyanun	Christianity	Cebuano
7 Dec.	Capisano	Philippines	Southeast Asia	936,000	99%		Capiznon	Christianity	
	Cebuano	Philippines	Southeast Asia	22,889,000	99%		Cebuano	Christianity	
	Chabakano Creole	Philippines	Southeast Asia	1,111,000	95%		Chavacano	Christianity	
	Cuyonon	Philippines	Southeast Asia	227,000	95%		Cuyonon	Christianity	
	Davaweno	Philippines	Southeast Asia	268,000	95%		Davawenyo	Christianity	
	Deaf	Philippines	Southeast Asia	833,000	92.25%		Filipino Sign Lang.	Christianity	
	Eskayan	Philippines	Southeast Asia	3,400	75%		Cebuano	Christianity	
	Filipino, Mestizo	Philippines	Southeast Asia	3,331,000	97%		Tagalog	Christianity	
	Filipino-Chinese, Mestizo	Philippines	Southeast Asia	555,000	96%		Tagalog	Christianity	Filipino-Chin.,Mestizo
	Filipinos,Spanish-speak.	Philippines	Southeast Asia	4,900	92%		Spanish	Christianity	
8 Dec.	Ga'dang, Baliwon	Philippines	Southeast Asia	8,500	9%		Ga'dang	Ethnic Religions	
	Gaddang, Cagayan	Philippines	Southeast Asia	63,000	90%		Gaddang	Christianity	
	Han Chinese, Cantonese	Philippines	Southeast Asia	14,000	82%		Chinese, Yue	Christianity	
	Han Chinese, Mandarin	Philippines	Southeast Asia	1,100	9%		Chinese, Mandarin	Non-Religious	
	Han Chinese, Min Nan	Philippines	Southeast Asia	1,192,000	83%		Chinese, Min Nan	Christianity	
	Hanunoo	Philippines	Southeast Asia	23,000	4%	LR	Hanunoo	Ethnic Religions	
	Hiligaynon	Philippines	Southeast Asia	8,284,000	99%		Hiligaynon	Christianity	
	Ibanag, Ybanag	Philippines	Southeast Asia	909,000	97%		Ibanag	Christianity	Hiligaynon
	Ibatan, Babuyan Island	Philippines	Southeast Asia	1,700	90%		Ibatan	Christianity	
9 Dec.	Ifugao, Amganad	Philippines	Southeast Asia	36,000	8%		Ifugao, Amganad	Ethnic Religions	
	Ifugao, Batad	Philippines	Southeast Asia	14,000	10%		Ifugao, Batad	Ethnic Religions	
	Ifugao, Mayoyao	Philippines	Southeast Asia	38,000	40%		Ifugao, Mayoyao	Ethnic Religions	
	Ilocano	Philippines	Southeast Asia	10,025,000	99%		Ilocano	Christianity	
	Indonesian	Philippines	Southeast Asia	56,000	17%		Indonesian	Islam	
	Inibaloi, Nabaloi	Philippines	Southeast Asia	203,000	30%		Ibaloi	Ethnic Religions	
	Insinai, Isnay	Philippines	Southeast Asia	13,000	90%		Isinay	Christianity	
	Iranun	Philippines	Southeast Asia	268,000	0%	FR	Iranun	Islam	
	Iraya, Alag-bako	Philippines	Southeast Asia	18,000	10%		Iraya	Ethnic Religions	Iranun

Pray Daily:	People Group Name:	Country Name:	Area-Region Name:	People Group Population:	%Percent Christian:	LR FR	Primary Language:	Primary Religion:	People Group Photos:
10 Dec.	Isneg, Dibagat-Kabugao	Philippines	Southeast Asia	600	45%		Isnag	Ethnic Religions	
	Itawit, Tawit	Philippines	Southeast Asia	217,000	95%		Itawit	Christianity	
	Itneg, Adasen Tinguian	Philippines	Southeast Asia	6,200	17%		Adasen	Ethnic Religions	
	Itneg, Banaos	Philippines	Southeast Asia	4,900	12%		Itneg, Banao	Ethnic Religions	
	Itneg, Binongan Tinguian	Philippines	Southeast Asia	10,000	16%		Itneg, Binongan	Ethnic Religions	
	Itneg, Inlaod	Philippines	Southeast Asia	12,000	40%		Itneg, Inlaod	Ethnic Religions	
	Itneg, Masadiit	Philippines	Southeast Asia	10,000	47%		Itneg, Masadiit	Ethnic Religions	
	Itneg, Moyadan	Philippines	Southeast Asia	17,000	80%		Itneg, Moyadan	Christianity	
	Itneg, Southern	Philippines	Southeast Asia	25,000	57%		Itneg, Maeng	Christianity	
	Ivatan	Philippines	Southeast Asia	53,000	95%		Ivatan	Christianity	Itneg, Adasen Tinguian
11 Dec.	Iwaak	Philippines	Southeast Asia	4,800	7%		I-Wak	Ethnic Religions	
	Jama Mapun, Bajau Kagayan	Philippines	Southeast Asia	51,000	0%	FR	Mapun	Islam	
	Japanese	Philippines	Southeast Asia	4,600	2%	LR	Japanese	Buddhism	
	Jew, Tagalog speaking	Philippines	Southeast Asia	100	0%	FR	Tagalog	Judaism	
	Kabulowan Dumagat	Philippines	Southeast Asia	900	15%		Alta, Southern	Ethnic Religions	
	Kagayanen	Philippines	Southeast Asia	38,000	90%		Kagayanen	Christianity	
	Kalagan	Philippines	Southeast Asia	97,000	3%	LR	Kalagan	Islam	
	Kalagan, Kaagan	Philippines	Southeast Asia	14,000	30%		Kalagan, Kagan	Ethnic Religions	
	Kalagan, Tagakaulu	Philippines	Southeast Asia	143,000	25%		Tagakaulo	Ethnic Religions	Kalagan
	Kalanguya, Kayapa	Philippines	Southeast Asia	106,000	33%		Kalanguya	Ethnic Religions	
12 Dec.	Kalanguya, Keley-I	Philippines	Southeast Asia	12,000	11%		Kallahan, Keley-I	Ethnic Religions	
	Kalanguya, Tinoc	Philippines	Southeast Asia	14,000	40%		Kalanguya	Ethnic Religions	
	Kalinga, Butbut	Philippines	Southeast Asia	18,000	60%		Kalinga, Butbut	Christianity	
	Kalinga, Lubuagan	Philippines	Southeast Asia	36,000	8%		Kalinga, Lubuagan	Ethnic Religions	
	Kalinga, Mabaka Valley	Philippines	Southeast Asia	11,000	6%		Kalinga, Mabaka Valley	Ethnic Religions	
	Kalinga, Madukayang	Philippines	Southeast Asia	2,700	75%		Kalinga, Majukayang	Christianity	
	Kalinga, Northern	Philippines	Southeast Asia	15,000	15%		Kalinga, Limos	Ethnic Religions	
	Kalinga, Southern	Philippines	Southeast Asia	19,000	8%		Kalinga, Southern	Ethnic Religions	Kalinga, Lubuagan
	Kalinga, Tanudan	Philippines	Southeast Asia	17,000	12%		Kalinga, Tanudan	Ethnic Religions	
13 Dec.	Kamayo	Philippines	Southeast Asia	526,000	90%		Kamayo	Christianity	
	Kankanaey, Kibungan	Philippines	Southeast Asia	266,000	45%		Kankanaey	Ethnic Religions	
	Kankanay, Northern	Philippines	Southeast Asia	137,000	26%		Kankanay, North.	Ethnic Religions	
	Karao	Philippines	Southeast Asia	2,400	8%		Karao	Ethnic Religions	
	Karolanos	Philippines	Southeast Asia	22,000	80%		Binukidnon, North.	Christianity	
	Kasiguranin	Philippines	Southeast Asia	26,000	90%		Kasiguranin	Christianity	
	Kiangan Ifugao, Gilipanes	Philippines	Southeast Asia	44,000	11%		Ifugao, Tuwali	Ethnic Religions	
	Kinabalian	Philippines	Southeast Asia	17,000	80%		Kinabalian	Christianity	
	Kinaray-A	Philippines	Southeast Asia	627,000	99%		Kinaray-A	Christianity	Kamayo

Pray Daily:	People Group Name:	Country Name:	Area-Region Name:	People Group Population:	%Percent Christian:	LR FR	Primary Language:	Primary Religion:
14 Dec.	Korean	Philippines	Southeast Asia	33,000	31%		Korean	Christianity
	Looknon	Philippines	Southeast Asia	126,000	95%		Inonhan	Christianity
	Magahat, Karolanos	Philippines	Southeast Asia	11,000	40%		Binukidnon,South.	Ethnic Religions
	Maguindanao	Philippines	Southeast Asia	1,321,000	0.10%	FR	Maguindanaon	Islam
	Malaweg	Philippines	Southeast Asia	26,000	90%		Itawit	Christianity
	Malaynon	Philippines	Southeast Asia	24,000	95%		Malaynon	Christianity
	Mandaya	Philippines	Southeast Asia	274,000	9%		Mandaya	Ethnic Religions
	Mandaya, Karaga	Philippines	Southeast Asia	6,100	4%	LR	Mandaya	Ethnic Religions
	Mandaya, Sangab	Philippines	Southeast Asia	11,000	14%		Mandaya	Ethnic Religions
	Manobo, Agusan	Philippines	Southeast Asia	77,000	8%		Manobo, Agusan	Ethnic Religions
15 Dec.	Manobo, Ata	Philippines	Southeast Asia	39,000	9%		Manobo, Ata	Ethnic Religions
	Manobo, Binukid	Philippines	Southeast Asia	195,000	40%		Binukid	Ethnic Religions
	Manobo, Blit	Philippines	Southeast Asia	2,400	30%		Manobo, Cotabato	Ethnic Religions
	Manobo, Cinamiguin	Philippines	Southeast Asia	39,000	40%		Manobo, Kinamiging	Ethnic Religions
	Manobo, Cotabato	Philippines	Southeast Asia	35,000	4%	LR	Manobo, Cotabato	Ethnic Religions
	Manobo, Dibabawon	Philippines	Southeast Asia	24,000	12%		Manobo, Dibabawon	Ethnic Religions
	Manobo, Higaunon	Philippines	Southeast Asia	48,000	10%		Higaonon	Ethnic Religions
	Manobo, Ilianen	Philippines	Southeast Asia	21,000	11%		Manobo, Ilianen	Ethnic Religions
	Manobo, Matigsalug	Philippines	Southeast Asia	46,000	6%		Manobo, Matigsalug	Ethnic Religions
	Manobo, Obo Kidapawan	Philippines	Southeast Asia	75,000	7%		Manobo, Obo	Ethnic Religions
16 Dec.	Manobo, Pulangiyen	Philippines	Southeast Asia	9,700	25%		Manobo,W.Bukidnon	Ethnic Religions
	Manobo,Rajah Kabungsuan	Philippines	Southeast Asia	11,000	45%		Manobo, Rajah Kabun.	Ethnic Religions
	Manobo, Sarangani	Philippines	Southeast Asia	83,000	40%		Manobo, Sarangani	Ethnic Religions
	Manobo, Talaandig	Philippines	Southeast Asia	7,400	25%		Manobo,W.Bukidnon	Ethnic Religions
	Manobo, Tigwahanon	Philippines	Southeast Asia	13,000	25%		Manobo, Matigsalug	Ethnic Religions
	Manobo, Umayamnon	Philippines	Southeast Asia	7,200	3%	LR	Manobo, Agusan	Ethnic Religions
	Mansaka	Philippines	Southeast Asia	85,000	6%		Mansaka	Ethnic Religions
	Maranao, Lanao	Philippines	Southeast Asia	1,402,000	2%	LR	Maranao	Islam
	Masbateno	Philippines	Southeast Asia	963,000	96%		Masbatenyo	Christianity
17 Dec.	Molbog	Philippines	Southeast Asia	24,000	0%	FR	Molbog	Islam
	Negrito, Aeta Zambal	Philippines	Southeast Asia	48,000	7%		Sambal, Botolan	Ethnic Religions
	Negrito, Ati	Philippines	Southeast Asia	12,000	9%		Ati	Ethnic Religions
	Negrito, Mamanwa	Philippines	Southeast Asia	9,400	2%	LR	Mamanwa	Ethnic Religions
	Negrito, Palawan Batak	Philippines	Southeast Asia	3,700	7%		Batak	Ethnic Religions
	Palawano, Brooke's Point	Philippines	Southeast Asia	13,000	5%	LR	Palawano, Brooke's P.	Ethnic Religions
	Palawano, Central	Philippines	Southeast Asia	13,000	40%		Palawano, Central	Ethnic Religions
	Palawano, Southwest	Philippines	Southeast Asia	16,000	10%		Palawano,Southwest	Ethnic Religions
	Pampango, Pampaneno	Philippines	Southeast Asia	2,461,000	99%		Pampangan	Christianity

People Group Photos:

Maguindanao

Manobo, Agusan

Maranao, Lanao

Palawano, SW.

Pray Daily:	People Group Name:	Country Name:	Area-Region Name:	People Group Population:	%Percent Christian:	LR FR	Primary Language:	Primary Religion:	People Group Photos:
18 Dec.	Pangasinese	Philippines	Southeast Asia	1,509,000	99%		Pangasinan	Christianity	
	Paranan	Philippines	Southeast Asia	18,000	90%		Paranan	Christianity	
	Porohanon	Philippines	Southeast Asia	34,000	95%		Porohanon	Christianity	
	Ratagnon	Philippines	Southeast Asia	2,300	55%		Tagalog	Christianity	
	Romblon	Philippines	Southeast Asia	110,000	98%		Romblomanon	Christianity	
	Sama Bangingi, N. Sama	Philippines	Southeast Asia	100,000	0%	FR	Sama, Balangingih	Islam	
	Sama Pangutaran	Philippines	Southeast Asia	52,000	0.20%	LR	Sama, Pangutaran	Islam	
	Sama, Abaknon	Philippines	Southeast Asia	32,000	80%		Inabaknon	Christianity	
	Sama, Southern	Philippines	Southeast Asia	253,000	0%	FR	Sama, Southern	Islam	Subanen, Central
	Sama-Bajau	Philippines	Southeast Asia	132,000	5%	LR	Sama, Central	Ethnic Religions	
19 Dec.	Sambal	Philippines	Southeast Asia	103,000	90%		Sambal	Christianity	
	Sangil	Philippines	Southeast Asia	9,800	2%	LR	Sangil	Islam	
	Sangir, Sangihe	Philippines	Southeast Asia	123,000	98%		Sangir	Christianity	
	Sindhi	Philippines	Southeast Asia	31,000	4%	LR	Sindhi	Islam	
	South Asian, general	Philippines	Southeast Asia	4,400	2%	LR	Hindi	Hinduism	
	Subanen, Central	Philippines	Southeast Asia	205,000	40%		Subanen, Central	Ethnic Religions	
	Subanen, Eastern	Philippines	Southeast Asia	8,100	10%		Subanen, Eastern	Ethnic Religions	
	Subanen, Lapuyan	Philippines	Southeast Asia	61,000	14%		Subanen, Southern	Ethnic Religions	
	Subanen, Tuboy	Philippines	Southeast Asia	103,000	2%	LR	Subanen, North.	Ethnic Religions	Subanen, Tuboy
	Subanon, Kolibugan	Philippines	Southeast Asia	31,000	25%		Subanon, Kolibugan	Islam	
20 Dec.	Subanon, West. Kalibugan	Philippines	Southeast Asia	147,000	60%		Subanon, Western	Christianity	
	Sulod	Philippines	Southeast Asia	32,000	28%		Sulod	Ethnic Religions	
	Surigaonon	Philippines	Southeast Asia	481,000	97%		Surigaonon	Christianity	
	Tadyawan	Philippines	Southeast Asia	3,600	4%	LR	Tadyawan	Ethnic Religions	
	Tagabawa Bagobo	Philippines	Southeast Asia	66,000	24%		Tagabawa	Ethnic Religions	
	Tagalog	Philippines	Southeast Asia	31,140,000	99%		Tagalog	Christianity	
	Tagbanwa, Aborlan	Philippines	Southeast Asia	14,000	15%		Tagbanwa	Ethnic Religions	
	Tagbanwa, Central	Philippines	Southeast Asia	4,100	5%	LR	Cuyonon	Ethnic Religions	
	Tagbanwa, Kalamian Baras	Philippines	Southeast Asia	13,000	7%		Tagbanwa, Calamian	Ethnic Religions	Tagalog
21 Dec.	Tandaganon	Philippines	Southeast Asia	120,000	95%		Tandaganon	Christianity	
	Tau't Batu	Philippines	Southeast Asia	500	5%	LR	Palawano, Central	Ethnic Religions	
	Tausug, Moro Joloano	Philippines	Southeast Asia	1,320,000	2%	LR	Tausug	Islam	
	Tawbuid, Eastern	Philippines	Southeast Asia	1,600	85%		Tawbuid, Eastern	Christianity	
	Tawbuid, Western	Philippines	Southeast Asia	10,000	85%		Tawbuid, Western	Christianity	
	Teduray	Philippines	Southeast Asia	71,000	20%		Tiruray	Ethnic Religions	
	Tiboli, Kiamba	Philippines	Southeast Asia	140,000	24%		Tboli	Ethnic Religions	
	Waray-Waray, Binisaya	Philippines	Southeast Asia	3,709,000	99%		Waray-Waray	Christianity	
	Yakan	Philippines	Southeast Asia	192,000	0.15%	LR	Yakan	Islam	
	Yogad	Philippines	Southeast Asia	29,000	15%		Yogad	Ethnic Religions	Waray-Waray,Binisaya

Pray Daily:	People Group Name:	Country Name:	Area-Region Name:	People Group Population:	%Percent Christian:	LR FR	Primary Language:	Primary Religion:	People Group Photos:
22 Dec.	Americans, U.S.	Singapore	Southeast Asia	8,300	80%		English	Christianity	
	Anglo-Australian	Singapore	Southeast Asia	2,800	70%		English	Christianity	
	Anglo-New Zealander	Singapore	Southeast Asia	2,900	58%		English	Christianity	
	Arab, Egyptian	Singapore	Southeast Asia	11,000	12%		Arabic, Egyptian	Islam	
	Armenian	Singapore	Southeast Asia	600	94%		Armenian	Christianity	
	Batak, Toba	Singapore	Southeast Asia	1,100	92%		Batak Toba	Christianity	
	Bawean, Madurese	Singapore	Southeast Asia	29,000	2%	LR	Madura	Islam	
	Bazaar Low Malay Creole	Singapore	Southeast Asia	11,000	0%	FR	Malay	Islam	
	British	Singapore	Southeast Asia	56,000	60%		English	Christianity	
23 Dec.	Buginese	Singapore	Southeast Asia	11,000	1.50%	LR	Bugis	Islam	Gujarati
	Burmese	Singapore	Southeast Asia	20,000	0.03%	FR	Burmese	Buddhism	
	Deaf	Singapore	Southeast Asia	12,000	16.04%		Singapore SignLang.	Buddhism	
	Eurasian	Singapore	Southeast Asia	55,000	60%		English	Christianity	
	Filipino, Tagalog	Singapore	Southeast Asia	158,000	93%		Tagalog	Christianity	
	German	Singapore	Southeast Asia	1,700	64%		German, Standard	Christianity	
	Gujarati	Singapore	Southeast Asia	4,300	0%	FR	Gujarati	Hinduism	
	Han Chinese, Cantonese	Singapore	Southeast Asia	437,000	12%		Chinese, Yue	Buddhism	
	Han Chinese, Hainanese	Singapore	Southeast Asia	183,000	10%		Chinese, Min Nan	Non-Religious	
	Han Chinese, Hakka	Singapore	Southeast Asia	255,000	9%		Chinese, Hakka	Non-Religious	Han Chin. Cantonese
24 Dec.	Han Chinese, Mandarin	Singapore	Southeast Asia	1,386,000	12%		Chinese, Mandarin	Buddhism	
	Han Chinese, Min Bei	Singapore	Southeast Asia	18,000	9%		Chinese, Min Bei	Non-Religious	
	Han Chinese, Min Dong	Singapore	Southeast Asia	57,000	8%		Chinese, Min Dong	Non-Religious	
	Han Chinese, Min Nan	Singapore	Southeast Asia	1,193,000	10%		Chinese, Min Nan	Buddhism	
	Han Chinese, Putian	Singapore	Southeast Asia	28,000	9%		Chinese, Pu-Xian	Non-Religious	
	Han Chinese, Teochew	Singapore	Southeast Asia	600,000	10%		Chinese, Min Nan	Buddhism	
	Hindi	Singapore	Southeast Asia	14,000	1%	LR	Hindi	Hinduism	
	Hui, Dungan	Singapore	Southeast Asia	16,000	0%	FR	Chinese, Mandarin	Islam	
	Indian, English-speak.	Singapore	Southeast Asia	77,000	8%		English	Hinduism	
25 Dec.	Indonesian	Singapore	Southeast Asia	120,000	16%		Indonesian	Islam	Han Chin. Mandarin
	Japanese	Singapore	Southeast Asia	39,000	1.60%	LR	Japanese	Buddhism	
	Javanese	Singapore	Southeast Asia	93,000	15%		Javanese	Islam	
	Jew, English speaking	Singapore	Southeast Asia	900	2%	LR	English	Judaism	
	Kanarese	Singapore	Southeast Asia	22,000	4%	LR	Kannada	Hinduism	
	Korean	Singapore	Southeast Asia	11,000	28%		Korean	Non-Religious	
	Kristang	Singapore	Southeast Asia	25,000	90%		MalaccanCreolePortug.	Christianity	
	Malay	Singapore	Southeast Asia	549,000	0.60%	LR	Malay	Islam	
	Malay, Riau	Singapore	Southeast Asia	17,000	0.30%	LR	Malay	Islam	Malay

Pray Daily:	People Group Name:	Country Name:	Area-Region Name:	People Group Population:	%Percent Christian:	LR FR	Primary Language:	Primary Religion:	People Group Photos:
26 Dec.	Malay-Indonesian, English	Singapore	Southeast Asia	16,000	9%		English	Islam	
	Malayali	Singapore	Southeast Asia	28,000	5%	LR	Malayalam	Hinduism	
	Orang Seletar	Singapore	Southeast Asia	1,200	6%		Orang Seletar	Ethnic Religions	
	Palembang	Singapore	Southeast Asia	11,000	0.05%	FR	Musi	Islam	
	Punjabi	Singapore	Southeast Asia	25,000	0%	FR	Punjabi, Eastern	Sikh	
	Sindhi	Singapore	Southeast Asia	4,300	0%	FR	Sindhi	Hinduism	
	Sinhalese	Singapore	Southeast Asia	17,000	8%		Sinhala	Buddhism	
	South Asian, Bengali	Singapore	Southeast Asia	77,000	2%	LR	Bengali	Islam	
	South Asian, Telugu	Singapore	Southeast Asia	800	6%		Telugu	Hinduism	
	Straits Chinese, Baba Creole	Singapore	Southeast Asia	20,000	6%		Malay, Baba	Ethnic Religions	Tamil, Hindu
27 Dec.	Tamil, Hindu	Singapore	Southeast Asia	110,000	5%	LR	Tamil	Hinduism	
	Thai	Singapore	Southeast Asia	46,000	2%	LR	Thai	Buddhism	
	Turk	Singapore	Southeast Asia	1,000	0%	FR	Turkish	Islam	
	Urdu	Singapore	Southeast Asia	3,300	0%	FR	Urdu	Islam	
	Adabe	Timor, East	Southeast Asia	6,000	64%		Adabe	Christianity	
	Baikeno	Timor, East	Southeast Asia	84,000	98%		Baikeno	Christianity	
	Bunak	Timor, East	Southeast Asia	66,000	23%		Bunak	Ethnic Religions	
	Dagoda	Timor, East	Southeast Asia	44,000	88%		Fataluku	Christianity	
	Deaf	Timor, East	Southeast Asia	10,000	87.40%		Language unknown	Christianity	
	Galoli	Timor, East	Southeast Asia	16,000	94%		Galolen	Christianity	Thai
28 Dec.	Habu	Timor, East	Southeast Asia	3,200	56%		Habun	Christianity	
	Han Chinese, Hakka	Timor, East	Southeast Asia	800	32%		Chinese, Hakka	Ethnic Religions	
	Idate	Timor, East	Southeast Asia	16,000	58%		Idate	Christianity	
	Indonesian	Timor, East	Southeast Asia	3,300	20%		Indonesian	Islam	
	Kairui-Midik	Timor, East	Southeast Asia	18,000	92%		Kairui-Midiki	Christianity	
	Kemak	Timor, East	Southeast Asia	74,000	94%		Kemak	Christianity	
	Lakalei	Timor, East	Southeast Asia	3,900	83%		Lakalei	Christianity	
	Makalero	Timor, East	Southeast Asia	8,000	90%		Makalero	Christianity	
	Makasai	Timor, East	Southeast Asia	122,000	92%		Makasae	Christianity	
29 Dec.	Maku'a	Timor, East	Southeast Asia	70	23%		Fataluku	Ethnic Religions	Bunak
	Mambai	Timor, East	Southeast Asia	157,000	99%		Mambae	Christianity	
	Naueti	Timor, East	Southeast Asia	18,000	77%		Nauete	Christianity	
	Portuguese	Timor, East	Southeast Asia	700	95%		Portuguese	Christianity	
	Tetun	Timor, East	Southeast Asia	76,000	99%		Tetun	Christianity	
	Tetun Dili	Timor, East	Southeast Asia	522,000	98%		Tetun Dili	Christianity	
	Tokode	Timor, East	Southeast Asia	47,000	94%		Tukudede	Christianity	
	Waima'a	Timor, East	Southeast Asia	21,000	89%		Waima'a	Christianity	
	Welaun	Timor, East	Southeast Asia	5,800	70%		Welaun	Christianity	Tetun
31-31 D.	On 2 last days, praise, worship & pray as the Lord leads you. Especially thank the Lord for His great work of redemption and reaching UPG!								

Jesus said in <u>Luke 10:2</u>, "The harvest is plentiful, but the workers are few. Ask the Lord of the harvest, therefore, to send out workers into his harvest field."

Let's dream God's dreams, and fulfill God's visions -- God dreams of all people groups knowing and loving Him!

<u>Rev. 7:9</u>